



AIRCRAFT COMPANY

PAWNEE DIVISION

Wichita, Kansas

**Cessna 172 Parts Catalog
Model Years 1963-1974**

FINAL ISSUE

WHERE THIS CATALOG REFERS TO A
SPECIFIC MODEL IT IS NOTED AS FOLLOWS:
'172' FOR THE 172 & SKYHAWK MODELS;
'P172' FOR THE POWERMATIC AND
SKYHAWK POWERMATIC MODELS
F172 FOR THE FRENCH MANUFACTURED 172
FP172 FOR THE FRENCH MANUFACTURED POWERMATIC

THIS CATALOG SUPERSEDES ALL 172 & P172 PARTS
CATALOGS DATED: 15 SEPTEMBER 1962 THRU 15 JUNE 1973

≡ ≡ ≡ ≡ ≡ **15 JANUARY 1975** ≡ ≡ ≡ ≡ ≡

Courtesy of Bomar Flying Service
www.bomar.biz

INSERT LATEST CHANGED PAGES. DESTROY SUPERSEDED PAGES.

LIST OF EFFECTIVE PAGES

Dates of issue for original and changed pages are:
 Original . . . 0 . . . 15 January 1975

TOTAL NUMBER OF PAGES IN THIS PUBLICATION IS 660 CONSISTING OF THE FOLLOWING:

Page No.	Change No.	Page No.	Change No.
Title	0	205 thru 236	0
A	0	237 blank	0
i thru xv	0	238 thru 244	0
xvi blank	0	245 blank	0
xvii thru xxxiii	0	246 thru 262	0
xxxiv blank	0	263 blank	0
xxxv thru lvii	0	264 thru 277	0
lviii	0	278 blank	0
1 thru 40	0	279 thru 303	0
41 blank	0	304 blank	0
42 thru 48	0	305 thru 315	0
49 blank	0	316 blank	0
50 thru 58	0	317 thru 319	0
59 blank	0	320 blank	0
60 thru 74	0	321 thru 346	0
75 blank	0	347 blank	0
76 thru 78	0	348 thru 376	0
79 blank	0	377 blank	0
80 thru 92	0	378 thru 386	0
93 blank	0	387 blank	0
94 thru 96	0	388 thru 394	0
97 blank	0	395 blank	0
98 thru 141	0	396 thru 398	0
142 blank	0	399 blank	0
143 thru 146	0	400 thru 447	0
147 blank	0	448 blank	0
148 thru 158	0	449 thru 452	0
159 blank	0	453 blank	0
160 thru 164	0	454 thru 460	0
165 blank	0	461 blank	0
166 thru 178	0	462 thru 474	0
179 blank	0	475 blank	0
180 thru 188	0	476 thru 522	0
189 blank	0	523 blank	0
190 thru 203	0	524 thru 600	0
204 blank	0		

Upon receipt of the second and subsequent changes to this book, personnel responsible for maintaining this publication in current status should ascertain that all previous changes have been received and incorporated.

* The asterisk indicates pages changed, added, or deleted by the current change.



PARTS CATALOG REVISIONS

PCR #76-2

REFERENCE CATALOG NUMBER: P529-12

DATE: 1-28-76

CATALOG TITLE: 172/P172

TO:

FROM:

TO ELIMINATE SHIPMENTS OF INCORRECT PARTS, PLEASE
CORRECT YOUR CATALOG IMMEDIATELY AS SHOWN BELOW.

CAT.	PAGE	FIG.	INDEX	CHANGE		REMARKS
				FROM	TO	
172/ P172	357	126	31	0550181-1	0550187-1	

PARTS CATALOG TITLE MODEL 172 AND SKYHAWK (1963 THRU 1974)
PARTS CATALOG NUMBER P529-12 DATED 15 JANUARY 1975

TEMPORARY REVISION NO. 1

DATED: 17 FEBRUARY 1978

This revision consists of the following pages, which replace existing pages in printed catalog:

page 519

File this page following "List of Effective Pages" in the front of your catalog as a record of pages affected by this temporary revision.

TEMPORARY REVISION NUMBER 2

DATED 5/01/92

RECEIVED SEP 15 1997
R 9 7 1 2 5 3

MANUAL TITLE MODEL 172 SERIES PARTS CATALOG (1963 THRU 1974)
MANUAL NUMBER - PAPER COPY P529-12 AEROFICHE P529-12AF
TEMPORARY REVISION NUMBER - PAPER COPY P529TR2-12 AEROFICHE N/A
MANUAL DATE 15 JANUARY 1975 REVISION NUMBER _____ DATE _____

This Temporary Revision consists of the following pages, which affect and replace existing pages in the paper copy manual and supersede aerofiche information.

PAGE	FICHE/FRAME
65	1 12

REASON FOR TEMPORARY REVISION

To correct part number of Aileron Push Pull Rod End.


FILING INSTRUCTIONS FOR THIS TEMPORARY REVISION

For paper publications:

File this cover sheet behind the publication's title page to identify the inclusion of the Temporary Revision into the manual. Insert the new pages into the publication at the appropriate location(s) and remove and discard the superseded pages.

For aerofiche publications:

Draw a line through any aerofiche frame (page) affected by the Temporary Revision with a permanent red ink marker. This will be a visual identifier that the information in the frame (page) is no longer valid and the Temporary Revision should be referenced. Temporary Revisions should be collected and maintained in a notebook near the aerofiche library for quick reference.



TEMPORARY REVISION NUMBER 3

DATED 17 FEBRUARY 1995

RECEIVED SEP 15 1997

R 9 7:1253

MANUAL TITLE MODEL 172 SERIES PARTS CATALOG (1963 THRU 1974)

MANUAL NUMBER - PAPER COPY P529-12 AEROFICHE P529-12AF

TEMPORARY REVISION NUMBER - PAPER COPY P529TR3-12 AEROFICHE NA

MANUAL DATE 15 JANUARY 1975 REVISION NUMBER NA DATE NA

This Temporary Revision consists of changes to the subject Parts Catalog and replaces all previously issued Revision Sheets. Pen and ink changes should be made to the paper copy of the manual and supersede the aerofiche information.

NOTE

The "R" located in the first column, of the revision sheet(s), indicates changes that have occurred since the issuance of the previous Revision Sheets and/or Temporary Revision text pages.

PAGE	FICHE/FRAME
1	1A03
2	None
3	None
4	None

REASON FOR TEMPORARY REVISION

To incorporate later parts information changes to the Parts Catalog.


FILING INSTRUCTIONS FOR THIS TEMPORARY REVISION

For paper publications:

After making pen and ink changes to the Parts Catalog Pages as noted on the attached revision sheet(s) and/or Temporary Revision Text pages; file this cover sheet and the revision sheets behind the publications title page to identify the inclusion of the Temporary Revision into the manual.

For aerofiche publications:

Draw a line through any aerofiche frame (page) affected by the Temporary Revision with a permanent red ink marker. This will be a visual identifier that information in the frame (page) is no longer valid and the Temporary Revision should be referenced. Temporary Revisions should be collected and maintained in a notebook near the aerofiche library for quick reference.



CESSNA AIRCRAFT COMPANY
MODEL 172 SERIES (1963 - 1974)
PARTS CATALOG REVISION SHEET

	Page No.	Fig. No.	Index No.	CHANGE		REMARKS
				FROM	TO	
R	2	1	14	MX25A	MIL-P8585A	In Desc, Add: "...Or Green"
R	16	3	61	-----	-----	Change Code from AP to AH
R	29	6	47	-----	-----	Change Qty from (1) to (2)
R	29	6	49	-----	-----	Change Qty from (1) to (2)
R	29	6	-	-----	-----	Refer to Notes, Page 4
R	61	17	1	0526000-18	0526000-18 *	Add (*) after P/N
	65	19	17	S1106-3	S1819-3	
R	71	22	23A	Not Listed	S1003-29A (Indent 4)	Add: Bearing, Qty: (1)
R	71	22	24A	Not Listed	S1003-29A (Indent 4)	Add: Bearing, Qty: (1)
R	71	22	25A	Not Listed	S1003-42A (Indent 4)	Add: Bearing, Qty: (1)
R	74	23	-	-----	-----	Refer to Notes, Page 4
R	78	25	15	1/16X.62TYPE3	1/16X.625TYPE3	
R	92	30	-	-----	-----	Refer to Notes, Page 4
R	117	41	33	AN924-2D	AN924-2	
R	117	41	42	AN832-2D	AN832-2	
R	117	41	42	AN924-2D	AN924-2	
R	129	49	5	-----	-----	Change Code from K to M
R	129	49	6	-----	-----	Change Code from K to M
R	132	49	69	0512034-42	0512107-42	
R	135	50	3	0531019-3	0531019-5	
R	135	50	5	0531015-5	0531019-3	
R	135	50	7	S1161-1	S1611-1	
R	146	55	36B	0743063-5	0543063-5	
R	151	57	2	0543062-201	0543040-2	
R	168	67	36A	S1167-3-0080	No Change	Change Code from P to M
R	168	67	36B	AN815-3D	No Change	Change Code from P to M
R	172	68	48	S1450-309-302	S1450-3-9-032	
R	175	69	10	9541458	95-41458	
R	193	75	4	0514039-6	0514059-6	
R	197	76	30	0511185-9	0411185-9	
R	197	76	30	0511185-7	0411185-7	
R	203	78	24	0413195-5	0717021-1	
R	211	82	15	0500210-108	No Change	Change Code from F to E
R	211	82	15	0500210-108 □	No Change	Change Code from E to D
R	213	82	-	-----	-----	Refer to Notes, Page 4
R	215	83	7	S1362-2	S1362-12	
R	215	83	23	AN525-10RR	AN525-10R12	
R	217	84	2	0514002-2	0515004-2	
R	221	84	-	-----	-----	Refer to Notes, Page 4
R	255	94	74	MS20392-2C55	MS20392-2C59	
R	261	96	12	0514010-207	No Change	Change: NP to Qty (1)

Please update your parts catalog as shown above.

CESSNA AIRCRAFT COMPANY
MODEL 172 SERIES (1963 - 1974)
PARTS CATALOG REVISION SHEET

	Page No.	Fig. No.	Index No.	CHANGE		REMARKS
				FROM	TO	
R	279	102	11	-----	-----	Refer to Notes, Page 4
R	283	102	69	C668001-0103 **	C668001-0105 **	
R	291	104	60	C291502-0103	C291502-0106	
R	291	104	67	S1230-15	No Change	Change Code from A to H
R	292	104	69	S1777-3	No Change	Change Code from A to H
R	297	105	77	S2160-5	S2061-1	
R	297	105	92	C291502-0103	C291502-0106	
R	297	105	94	Insert between P/N's	0513056-3 (Indent 3)	Grommet Qty (2) Code D
R	297	105	95	Insert between P/N's	0513056-3 (Indent 3)	Grommet Qty (2) Code D
R	302	106	76	C291502-0103	C291502-0106	
R	302	106	77	0513076-34 □	0513076-43 □	
R	309	108	3A	-----	-----	Refer To Notes, Page 4
R	310	108	24B	S1450-5-14	S1450-5-14-063	
R	327	117	22	0552019-6	S1115-32	
R	327	117	22	S1115-32	S1115-9	
R	329	118	5	0552112-69 *	0552010-69 *	
R	329	118	16	-----	-----	Change Code from C to G
R	329	118	40	0552010-1	1552010-1	
R	335	120	14	NAS693A08	NAS683A08	
R	335	120	36	KM610-064	KM610-64	
R	337	121	50	120009	120009A	
R	344	123	41	0450311-2	S2323-2	
R	357	126	31	0550181-1	0550187-1	
R	358	127	9	C611501-0202	C611501-0204	When Exhausted Use
R	375	135	27	0555216-1	0555216-200	Delete code reference
R	375	135	27	0555216-13	0555216-201	Delete code reference
R	376	135	69	0450227-12	0450277-12	
R	376	135	70	0450227-15	0450277-15	
R	385	139	16	NAS696-6-3	NAS396-6-3	
R	391	141	16	NAS398-50	S1891-48	
R	412	148	43	0513340-19	0513240-19	
R	439	159	29	Not Listed	0520125-1 (Indent 2)	Bracket-Flap Pos Txtr Qty (1)
R	441	159	53	-----	-----	Refer To Notes, Page 4
R	455	165	10	0500106-179	0500106-178	
R	455	165	11	0500106-178	0500106-179	
R	459	166	54	C291502-0103	C291502-0106	
R	465	168	18	0500118-116	0500118-117	
R	465	168	19	0500118-117	0500118-116	
R	474	171	14	MS20913-10	MS20913-1D	
R	474	171	16	AF934-7	MS29513-012	
R	491	180	18	IK9-6	S1861-6	Delete AIRB reference

Please update your parts catalog as shown above.

**CESSNA AIRCRAFT COMPANY
MODEL 172 SERIES (1963 - 1974)
PARTS CATALOG REVISION SHEET**

NOTES

PG	FIGURE	INDEX NO.	
29	6		Serialization Code Change Code C: From: 172 Serial 17254893 thru 17258019 To: 172 Serial 17254893 thru 17258486 Code T: From: Not Listed To: 172 Serial 17254893 thru 17258019 F172 Serial F172-0320 thru F172-0654
74	23		Serialization Code Change Code C: From: 172 Serial 17250001 thru 17257161 To: 172 Serial 17252001 thru 17257161
92	30		Serialization Code Change Code B: From: F172 Serial F17200755 thru F17200805 To: F172 Serial F17200755 thru F17200804
213	82		Serialization Code Change Code F: From: 172 Serial 17249545 thru 17253212 To: 172 Serial 17249545 thru 17253392 Code M: From: 172 Serial 17253123 thru 17257161 To: 172 Serial 17253393 thru 17257161
221	84		Serialization Code Change Code H: From: 172 Serial 17249545 thru 17253212 To: 172 Serial 17249545 thru 17253392 Code J: From: 172 Serial 17253213 thru 17261898 To: 172 Serial 17253393 thru 17261898
279	102	11	For the P/N 0513319-1-418, Change the When Exhausted Use reference: From: . . . & 0513319-11-418 To: . . . & 0513319-18-418 For the P/N 0513319-2-418, Change the When Exhausted Use reference: From: . . . & 0513319-11-418 To: . . . & 0513319-18-418
309	108	3A	Replace all P/N 2240(. . .) references with P/N S2275(. . .).@.
310	108	40	Replace all P/N 2240(. . .) * references with P/N S2275(. . .).@*
311	108	41	Replace all P/N 2240(. . .) % references with P/N S2275(. . .). @ %
311	108	-	Add 3rd Note: Note. @ When initially replacing this part, both seat belt and shoulder harness must be replaced.
441	159	53	Delete P/N 0760632-1 reference, and in Description, Read as: "Switch-Flap Refer To Instrument Panel Figures." Delete code reference. Delete the line for P/N S1661-1. Correction in Note.*: Change (P/N) "C668001-0103" to read "C668001-0105".

Please update your parts catalog as shown above.

INTRODUCTION.

This illustrated parts catalog has been prepared to aid you in easily and quickly identifying parts of the models covered herein.

This catalog features an index system consisting of:

1. An alphabetical index located in the front of the catalog.
2. A numerical index located in the back of the catalog, which lists all parts and figures in which they appear.

STANDARD PARTS.

Many parts having standard usage have been incorporated into the Cessna Standard System. Parts in this group are designated with the part number prefix "S".

For standard hardware items such as Tinnerman nuts, clamps, etc., "AN" and "NAS" numbers have been used.

USABLE ON CODES. . . . Serial listings in this catalog are noted by a letter code located in the usable on code column which is the extreme right hand column of the parts list page. Usable on codes are applicable only to the figure on which they appear. The code letters and the serials to which they apply are listed at the end of the figure.

If no usable on code appears opposite a first column listing of the figure, the usage is applicable to all models and serials covered by this catalog. If no usable on code appears opposite any indented listing, the usage is applicable to all models and serials covered by the figure on which it appears.

Bold face type serials appearing on certain figures are for quick reference to large blocks of airplanes.

F172 and FP172 serial usage is listed together with the United States serial usage immediately following the parts listing on each individual figure where applicable.

NON-INTERCHANGEABLE PARTS. . . . When parts are not interchangeable with earlier models, all parts applicable to the particular usage are listed. The letter code for the individual part usage is listed in the usable on column opposite each part. Care should be exercised in determining proper serial when ordering to insure receipt of correct part.

INTERCHANGEABLE PARTS. . . . When a later design part is completely interchangeable with the part it replaces, both parts will be serialized and the notation "when exhausted use ___", or the abbreviation, "WEU ___" will be entered following the listing of the earlier design part. This means that the earlier design part should be used on airplanes to which they apply until the supply of these parts is exhausted---after which time the later design part must be used. This is done to simplify stocking of parts by our distributors and dealers. The earlier part is as good, physically and functionally, as the later design part---the difference

being the later design part can be used on more than one block of airplane serials.

SYMBOLS & PART NUMBER TERMS.

NP - The symbol "NP" appearing in the units per assembly column denotes that the item it appears opposite is not procurable.

AR - The symbol "AR" appearing in the units per assembly column denotes "As Required" and is used to indicate bulk quantity where an indefinite amount is used.

The following is a list of abbreviations that may appear in the description nomenclature:

ALT - Alternate part	INSTL - Installation
ASSY - Assembly	LH - Left hand
BKI - Bulk item	RH - Right hand
FSO - For spares order	WEU - When exhausted use

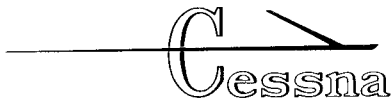
Other key letter symbols spaced apart from and following the part nomenclature are for cataloging and manufacturing purposes only and are not to be considered by the customer.

A blank entry in the part number column appears before an unprocurable part or installation which is also denoted in the "Units Per Assembly" column by the use of the symbol NP.

GROUP ASSEMBLY PARTS LIST ARRANGEMENT.

This section lists all replaceable items in the airplane and these items are detailed on illustrations throughout the section. The index numbers on the illustration are keyed to each accompanying parts list. The purpose of the index numbers is to provide complete and positive identification of the article, but should not be used for procurement purposes.

- a. The figure and index number column of the parts list shows the figure number once at the beginning of the list. The figure number is followed by a dash and the indexed number. The remaining index numbers are preceded by dash only.
- b. The part number column identifies the item by part number.
- c. In the description column, relationship of items covered is shown by the degree of indention of each item, for example: The wing assembly (Figure 3) is listed in column (1) of the description column. The wing structure, is the next lower assembly and is therefore listed in column (2).
- d. If two or more assemblies contain a majority of identical parts or the assemblies are left or right hand, the assemblies are listed together and the next lower assemblies or detail parts are listed as common for both assemblies, with the differing parts coded for usage on the correct major assembly.



- e. Attaching parts are listed immediately beneath the item to be attached and preceding any detail parts of the item. They are listed in the same column as the item they attach and are preceded by the caption "Attaching Parts." The end of the attaching parts listing is followed by a separating symbol ---*---
- f. The quantity listed in the "Units Per Assembly" column for attaching parts denotes the quantity necessary to attach only one part. Total quantity necessary to attach more than one part is obtained by multiplying the attaching parts quantity by the number of parts attached.
- g. Component parts of the complete airplane which are not included in any assembly, but which are used in conjunction with, or attach to certain assemblies, are listed either preceding the first detail or following the last detail of the assembly or installation, and in the same column as the major assembly or installation.
- h. The quantities listed in the "Units Per Assembly" column are the quantity used per figure.

ACCESSORY KITS.

For accessory kit listings, refer to separate Accessory Kit Catalog.

BULK ITEMS.

Certain items such as flexible air hose, rubber mouldings and channels, windshield sealing strips etc., are noted in the catalog listings as bulk items. These listings also note the cut length of these materials for one installation. When an item is listed as a bulk item, it will be supplied to the dealer in the most convenient bulk length or quantity. Reference to the cut length or quantity per installation provides for the most satisfactory disbursement to the customer.

HOW TO ORDER.

USE YOUR CATALOG TO ORDER PARTS. Use parts and Accessories Order Form, which will be supplied by Cessna on request. Give complete information on addresses and make sure the part number and part name are as shown in the catalog. Be sure to specify quantities. Specify how the order is to be shipped, otherwise it will be sent out in the manner that seems best to the shipper.

SERIAL, COLOR, & CORROSION PROOFING.

Be sure to indicate model and serial number of the airplane. Serial number is very important to properly identify parts used on each airplane. When color is involved refer to "Upholstery & Interior Trim" section for example. If corrosion proofing is desired add the letters "CP" following the part number.

DISTRIBUTOR ORDERS.

Distributors will send all orders to the factory with instructions as to the shipping destination. The factory

prefers not to make C.O.D. shipments for the distributor and all billing will be made to the distributor in the case of direct shipments.

DEALER ORDERS.

Dealers will place all of their parts order requirements with their distributor. The factory will not honor orders received directly from a dealer. It will be necessary for us to forward it to the distributor for his action. Therefore, dealer orders sent direct to the distributor will result in much faster delivery on any parts that are required.

RETAIL ORDERS.

Retail orders will not be honored by the factory. They are to be placed with the dealer or distributor in the owner's territory and when received directly by the factory will be forwarded to the distributor from whose territory it was received. Considerable saving in time will result to the owner if his orders are placed with his dealer or distributor.



Cessna Aircraft Company reserves the right to cancel, add or change the parts and assemblies described in this catalog without notice.



"All aircraft, regardless of manufacturer, are certificated under model number designations. However, popular names are often used for marketing purposes. To provide a consistent method of referring to the various aircraft, model numbers will be used in this publication unless names are required to differentiate between versions of the same basic model. The following table provides a cross reference listing of popular name vs. model numbers."

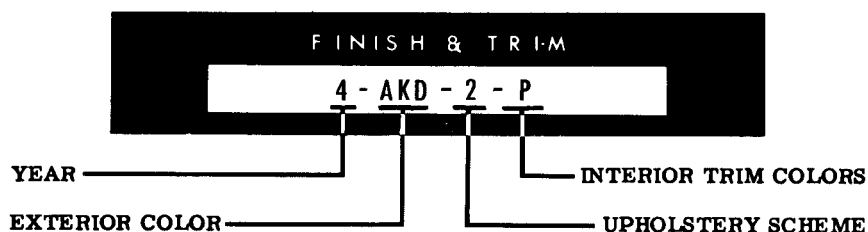
NAME	MODEL YEAR	MODEL	SERIALS	
			BEGINNING	ENDING
172 POWERMATIC OR SKYHAWK POWERMATIC	1963	P172	P17257120	P17257188
FRENCH POWERMATIC	1963	FP172	FP172-0001	FP172-0003
172 OR SKYHAWK	1963	172D	17249545	17250572
	1964	172E	17250573	17251822
	1965	172F	17251823	17253392
	1966	172G	17253393	17254892
	1967	172H	17254893	17256512
	1968	172I	17256513	17257161
	1969	172K	17257162	17258486
	1970	172K	17258487	17259223
	1971	172L	17259224	17259903
	1972	172L	17259904	17260758
	1973	172M	17260759	17261998
1974	172M	17261999	17263458	
REIMS/CESSNA F172	1963	F172D	F172-0001	F172-0018
	1964	F172E	F172-0019	F172-0085
	1965	F172F	F172-0086	F172-0179
	1966	F172G	F172-0180	F172-0319
	1967	F172H	F172-0320	F172-0431
			F172-0436	F172-0442
			F172-0444	F172-0446
			F172-0432	F172-0435
	1968	F172H	F172-0443	F172-0443
			F172-0447	F172-0559
			F172-0560	F172-0654
			F17200655	F17200754
			F17200755	F17200804
			F17200805	F17200904
1973	F172M	F17200905	F17201034	
1974	F172M	F17201035	F17201234	

FINISH & TRIM PLATE

The "FINISH AND TRIM" plate is located on the left side of the airplane on the lower door jamb directly behind the M. A. A. name plate.

This plate indicates the model year, exterior paint color, upholstery scheme and interior trim colors.

The following diagram is an example showing the sequence and definition of each code symbol on the "FINISH AND TRIM" plate.



FINISH & TRIM NUMBER (4-AKD-2-P)

- "4" = 1964 Model
- "AKD" = Emerald Green Metallic, Velvet Black, Mint Green Exterior
- "2" = Sorrel Brown Upholstery
- "P" = Black Semi-Gloss, Sand and Fawn Interior Trim

1963 THRU 1965

SEE PAGE VI FOR 1966 & ON

CODE CHART								Serial Listing
PAINT & UPHOLSTERY COMBINATIONS								
Model 172, P172 & SKYHAWK								
YEAR	EXTERIOR PAINT			UPHOLSTERY		INTERIOR TRIM		
	CODE	CODE	COLOR	CODE	COLOR	CODE	COLOR	
1963	3	A	ADOBE BEIGE CES-1054-446 or -458*	2	JADE (A)	Q	BLACK (SEMI-GLOSS) CES-1054-156	17249545 THRU 17250572 F172-000T THRU F172-0018 P17257120 THRU P17257188 FP172-0001 THRU FP172-0003
		B	VESTAL WHITE CES-1054-398 or -170*					
		C	GOLDENROD CES-1054-448 or -183*					
		D	MINT GREEN CES-1054-238 or -412*	3	CRIMSON FLAME (B)			
		E	PLATINUM BLUE CES-1054-443					
		F	VALOR RED CES-1054-409					
		G	MATADOR RED CES-1054-465 or -338*	4	BLUE CRANE (C)			
		K	TAHOE BLUE METALLIC CES-1054-407 or -394*					
		N	EXECUTIVE GREY METALLIC CES-1054-411					
		R	COCOA BROWN CES-1054-459	5	FRECKLE BROWN (D)			
		U	EMERALD CES-1054-350 or -461*					
		SP	SPECIAL COLORS				1	

NOTE: WHEN ORDERING PAINT SPECIFY CES-1054 DASH NUMBER. EXAMPLE: CES-1054-439

*On all over painted airplanes, base color will be vinyl. All other colors will be lacquer.

<p align="center">CODE CHART PAINT & UPHOLSTERY COMBINATIONS Model 172 & SKYHAWK</p>							<p align="center">Serial Listing</p>
YEAR	EXTERIOR PAINT		UPHOLSTERY		INTERIOR TRIM		
CODE	CODE	COLOR	CODE	COLOR	CODE	COLOR	
1 9 6 4	4	A	EMERALD GREEN MET. CES-1054-350	2	SORREL BROWN	P	BLACK SEMI-GLOSS CES-1054-156
		B	GOLDENROD CES-1054-448				
		C	VESTAL WHITE CES-1054-398 or -170*				
		D	MINT GREEN CES-1054-238 or -412*				
		E	CORK BROWN CES-1054-463				
		F	JONQUIL YELLOW CES-1054-402 or -416*				
		G	MUTED BEIGE CES-1054-439 or -399*	3	MUTED BLUE		
		H	REGAL GREEN MET. CES-1054-404				
		J	ITALIAN GOLD CES-1054-265				
		K	VELVET BLACK CES-1054-151	4	CAPPERICA RED		
		L	SUN GLOW RED CES-1054-493				
		M	TUXEDO BLUE CES-1054-495				
		N	COFFEE BROWN MET. CES-1054-497				
		R	WINE MET ALLIC CES-1054-505	5	PRIMITIVE GREEN	P	SAND CES-1054-435
		T	HAWAIIAN RED CES-1054-509				
		W	TWILIGHT BLUE CES-1054-511				
X	SKY BLUE CES-1054-513 or -512*						
Z	ARISTO BLUE MET. CES-1054-487						
SP	SPECIAL COLORS	1	SPECIAL UPHOLSTERY	SP	SPECIAL COLORS		

**F172-0019
THRU
F172-0085**

**17250573
THRU
17251822**

NOTE: WHEN ORDERING PAINT SPECIFY CES-1054 DASH NUMBER. EXAMPLE CES-1054-350.

*DENOTES VINYL PAINT.
VINYL IS USED AS BASE COLOR ON OVER-ALL PAINTED AIRPLANES.
ALL OTHER COLORS ARE LACQUER.

<p style="text-align: center;">CODE CHART PAINT & UPHOLSTERY COMBINATIONS Model 172 & SKYHAWK</p>							<p>Serial Listing</p>
YEAR	EXTERIOR PAINT		UPHOLSTERY		INTERIOR TRIM		
	CODE	COLOR	CODE	COLOR	CODE	COLOR	
<p>1 9 6 5</p>	<p>5</p>	A	EMERALD GREEN CES-1054-350	<p>6</p>	<p>POPPY RED</p>	<p>U</p>	<p>LIGHT GRAY CES-1054-586</p>
		B	GOLDENROD CES-1054-448				
		C	VESTAL WHITE CES-1054-398 or -170*				
		D	ICE BLUE CES-1054-564 or -546*				
		E	AVANTI RED CES-1054-556	<p>7</p>	<p>GOLDEN OLIVE</p>	<p>W</p>	<p>CHESTNUT CES-1054-587</p>
		F	YUMA YELLOW CES-1054-542				
		G	DESERT BEIGE CES-1054-545				
		H	PLATINUM CES-1054-550 or -565*				
		J	SUNSHINE YELLOW CES-1054-561 or -547*	<p>8</p>	<p>DUSTY BLUE</p>	<p>X</p>	<p>KHAKI CES-1054-588</p>
		K	VELVET BLACK CES-1054-151				
		L	SUN GLOW RED CES-1054-493				
		M	VENICE BLUE MET CES-1054-572				
		N	AUTUMN RUSSET MET CES-1054-571	<p>9</p>	<p>ADOBE TAN</p>	<p>Z</p>	<p>DARK TURQUOISE CES-1054-589</p>
		R	ARISTO BLUE MET CES-1054-487				
		S	SAPPHIRE MIST MET CES-1054-562				
		T	HAWAIIAN RED CES-1054-509				
SP	SPECIAL COLORS	1	SPECIAL UPHOLSTERY	SP	SPECIAL COLORS	<p>F172-0086 THRU F172-0179 17251823 THRU 17253392</p>	
<p>NOTE: WHEN ORDERING PAINT SPECIFY CES-1054 DASH NUMBER. EXAMPLE CES-1054-350</p>							
<p>*DENOTES VINYL PAINT. VINYL IS USED AS BASE COLOR ON OVER-ALL PAINTED AIRPLANES. ALL OTHER COLORS ARE LACQUER.</p>							

FINISH & TRIM PLATE

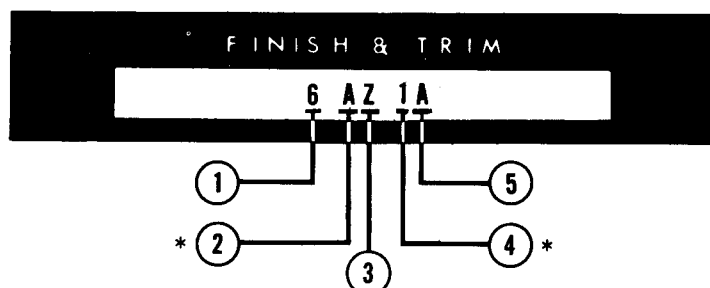
The "FINISH AND TRIM" plate is located on the left side of the airplane on the lower door jamb directly below the M.A.A. nameplate.

This plate indicates model year, interior color scheme and the exterior color combination.

Interpretation of information stamped on the Finish and Trim Plate is obtained by use of the Color Code Chart for the respective year.

Color Code Charts for yearly models appear on pages immediately following this page.

The Finish and Trim Plate is explained below. Explanatory remarks are keyed to the illustrated example.



- ① First column number indicates year.
- ② Second column letter or letters indicate interior color code of aircraft. Refer to Color Code Chart for respective year to obtain color.
- ③ The letter "B" or "Z" following the interior code indicates optional black carpet.
- ④ Third column number or numbers indicate exterior trim. The basic number is found on the Color Code Chart and indicates colors and type paint used on the aircraft.
- ⑤ Arctic color reversal is designated by a prefix "2," "3" or "4" on the exterior color combination code. (Suffix "A" was used for 1966 Model only.)

* The special exterior and/or interior is denoted by the letters "SP" in lieu of the standard codes.

Interpretation of the example Finish and Trim Code 6-AZ-1A that is obtained from 1975 Color Code Chart is:

6 = 1966 model year
 A = Coral Interior Scheme
 Z = Black Carpet (optional)
 1 = Vestal White & Goldenrod exterior
 1A = Vestal White & Goldenrod exterior (color reversal)

1966 & ON

SEE PAGE III FOR 1963 THRU 1965

MODEL 172			PAINT CODE CHART				MODEL 172			
YEAR	INTERIOR COLOR		INTERIOR PAINT				SERIAL LISTING	EXTERIOR PAINT		
	CODE	COLOR	INTERIOR COLOR CODE					CODE	COLOR COMBINATIONS	
			A	B	C	D				
1 9 6 6	A	CORAL	BLACK (SEMI-GLOSS) CES-1054-156	BLACK (SEMI-GLOSS) CES-1054-156	BLACK (SEMI-GLOSS) CES-1054-156	BLACK (SEMI-GLOSS) CES-1054-156	17253393 THRU 17254892 F172-0180 THRU F172-0319	1	VESTAL WHITE CES1054-398 OR -170* CES1054-802 (ACRYLIC)	GOLDENROD CES1054-448 CES1054-803 (ACRYLIC)
			2	VESTAL WHITE CES1054-398 OR -170* CES1054-802 (ACRYLIC)	SAN REMO TURQUOISE CES1054-705 CES1054-804 (ACRYLIC)					
			3	VESTAL WHITE CES1054-398 OR -170* CES1054-802 (ACRYLIC)	RACING GREEN CES1054-692 CES1054-805 (ACRYLIC)					
			4	VESTAL WHITE CES1054-398 OR -170* CES1054-802 (ACRYLIC)	VALOR RED CES1054-409 CES1054-806 (ACRYLIC)					
			5	VESTAL WHITE CES1054-398 OR -170* CES1054-802 (ACRYLIC)	VELVET BLACK CES1054-151 CES1054-807 (ACRYLIC)					
			6	VESTAL WHITE CES1054-398 OR -170* CES1054-802 (ACRYLIC)	MIDNIGHT TURQUOISE CES1054-801 (ACRYLIC)					
	B	GOLD	DULL BLACK (LACQUER) CES-1054-193	DULL BLACK (LACQUER) CES-1054-193	DULL BLACK (LACQUER) CES-1054-193	DULL BLACK (LACQUER) CES-1054-193		7	VESTAL WHITE CES1054-398 OR -170* CES1054-802 (ACRYLIC)	HAWAIIAN RED CES1054-509 CES1054-844 (ACRYLIC)
			8	VESTAL WHITE CES1054-398 OR -170* CES1054-802 (ACRYLIC)	AUTUMN RUSSET CES1054-571 CES1054-835 (ACRYLIC)					
			40	VESTAL WHITE CES1054-398 OR -170* CES1054-802 (ACRYLIC)	VELVET BLACK CES1054-151 CES1054-807 (ACRYLIC)	SAN REMO TURQUOISE CES1054-705 CES1054-804 (ACRYLIC)				
			41	VESTAL WHITE CES1054-398 OR -170* CES1054-802 (ACRYLIC)	VELVET BLACK CES1054-151 CES1054-807 (ACRYLIC)	PINEHURST GREEN CES1054-757 CES1054-836 (ACRYLIC)				
			42	VESTAL WHITE CES1054-398 OR -170* CES1054-802 (ACRYLIC)	BERKSHIRE BROWN CES1054-830 (ACRYLIC)	GOLDENROD CES1054-448 CES1054-803 (ACRYLIC)				
			43	VESTAL WHITE CES1054-398 OR -170* CES1054-802 (ACRYLIC)	BERKSHIRE BROWN CES1054-808 CES1054-830 (ACRYLIC)	VALOR RED CES1054-409 CES1054-806 (ACRYLIC)				
C	BLUE	DULL BLACK (EPOXY) CES-1054-482	DULL BLACK (EPOXY) CES-1054-482	DULL BLACK (EPOXY) CES-1054-482	DULL BLACK (EPOXY) CES-1054-482	44	VESTAL WHITE CES1054-398 OR -170* CES1054-802 (ACRYLIC)	ASPEN YELLOW CES1054-606 CES1054-831 (ACRYLIC)	VELVET BLACK CES1054-151 CES1054-807 (ACRYLIC)	
		45	VESTAL WHITE CES1054-398 OR -170* CES1054-802 (ACRYLIC)	GOLDENROD CES1054-448 CES1054-803 (ACRYLIC)	BERKSHIRE BROWN CES1054-608 CES1054-830 (ACRYLIC)					
		46	VESTAL WHITE CES1054-398 OR -170* CES1054-802 (ACRYLIC)	SAN REMO TURQUOISE CES1054-705 CES1054-804 (ACRYLIC)	VELVET BLACK CES1054-151 CES1054-807 (ACRYLIC)					
		47	VESTAL WHITE CES1054-398 OR -170* CES1054-802 (ACRYLIC)	MIDNIGHT TURQUOISE CES1054-801 (ACRYLIC)	VALOR RED CES1054-409 CES1054-806 (ACRYLIC)					
		48	VESTAL WHITE CES1054-398 OR -170* CES1054-802 (ACRYLIC)	MIDNIGHT TURQUOISE CES1054-801 (ACRYLIC)	ASPEN YELLOW CES1054-606 CES1054-831 (ACRYLIC)					
		49	VESTAL WHITE CES1054-398 OR -170* CES1054-802 (ACRYLIC)	VALOR RED CES1054-409 CES1054-806 (ACRYLIC)	VELVET BLACK CES1054-151 CES1054-807 (ACRYLIC)					
D	BRONZE	CORAL (LACQUER) CES-1054-661	GOLD (LACQUER) CES-1054-663	BLUE (LACQUER) CES-1054-662	BRONZE (LACQUER) CES-1054-719	50	VESTAL WHITE CES1054-398 OR -170* CES1054-802 (ACRYLIC)	HAWAIIAN RED CES1054-509 CES1054-844 (ACRYLIC)	VELVET BLACK CES1054-151 CES1054-807 (ACRYLIC)	
		51	VESTAL WHITE CES1054-398 OR -170* CES1054-802 (ACRYLIC)	PINEHURST GREEN CES1054-757 CES1054-836 (ACRYLIC)	RACING GREEN CES1054-692 CES1054-805 (ACRYLIC)					
		52	VESTAL WHITE CES1054-398 OR -170* CES1054-802 (ACRYLIC)	VELVET BLACK CES1054-151 CES1054-807 (ACRYLIC)	VALOR RED CES1054-409 CES1054-806 (ACRYLIC)					
Z	OPTIONAL CARPET (BLACK)	CORAL (VINYL) CES-1054-746	GOLD (VINYL) CES-1054-748	BLUE (VINYL) CES-1054-747	BRONZE (VINYL) CES-1054-751	53	VESTAL WHITE CES1054-398 OR -170* CES1054-802 (ACRYLIC)	SIERRA BEIGE CES1054-680 CES1054-756 (ACRYLIC)	VALOR RED CES1054-409 CES1054-806 (ACRYLIC)	
		54	VESTAL WHITE CES1054-398 OR -170* CES1054-802 (ACRYLIC)	AUTUMN RUSSET CES1054-571 CES1054-835 (ACRYLIC)	VELVET BLACK CES1054-151 CES1054-807 (ACRYLIC)					
		55	VESTAL WHITE CES1054-398 OR -170* CES1054-802 (ACRYLIC)	CHESTNUT METALLIC CES1054-556 CES1054-845 (ACRYLIC)	SIERRA BEIGE CES1054-680 CES1054-756 (ACRYLIC)					
						56	VESTAL WHITE CES1054-398 OR -170* CES1054-802 (ACRYLIC)	EMERALD GREEN METALLIC CES1054-350 CES1054-846 (ACRYLIC)	VELVET BLACK CES1054-151 CES1054-807 (ACRYLIC)	

NOTE: WHEN ORDERING PAINT SPECIFY CES-1054 DASH NUMBER. EXAMPLE: CES1054-439
 *On all over painted airplanes, base color will be vinyl. All other colors will be lacquer.

ALL DOMESTIC AIRCRAFT SERIAL 17254679 & ON
 WERE PAINTED WITH ACRYLIC PAINT

ALL FRENCH AIRCRAFT WERE PAINTED WITH LACQUER

MODEL 172

PAINT CODE CHART

MODEL 172

YEAR	INTERIOR COLOR		INTERIOR PAINT				SERIAL LISTING	EXTERIOR PAINT			
	CODE	COLOR	AF	AV	BF	BV		CODE	COLOR COMBINATIONS		
1 9 7 6 7	AF	Bronze Fabric	BLACK SEMI-GLOSS (LACQUER) CES1054-156	BLACK SEMI-GLOSS (LACQUER) CES1054-156	BLACK SEMI-GLOSS (LACQUER) CES1054-156	BLACK SEMI-GLOSS (LACQUER) CES1054-156	17254893 THRU 17256512 F172-0320 THRU F172-0431, F172-0436 THRU F172-0442, F172-0444 THRU F172-0446	1 201 301	VESTAL WHITE CES1054-802 (ACRYLIC) CES1054-398*	GOLDEN ROD CES1054-803 (ACRYLIC) CES1054-448*	
			DULL BLACK (LACQUER) CES1054-193	DULL BLACK (LACQUER) CES1054-193	DULL BLACK (LACQUER) CES1054-193	DULL BLACK (LACQUER) CES1054-193		2 202 302	VESTAL WHITE CES1054-802 (ACRYLIC) CES1054-398*	VALOR RED CES1054-806 (ACRYLIC) CES1054-409*	
			DULL BLACK (EPOXY) CES1054-482	DULL BLACK (EPOXY) CES1054-482	DULL BLACK (EPOXY) CES1054-482	DULL BLACK (EPOXY) CES1054-482		3 203 303	VESTAL WHITE CES1054-802 (ACRYLIC) CES1054-398*	IMPERIAL BURGUNDY MET (ACRYLIC) CES1054-767 CES1054-847*	
			BRONZE (LACQUER) CES1054-719 (VINYL) CES1054-751	BRONZE (LACQUER) CES1054-719 (VINYL) CES1054-751	BLUE (LACQUER) CES1054-798 (VINYL) CES1054-799	BLUE (LACQUER) CES1054-798 (VINYL) CES1054-799		4 204 304	VESTAL WHITE CES1054-802 (ACRYLIC) CES1054-398*	VELVET BLACK CES1054-807 (ACRYLIC) CES1054-151*	
	AV	Bronze Vinyl	DULL BLACK (LACQUER) CES1054-193	DULL BLACK (LACQUER) CES1054-193	DULL BLACK (LACQUER) CES1054-193	DULL BLACK (LACQUER) CES1054-193		5 205 305	VESTAL WHITE CES1054-802 (ACRYLIC) CES1054-398*	BELFAST BROWN CES1054-773 (ACRYLIC) CES1054-848*	
			DULL BLACK (EPOXY) CES1054-482	DULL BLACK (EPOXY) CES1054-482	DULL BLACK (EPOXY) CES1054-482	DULL BLACK (EPOXY) CES1054-482		6 206 306	VESTAL WHITE CES1054-802 (ACRYLIC) CES1054-398*	EMPRESS BLUE CES1054-832 (ACRYLIC) CES1054-604*	
			BRONZE (LACQUER) CES1054-719 (VINYL) CES1054-751	BRONZE (LACQUER) CES1054-719 (VINYL) CES1054-751	BLUE (LACQUER) CES1054-798 (VINYL) CES1054-799	BLUE (LACQUER) CES1054-798 (VINYL) CES1054-799		7 207 307	VESTAL WHITE CES1054-802 (ACRYLIC) CES1054-398*	VENICE BLUE MET CES1054-833 (ACRYLIC) CES1054-572*	
			AVOCADO (LACQUER) CES1054-796 (VINYL) CES1054-797	AVOCADO (LACQUER) CES1054-796 (VINYL) CES1054-797	RED (LACQUER) CES1054-718 (VINYL) CES1054-750	RED (LACQUER) CES1054-718 (VINYL) CES1054-750		8 208 308	VESTAL WHITE CES1054-802 (ACRYLIC) CES1054-398*	RACING GREEN CES1054-805 (ACRYLIC) CES1054-682*	
	BF	Blue Fabric	LIGHT GRAY (LACQUER) CES1054-531	LIGHT GRAY (LACQUER) CES1054-531	LIGHT GRAY (LACQUER) CES1054-531	LIGHT GRAY (LACQUER) CES1054-531		70 270 370	VESTAL WHITE CES1054-802 (ACRYLIC)	TROPICAL ORANGE CES1054-774 (ACRYLIC)	ITALIAN GOLD CES1054-834 (ACRYLIC)
			DULL BLACK (LACQUER) CES1054-193	DULL BLACK (LACQUER) CES1054-193	DULL BLACK (LACQUER) CES1054-193	DULL BLACK (LACQUER) CES1054-193		71 271 371	VESTAL WHITE CES1054-802 (ACRYLIC)	TROPICAL ORANGE CES1054-774 (ACRYLIC)	VALOR RED CES1054-806 (ACRYLIC)
			DULL BLACK (EPOXY) CES1054-482	DULL BLACK (EPOXY) CES1054-482	DULL BLACK (EPOXY) CES1054-482	DULL BLACK (EPOXY) CES1054-482		72 272 372	VESTAL WHITE CES1054-802 (ACRYLIC)	TROPICAL ORANGE CES1054-774 (ACRYLIC)	AUTUMN RUSSET MET CES1054-835 (ACRYLIC)
			AVOCADO (LACQUER) CES1054-796 (VINYL) CES1054-797	AVOCADO (LACQUER) CES1054-796 (VINYL) CES1054-797	RED (LACQUER) CES1054-718 (VINYL) CES1054-750	RED (LACQUER) CES1054-718 (VINYL) CES1054-750		73 273 373	VESTAL WHITE CES1054-802 (ACRYLIC)	EMPRESS BLUE CES1054-832 (ACRYLIC)	ARISTO BLUE MET CES1054-837 (ACRYLIC)
	BV	Blue Vinyl	DULL BLACK (LACQUER) CES1054-193	DULL BLACK (LACQUER) CES1054-193	DULL BLACK (LACQUER) CES1054-193	DULL BLACK (LACQUER) CES1054-193		74 274 374	VESTAL WHITE CES1054-802 (ACRYLIC)	EMPRESS BLUE CES1054-832 (ACRYLIC)	VENICE BLUE MET CES1054-833 (ACRYLIC)
			DULL BLACK (EPOXY) CES1054-482	DULL BLACK (EPOXY) CES1054-482	DULL BLACK (EPOXY) CES1054-482	DULL BLACK (EPOXY) CES1054-482		75 275 375	VESTAL WHITE CES1054-802 (ACRYLIC)	EMPRESS BLUE CES1054-832 (ACRYLIC)	VELVET BLACK CES1054-807 (ACRYLIC)
			AVOCADO (LACQUER) CES1054-796 (VINYL) CES1054-797	AVOCADO (LACQUER) CES1054-796 (VINYL) CES1054-797	RED (LACQUER) CES1054-718 (VINYL) CES1054-750	RED (LACQUER) CES1054-718 (VINYL) CES1054-750		76 276 376	VESTAL WHITE CES1054-802 (ACRYLIC)	VENICE BLUE MET CES1054-833 (ACRYLIC)	VELVET BLACK CES1054-807 (ACRYLIC)
			AVOCADO (LACQUER) CES1054-796 (VINYL) CES1054-797	AVOCADO (LACQUER) CES1054-796 (VINYL) CES1054-797	RED (LACQUER) CES1054-718 (VINYL) CES1054-750	RED (LACQUER) CES1054-718 (VINYL) CES1054-750		77 277 377	VESTAL WHITE CES1054-802 (ACRYLIC)	VALOR RED CES1054-806 (ACRYLIC)	IMPERIAL BURGUNDY MET (ACRYLIC) CES1054-767
	CF	Avocado Fabric	BLACK SEMI-GLOSS (LACQUER) CES1054-156	BLACK SEMI-GLOSS (LACQUER) CES1054-156	BLACK SEMI-GLOSS (LACQUER) CES1054-156	BLACK SEMI-GLOSS (LACQUER) CES1054-156		78 278 378	VESTAL WHITE CES1054-802 (ACRYLIC)	VALOR RED CES1054-806 (ACRYLIC)	VELVET BLACK CES1054-807 (ACRYLIC)
			DULL BLACK (LACQUER) CES1054-193	DULL BLACK (LACQUER) CES1054-193	DULL BLACK (LACQUER) CES1054-193	DULL BLACK (LACQUER) CES1054-193		79 279 379	VESTAL WHITE CES1054-802 (ACRYLIC)	IMPERIAL BURGUNDY MET (ACRYLIC) CES1054-767	VELVET BLACK CES1054-807 (ACRYLIC)
			DULL BLACK (EPOXY) CES1054-482	DULL BLACK (EPOXY) CES1054-482	DULL BLACK (EPOXY) CES1054-482	DULL BLACK (EPOXY) CES1054-482		80 280 380	VESTAL WHITE CES1054-802 (ACRYLIC)	GOLDEN ROD CES1054-803 (ACRYLIC)	ITALIAN GOLD CES1054-834 (ACRYLIC)
			AVOCADO (LACQUER) CES1054-796 (VINYL) CES1054-797	AVOCADO (LACQUER) CES1054-796 (VINYL) CES1054-797	RED (LACQUER) CES1054-718 (VINYL) CES1054-750	RED (LACQUER) CES1054-718 (VINYL) CES1054-750		81 281 381	VESTAL WHITE CES1054-802 (ACRYLIC)	GOLDEN ROD CES1054-803 (ACRYLIC)	BELFAST BROWN CES1054-773 (ACRYLIC)
	CV	Avocado Vinyl	DULL BLACK (LACQUER) CES1054-193	DULL BLACK (LACQUER) CES1054-193	DULL BLACK (LACQUER) CES1054-193	DULL BLACK (LACQUER) CES1054-193		82 282 382	VESTAL WHITE CES1054-802 (ACRYLIC)	BARCELONA BRONZE MET (ACRYLIC) CES1054-770	AUTUMN RUSSET MET CES1054-835 (ACRYLIC)
			DULL BLACK (EPOXY) CES1054-482	DULL BLACK (EPOXY) CES1054-482	DULL BLACK (EPOXY) CES1054-482	DULL BLACK (EPOXY) CES1054-482		83 283 383	VESTAL WHITE CES1054-802 (ACRYLIC)	BARCELONA BRONZE MET (ACRYLIC) CES1054-770	IMPERIAL BURGUNDY MET (ACRYLIC) CES1054-767
			AVOCADO (LACQUER) CES1054-796 (VINYL) CES1054-797	AVOCADO (LACQUER) CES1054-796 (VINYL) CES1054-797	RED (LACQUER) CES1054-718 (VINYL) CES1054-750	RED (LACQUER) CES1054-718 (VINYL) CES1054-750		84 284 384	VESTAL WHITE CES1054-802 (ACRYLIC)	AUTUMN RUSSET MET CES1054-835 (ACRYLIC)	VELVET BLACK CES1054-807 (ACRYLIC)
			AVOCADO (LACQUER) CES1054-796 (VINYL) CES1054-797	AVOCADO (LACQUER) CES1054-796 (VINYL) CES1054-797	RED (LACQUER) CES1054-718 (VINYL) CES1054-750	RED (LACQUER) CES1054-718 (VINYL) CES1054-750		85 285 385	VESTAL WHITE CES1054-802 (ACRYLIC)	PINEHURST GREEN CES1054-836 (ACRYLIC)	GLENWOOD GREEN MET CES1054-768 (ACRYLIC)
DF	Red Fabric	LIGHT GRAY (LACQUER) CES1054-531	LIGHT GRAY (LACQUER) CES1054-531	LIGHT GRAY (LACQUER) CES1054-531	LIGHT GRAY (LACQUER) CES1054-531	86 286 386	VESTAL WHITE CES1054-802 (ACRYLIC)	RACING GREEN CES1054-805 (ACRYLIC)	VELVET BLACK CES1054-807 (ACRYLIC)		
		DULL BLACK (LACQUER) CES1054-193	DULL BLACK (LACQUER) CES1054-193	DULL BLACK (LACQUER) CES1054-193	DULL BLACK (LACQUER) CES1054-193						
		DULL BLACK (EPOXY) CES1054-482	DULL BLACK (EPOXY) CES1054-482	DULL BLACK (EPOXY) CES1054-482	DULL BLACK (EPOXY) CES1054-482						
		AVOCADO (LACQUER) CES1054-796 (VINYL) CES1054-797	AVOCADO (LACQUER) CES1054-796 (VINYL) CES1054-797	RED (LACQUER) CES1054-718 (VINYL) CES1054-750	RED (LACQUER) CES1054-718 (VINYL) CES1054-750						
DV	Red Vinyl	AVOCADO (LACQUER) CES1054-796 (VINYL) CES1054-797	AVOCADO (LACQUER) CES1054-796 (VINYL) CES1054-797	RED (LACQUER) CES1054-718 (VINYL) CES1054-750	RED (LACQUER) CES1054-718 (VINYL) CES1054-750						
		DULL BLACK (LACQUER) CES1054-193	DULL BLACK (LACQUER) CES1054-193	DULL BLACK (LACQUER) CES1054-193	DULL BLACK (LACQUER) CES1054-193						
		DULL BLACK (EPOXY) CES1054-482	DULL BLACK (EPOXY) CES1054-482	DULL BLACK (EPOXY) CES1054-482	DULL BLACK (EPOXY) CES1054-482						
		AVOCADO (LACQUER) CES1054-796 (VINYL) CES1054-797	AVOCADO (LACQUER) CES1054-796 (VINYL) CES1054-797	RED (LACQUER) CES1054-718 (VINYL) CES1054-750	RED (LACQUER) CES1054-718 (VINYL) CES1054-750						

NOTE: WHEN ORDERING PAINT SPECIFY CES1054 DASH NUMBER. EXAMPLE: CES1054-156
 *Lacquer paint, used on French aircraft only.

MODEL 172			PAINT CODE CHART					MODEL 172			
YEAR	INTERIOR COLOR		INTERIOR PAINT					SERIAL LISTING	EXTERIOR PAINT		
	CODE	CODE	AF		AV		BF		BV	CF	CODE
1 9 8 6 8	AF	Bronze Fabric (F172 ONLY)	BLACK SEMI-GLOSS (LACQUER) CES1054-156	BLACK SEMI-GLOSS (LACQUER) CES1054-156	BLACK SEMI-GLOSS (LACQUER) CES1054-156	BLACK SEMI-GLOSS (LACQUER) CES1054-156	BLACK SEMI-GLOSS (LACQUER) CES1054-156	17256513 THRU 17257161 F172-0432 THRU F172-0435, F172-0443, F172-0447 THRU F172-0559	10 210 310	VESTAL WHITE CES1054-802 (ACRYLIC) CES1054-398*	TROPICAL ORANGE CES1054-774 (ACRYLIC) CES1054-849*
			DULL BLACK (LACQUER) CES1054-193	DULL BLACK (LACQUER) CES1054-193	DULL BLACK (LACQUER) CES1054-193	DULL BLACK (LACQUER) CES1054-193	DULL BLACK (LACQUER) CES1054-193		11 211 311	VESTAL WHITE CES1054-802 (ACRYLIC) CES1054-398*	VALOR RED CES1054-806 (ACRYLIC) CES1054-408*
	AV	Bronze Vinyl (F172 ONLY)	DULL BLACK (EPOXY) CES1054-482	DULL BLACK (EPOXY) CES1054-482	DULL BLACK (EPOXY) CES1054-482	DULL BLACK (EPOXY) CES1054-482	DULL BLACK (EPOXY) CES1054-482		12 212 312	VESTAL WHITE CES1054-802 (ACRYLIC) CES1054-398*	CRANBERRY CES1054-875 (ACRYLIC) CES1054-881*
			LIGHT GRAY (LACQUER) CES1054-531	LIGHT GRAY (LACQUER) CES1054-531	LIGHT GRAY (LACQUER) CES1054-531	LIGHT GRAY (LACQUER) CES1054-531	LIGHT GRAY (LACQUER) CES1054-531		13 213 313	VESTAL WHITE CES1054-802 (ACRYLIC) CES1054-398*	EMPRESS BLUE CES1054-832 (ACRYLIC) CES1054-804*
	BF	Blue Fabric	BRONZE (LACQUER) CES1054-719 (VINYL) CES1054-751	BRONZE (LACQUER) CES1054-719 (VINYL) CES1054-751	BLUE (LACQUER) CES1054-798 (VINYL) CES1054-799	BLUE (LACQUER) CES1054-798 (VINYL) CES1054-799	AVOCADO (LACQUER) CES1054-796 (VINYL) CES1054-797		14 214 314	VESTAL WHITE CES1054-802 (ACRYLIC) CES1054-398*	VENICE BLUE MET CES1054-833 (ACRYLIC) CES1054-572*
			CV	DF	DV	GF	GV		15 215 315	VESTAL WHITE CES1054-802 (ACRYLIC) CES1054-398*	VELVET BLACK CES1054-803 (ACRYLIC) CES1054-151*
	BV	Blue Vinyl	BLACK SEMI-GLOSS (LACQUER) CES1054-156	BLACK SEMI-GLOSS (LACQUER) CES1054-156	BLACK SEMI-GLOSS (LACQUER) CES1054-156	BLACK SEMI-GLOSS (LACQUER) CES1054-156	BLACK SEMI-GLOSS (LACQUER) CES1054-156		16 216 316	VESTAL WHITE CES1054-802 (ACRYLIC) CES1054-398*	RACING GREEN CES1054-805 (ACRYLIC) CES1054-692*
			CV	DF	DV	GF	GV		17 217 317	VESTAL WHITE CES1054-802 (ACRYLIC) CES1054-398*	GOLDEN ROD CES1054-803 (ACRYLIC) CES1054-448*
	CF	Avocado Fabric	DULL BLACK (LACQUER) CES1054-193	DULL BLACK (LACQUER) CES1054-193	DULL BLACK (LACQUER) CES1054-193	DULL BLACK (LACQUER) CES1054-193	DULL BLACK (LACQUER) CES1054-193		18 218 318	VESTAL WHITE CES1054-802 (ACRYLIC) CES1054-398*	ITALIAN GOLD CES1054-834 (ACRYLIC)
			DULL BLACK (EPOXY) CES1054-482	DULL BLACK (EPOXY) CES1054-482	DULL BLACK (EPOXY) CES1054-482	DULL BLACK (EPOXY) CES1054-482	DULL BLACK (EPOXY) CES1054-482		19 219 319	VESTAL WHITE CES1054-802 (ACRYLIC) CES1054-398*	BELFAST BROWN CES1054-773 (ACRYLIC)
CV	Avocado Vinyl	LIGHT GRAY (LACQUER) CES1054-531	LIGHT GRAY (LACQUER) CES1054-531	LIGHT GRAY (LACQUER) CES1054-531	LIGHT GRAY (LACQUER) CES1054-531	LIGHT GRAY (LACQUER) CES1054-531	20 220 320	VESTAL WHITE CES1054-802 (ACRYLIC) CES1054-398*	IMPERIAL BURGUNDY MET (ACRYLIC) CES1054-767		
		DULL BLACK (LACQUER) CES1054-193	DULL BLACK (LACQUER) CES1054-193	DULL BLACK (LACQUER) CES1054-193	DULL BLACK (LACQUER) CES1054-193	DULL BLACK (LACQUER) CES1054-193	21 221 321	VESTAL WHITE CES1054-802 (ACRYLIC) CES1054-398*	PINEHURST GREEN CES1054-838 (ACRYLIC)		
DF	Red Fabric	DULL BLACK (EPOXY) CES1054-482	DULL BLACK (EPOXY) CES1054-482	DULL BLACK (EPOXY) CES1054-482	DULL BLACK (EPOXY) CES1054-482	DULL BLACK (EPOXY) CES1054-482	22 222 322	VESTAL WHITE CES1054-802 (ACRYLIC) CES1054-398*	GLENWOOD GREEN MET (ACRYLIC) CES 1054-768		
		AVOCADO (LACQUER) CES1054-796 (VINYL) CES1054-797	RED (LACQUER) CES1054-718 (VINYL) CES1054-750	RED (LACQUER) CES1054-718 (VINYL) CES1054-750	TAN (LACQUER) CES1054-717 (VINYL) CES1054-749	TAN (LACQUER) CES1054-717 (VINYL) CES1054-749	23 223 323	VESTAL WHITE CES1054-802 (ACRYLIC) CES1054-398*	CHESTNUT MET CES1054-845 (ACRYLIC)		
DV	Red Vinyl	*Lacquer paint, used on French Aircraft only.									
		GF	GV								
GF	Tan Fabric (172 ONLY)	*Lacquer paint, used on French Aircraft only.									
		GV	GF								
GV	Tan Vinyl (172 ONLY)	*Lacquer paint, used on French Aircraft only.									
		GF	GV								

NOTE: WHEN ORDERING PAINT SPECIFY CES1054 DASH NUMBER. EXAMPLE: CES1054-156

MODEL 172			PAINT CODE CHART				MODEL 172					
YEAR	INTERIOR COLOR		INTERIOR PAINT				LISTING	EXTERIOR PAINT				
	CODE	COLOR	BF	BV	DF	DV		CODE	COLOR COMBINATIONS			
1 9 6 9	BF	Royal Blue Fabric	BLACK SEMI-GLOSS (LACQUER) CES1054-156	BLACK SEMI-GLOSS (LACQUER) CES1054-156	BLACK SEMI-GLOSS (LACQUER) CES1054-156	BLACK SEMI-GLOSS (LACQUER) CES1054-156	17257162 THRU 17258486 F172-0560 THRU F172-0654	901	VESTAL WHITE	VALOR RED		
		BV	Royal Blue Vinyl	DULL BLACK (LACQUER) CES1054-193	DULL BLACK (LACQUER) CES1054-193	DULL BLACK (LACQUER) CES1054-193		DULL BLACK (LACQUER) CES1054-193	2901	CESI054-802 (ACRYLIC)	CESI054-806 (ACRYLIC)	
			DF	Dragon Red Fabric	DULL BLACK (EPOXY) CES1054-482	DULL BLACK (EPOXY) CES1054-482		DULL BLACK (EPOXY) CES1054-482	DULL BLACK (EPOXY) CES1054-482	3901	CESI054-398*	CESI054-409*
				DV	Dragon Red Vinyl	LIGHT GRAY (LACQUER) CES1054-531		LIGHT GRAY (LACQUER) CES1054-531	LIGHT GRAY (LACQUER) CES1054-531	LIGHT GRAY (LACQUER) CES1054-531	902	VESTAL WHITE
	GF				Canyon Tan Fabric	BLUE (LACQUER) CES1054-906		BLUE (LACQUER) CES1054-906	RED (LACQUER) CES1054-904	RED (LACQUER) CES1054-904	2902	CESI054-802 (ACRYLIC)
		GV			Canyon Tan Vinyl	(VINYL) CES1054-907		(VINYL) CES1054-907	(VINYL) CES1054-905	(VINYL) CES1054-905	3902	CESI054-398*
			HF		Velvet Gold Fabric	GF		GV	HF	HV	903	VESTAL WHITE
				HV	Velvet Gold Vinyl	BLACK SEMI-GLOSS (LACQUER) CES1054-156		BLACK SEMI-GLOSS (LACQUER) CES1054-156	BLACK SEMI-GLOSS (LACQUER) CES1054-156	BLACK SEMI-GLOSS (LACQUER) CES1054-156	2903	CESI054-802 (ACRYLIC)
	GF				Canyon Tan Fabric	DULL BLACK (LACQUER) CES1054-193		DULL BLACK (LACQUER) CES1054-193	DULL BLACK (LACQUER) CES1054-193	DULL BLACK (LACQUER) CES1054-193	3903	CESI054-398*
		GV			Canyon Tan Vinyl	DULL BLACK (EPOXY) CES1054-482		DULL BLACK (EPOXY) CES1054-482	DULL BLACK (EPOXY) CES1054-482	DULL BLACK (EPOXY) CES1054-482	904	VESTAL WHITE
			HF		Velvet Gold Fabric	LIGHT GRAY (LACQUER) CES1054-531		LIGHT GRAY (LACQUER) CES1054-531	LIGHT GRAY (LACQUER) CES1054-531	LIGHT GRAY (LACQUER) CES1054-531	2904	CESI054-802 (ACRYLIC)
				HV	Velvet Gold Vinyl	TAN (LACQUER) CES1054-717		TAN (LACQUER) CES1054-717	GOLD (LACQUER) CES1054-908	GOLD (LACQUER) CES1054-908	3904	CESI054-398*
GF	Canyon Tan Fabric				DULL BLACK (EPOXY) CES1054-482	DULL BLACK (EPOXY) CES1054-482	DULL BLACK (EPOXY) CES1054-482	DULL BLACK (EPOXY) CES1054-482	905	VESTAL WHITE	NORDIC BLUE MET	
	GV	Canyon Tan Vinyl			LIGHT GRAY (LACQUER) CES1054-531	LIGHT GRAY (LACQUER) CES1054-531	LIGHT GRAY (LACQUER) CES1054-531	LIGHT GRAY (LACQUER) CES1054-531	2905	CESI054-802 (ACRYLIC)	CESI054-778 (ACRYLIC)	
		HF	Velvet Gold Fabric		TAN (LACQUER) CES1054-717	TAN (LACQUER) CES1054-717	GOLD (LACQUER) CES1054-908	GOLD (LACQUER) CES1054-908	3905	CESI054-398*	CESI054-929*	
			HV	Velvet Gold Vinyl	(VINYL) CES1054-749	(VINYL) CES1054-749	(VINYL) CES1054-909	(VINYL) CES1054-909	906	VESTAL WHITE	CATALINA BLUE MET	
GF				Canyon Tan Fabric	DULL BLACK (EPOXY) CES1054-482	DULL BLACK (EPOXY) CES1054-482	DULL BLACK (EPOXY) CES1054-482	DULL BLACK (EPOXY) CES1054-482	2906	CESI054-802 (ACRYLIC)	CESI054-914 (ACRYLIC)	
	GV			Canyon Tan Vinyl	LIGHT GRAY (LACQUER) CES1054-531	LIGHT GRAY (LACQUER) CES1054-531	LIGHT GRAY (LACQUER) CES1054-531	LIGHT GRAY (LACQUER) CES1054-531	3906	CESI054-398*	CESI054-930*	
		HF		Velvet Gold Fabric	TAN (LACQUER) CES1054-717	TAN (LACQUER) CES1054-717	GOLD (LACQUER) CES1054-908	GOLD (LACQUER) CES1054-908	907	VESTAL WHITE	IMPERIAL	
			HV	Velvet Gold Vinyl	(VINYL) CES1054-749	(VINYL) CES1054-749	(VINYL) CES1054-909	(VINYL) CES1054-909	2907	CESI054-802 (ACRYLIC)	BURGUNDY MET	
GF				Canyon Tan Fabric	DULL BLACK (EPOXY) CES1054-482	DULL BLACK (EPOXY) CES1054-482	DULL BLACK (EPOXY) CES1054-482	DULL BLACK (EPOXY) CES1054-482	3907	CESI054-398*	CESI054-847*	
	GV			Canyon Tan Vinyl	LIGHT GRAY (LACQUER) CES1054-531	LIGHT GRAY (LACQUER) CES1054-531	LIGHT GRAY (LACQUER) CES1054-531	LIGHT GRAY (LACQUER) CES1054-531	908	VESTAL WHITE	EMERALD GREEN MET	
		HF		Velvet Gold Fabric	TAN (LACQUER) CES1054-717	TAN (LACQUER) CES1054-717	GOLD (LACQUER) CES1054-908	GOLD (LACQUER) CES1054-908	2908	CESI054-802 (ACRYLIC)	CESI054-846 (ACRYLIC)	
			HV	Velvet Gold Vinyl	(VINYL) CES1054-749	(VINYL) CES1054-749	(VINYL) CES1054-909	(VINYL) CES1054-909	3908	CESI054-398*	CESI054-350*	
GF				Canyon Tan Fabric	DULL BLACK (EPOXY) CES1054-482	DULL BLACK (EPOXY) CES1054-482	DULL BLACK (EPOXY) CES1054-482	DULL BLACK (EPOXY) CES1054-482	950	VESTAL WHITE	EMERALD GREEN MET	
	GV			Canyon Tan Vinyl	LIGHT GRAY (LACQUER) CES1054-531	LIGHT GRAY (LACQUER) CES1054-531	LIGHT GRAY (LACQUER) CES1054-531	LIGHT GRAY (LACQUER) CES1054-531	3950	CESI054-802 (ACRYLIC)	CESI054-846 (ACRYLIC)	
		HF		Velvet Gold Fabric	TAN (LACQUER) CES1054-717	TAN (LACQUER) CES1054-717	GOLD (LACQUER) CES1054-908	GOLD (LACQUER) CES1054-908	951	VESTAL WHITE	VALOR RED	
			HV	Velvet Gold Vinyl	(VINYL) CES1054-749	(VINYL) CES1054-749	(VINYL) CES1054-909	(VINYL) CES1054-909	3951	CESI054-802 (ACRYLIC)	CESI054-806 (ACRYLIC)	
GF				Canyon Tan Fabric	DULL BLACK (EPOXY) CES1054-482	DULL BLACK (EPOXY) CES1054-482	DULL BLACK (EPOXY) CES1054-482	DULL BLACK (EPOXY) CES1054-482	952	TANGIER BEIGE	VALOR RED	
	GV			Canyon Tan Vinyl	LIGHT GRAY (LACQUER) CES1054-531	LIGHT GRAY (LACQUER) CES1054-531	LIGHT GRAY (LACQUER) CES1054-531	LIGHT GRAY (LACQUER) CES1054-531	3952	CESI054-916 (ACRYLIC)	CESI054-806 (ACRYLIC)	
		HF		Velvet Gold Fabric	TAN (LACQUER) CES1054-717	TAN (LACQUER) CES1054-717	GOLD (LACQUER) CES1054-908	GOLD (LACQUER) CES1054-908	953	VESTAL WHITE	IMPERIAL	
			HV	Velvet Gold Vinyl	(VINYL) CES1054-749	(VINYL) CES1054-749	(VINYL) CES1054-909	(VINYL) CES1054-909	3953	CESI054-802 (ACRYLIC)	BURGUNDY MET	
GF				Canyon Tan Fabric	DULL BLACK (EPOXY) CES1054-482	DULL BLACK (EPOXY) CES1054-482	DULL BLACK (EPOXY) CES1054-482	DULL BLACK (EPOXY) CES1054-482	954	TANGIER BEIGE	IMPERIAL	
	GV			Canyon Tan Vinyl	LIGHT GRAY (LACQUER) CES1054-531	LIGHT GRAY (LACQUER) CES1054-531	LIGHT GRAY (LACQUER) CES1054-531	LIGHT GRAY (LACQUER) CES1054-531	3954	CESI054-916 (ACRYLIC)	BURGUNDY MET	
		HF		Velvet Gold Fabric	TAN (LACQUER) CES1054-717	TAN (LACQUER) CES1054-717	GOLD (LACQUER) CES1054-908	GOLD (LACQUER) CES1054-908	955	POLARIS BLUE	CATALINA BLUE MET	
			HV	Velvet Gold Vinyl	(VINYL) CES1054-749	(VINYL) CES1054-749	(VINYL) CES1054-909	(VINYL) CES1054-909	3955	CESI054-917 (ACRYLIC)	CESI054-914 (ACRYLIC)	
GF				Canyon Tan Fabric	DULL BLACK (EPOXY) CES1054-482	DULL BLACK (EPOXY) CES1054-482	DULL BLACK (EPOXY) CES1054-482	DULL BLACK (EPOXY) CES1054-482	956	VESTAL WHITE	CATALINA BLUE MET	
	GV			Canyon Tan Vinyl	LIGHT GRAY (LACQUER) CES1054-531	LIGHT GRAY (LACQUER) CES1054-531	LIGHT GRAY (LACQUER) CES1054-531	LIGHT GRAY (LACQUER) CES1054-531	3956	CESI054-802 (ACRYLIC)	CESI054-914 (ACRYLIC)	
		HF		Velvet Gold Fabric	TAN (LACQUER) CES1054-717	TAN (LACQUER) CES1054-717	GOLD (LACQUER) CES1054-908	GOLD (LACQUER) CES1054-908	957	POLARIS BLUE	NORDIC BLUE MET	
			HV	Velvet Gold Vinyl	(VINYL) CES1054-749	(VINYL) CES1054-749	(VINYL) CES1054-909	(VINYL) CES1054-909	3957	CESI054-917 (ACRYLIC)	CESI054-778 (ACRYLIC)	
GF				Canyon Tan Fabric	DULL BLACK (EPOXY) CES1054-482	DULL BLACK (EPOXY) CES1054-482	DULL BLACK (EPOXY) CES1054-482	DULL BLACK (EPOXY) CES1054-482	958	VESTAL WHITE	NORDIC BLUE MET	
	GV			Canyon Tan Vinyl	LIGHT GRAY (LACQUER) CES1054-531	LIGHT GRAY (LACQUER) CES1054-531	LIGHT GRAY (LACQUER) CES1054-531	LIGHT GRAY (LACQUER) CES1054-531	3958	CESI054-802 (ACRYLIC)	CESI054-778 (ACRYLIC)	
		HF		Velvet Gold Fabric	TAN (LACQUER) CES1054-717	TAN (LACQUER) CES1054-717	GOLD (LACQUER) CES1054-908	GOLD (LACQUER) CES1054-908	959	SUN YELLOW	GOLDENROD	
			HV	Velvet Gold Vinyl	(VINYL) CES1054-749	(VINYL) CES1054-749	(VINYL) CES1054-909	(VINYL) CES1054-909	3959	CESI054-918 (ACRYLIC)	CESI054-803 (ACRYLIC)	
GF				Canyon Tan Fabric	DULL BLACK (EPOXY) CES1054-482	DULL BLACK (EPOXY) CES1054-482	DULL BLACK (EPOXY) CES1054-482	DULL BLACK (EPOXY) CES1054-482	960	SUN YELLOW	BAROQUE GOLD MET	
	GV			Canyon Tan Vinyl	LIGHT GRAY (LACQUER) CES1054-531	LIGHT GRAY (LACQUER) CES1054-531	LIGHT GRAY (LACQUER) CES1054-531	LIGHT GRAY (LACQUER) CES1054-531	3960	CESI054-918 (ACRYLIC)	CESI054-913 (ACRYLIC)	
		HF		Velvet Gold Fabric	TAN (LACQUER) CES1054-717	TAN (LACQUER) CES1054-717	GOLD (LACQUER) CES1054-908	GOLD (LACQUER) CES1054-908	961	SUN YELLOW	BELFAST BROWN	
			HV	Velvet Gold Vinyl	(VINYL) CES1054-749	(VINYL) CES1054-749	(VINYL) CES1054-909	(VINYL) CES1054-909	3961	CESI054-918 (ACRYLIC)	CESI054-773 (ACRYLIC)	
GF				Canyon Tan Fabric	DULL BLACK (EPOXY) CES1054-482	DULL BLACK (EPOXY) CES1054-482	DULL BLACK (EPOXY) CES1054-482	DULL BLACK (EPOXY) CES1054-482	962	VESTAL WHITE	GOLDENROD	
	GV			Canyon Tan Vinyl	LIGHT GRAY (LACQUER) CES1054-531	LIGHT GRAY (LACQUER) CES1054-531	LIGHT GRAY (LACQUER) CES1054-531	LIGHT GRAY (LACQUER) CES1054-531	3962	CESI054-802 (ACRYLIC)	CESI054-803 (ACRYLIC)	
		HF		Velvet Gold Fabric	TAN (LACQUER) CES1054-717	TAN (LACQUER) CES1054-717	GOLD (LACQUER) CES1054-908	GOLD (LACQUER) CES1054-908	963	VESTAL WHITE	KINGSTON GREEN MET	
			HV	Velvet Gold Vinyl	(VINYL) CES1054-749	(VINYL) CES1054-749	(VINYL) CES1054-909	(VINYL) CES1054-909	3963	CESI054-802 (ACRYLIC)	CESI054-919 (ACRYLIC)	

NOTE: WHEN ORDERING PAINT SPECIFY CES1054 DASH NUMBER. EXAMPLE: CES1054-156 *Lacquer paint, used on French Aircraft only.

MODEL 172			PAINT CODE CHART				MODEL 172				
YEAR	INTERIOR COLOR		INTERIOR COLOR PAINT				SERIAL LISTING	EXTERIOR PAINT			
	CODE	COLOR	AF	AV	BF	BV		CODE	COLOR COMBINATIONS		
1980	AF	Clove Brown Fabric	BLACK SEMI-GLOSS (LACQUER) CES1054-156	BLACK SEMI-GLOSS (LACQUER) CES1054-156	BLACK SEMI-GLOSS (LACQUER) CES1054-156	BLACK SEMI-GLOSS (LACQUER) CES1054-156	17258487 THRU 17259223 #7100655 THRU F17200754	701 VESTAL WHITE	PROVINCIAL RED MET	VALOR RED	
			702 VESTAL WHITE	BLACK CHERRY MET	VALOR RED						
			703 VESTAL WHITE	BLACK CHERRY MET	VALOR RED						
	AV	Clove Brown Vinyl	DULL BLACK (LACQUER) CES1054-193	DULL BLACK (LACQUER) CES1054-193	DULL BLACK (LACQUER) CES1054-193	DULL BLACK (LACQUER) CES1054-193		704 VESTAL WHITE	ITALIAN GOLD	ITALIAN GOLD	
			705 VESTAL WHITE	ITALIAN GOLD	ITALIAN GOLD						
			706 VESTAL WHITE	ITALIAN GOLD	ITALIAN GOLD						
	BF	Silver Teal Fabric	CLOUD GRAY (LACQUER) CES1054-531	CLOUD GRAY (LACQUER) CES1054-531	CLOUD GRAY (LACQUER) CES1054-531	CLOUD GRAY (LACQUER) CES1054-531		707 VESTAL WHITE	OLIVE	OLIVE	
			708 VESTAL WHITE	VENICE BLUE MET	VENICE BLUE MET						
			709 VESTAL WHITE	VELVET BLACK	VELVET BLACK						
	BV	Silver Teal Vinyl	BROWN (LACQUER) CES1054-970	BROWN (LACQUER) CES1054-970	BLUE (LACQUER) CES1054-972	BLUE (LACQUER) CES1054-972		710 VESTAL WHITE	TIGER YELLOW	TIGER YELLOW	
			711 VESTAL WHITE	TIGER YELLOW	TIGER YELLOW						
			712 VESTAL WHITE	TIGER YELLOW	TIGER YELLOW						
1987	MF	Merigold Fabric	BLACK SEMI-GLOSS (LACQUER) CES1054-156	BLACK SEMI-GLOSS (LACQUER) CES1054-156	BLACK SEMI-GLOSS (LACQUER) CES1054-156	BLACK SEMI-GLOSS (LACQUER) CES1054-156	713 VESTAL WHITE	PROVINCIAL RED MET	VALOR RED		
			714 VESTAL WHITE	BLACK CHERRY MET	VALOR RED						
			715 VESTAL WHITE	BLACK CHERRY MET	VALOR RED						
	MV	Merigold Vinyl	DULL BLACK (LACQUER) CES1054-193	DULL BLACK (LACQUER) CES1054-193	DULL BLACK (LACQUER) CES1054-193	DULL BLACK (LACQUER) CES1054-193	716 VESTAL WHITE	ITALIAN GOLD	ITALIAN GOLD		
			717 VESTAL WHITE	ITALIAN GOLD	ITALIAN GOLD						
			718 VESTAL WHITE	ITALIAN GOLD	ITALIAN GOLD						
	CF	Light Olive Fabric	CLOUD GRAY (LACQUER) CES1054-531	CLOUD GRAY (LACQUER) CES1054-531	CLOUD GRAY (LACQUER) CES1054-531	CLOUD GRAY (LACQUER) CES1054-531	719 VESTAL WHITE	OLIVE	OLIVE		
			720 VESTAL WHITE	VENICE BLUE MET	VENICE BLUE MET						
			721 VESTAL WHITE	VELVET BLACK	VELVET BLACK						
	CV	Light Olive Vinyl	MARIGOLD (LACQUER) CES1054-973	MARIGOLD (LACQUER) CES1054-973	OLIVE (LACQUER) CES1054-971	OLIVE (LACQUER) CES1054-971	722 VESTAL WHITE	GLENWOOD GREEN MET	GLENWOOD GREEN MET		
			723 VESTAL WHITE	GLENWOOD GREEN MET	GLENWOOD GREEN MET						
			724 VESTAL WHITE	GLENWOOD GREEN MET	GLENWOOD GREEN MET						

NOTE: WHEN ORDERING PAINT SPECIFY CES1054 DASH NUMBER. EXAMPLE: CES1054-156

*Lacquer paint, used on French Aircraft only.

MODEL 172		PAINT CODE CHART				MODEL 172					
YEAR	INTERIOR COLOR		INTERIOR PAINT				SERIAL LISTING	EXTERIOR PAINT			
	CODE	COLOR	AF	AV	BF	BV		CODE	COLOR COMBINATIONS		
1 9 7 1	AF	Clove Brown Fabric	BLACK SEMI-GLOSS (LACQUER) CES1054-156	BLACK SEMI-GLOSS (LACQUER) CES1054-156	BLACK SEMI-GLOSS (LACQUER) CES1054-156	BLACK SEMI-GLOSS (LACQUER) CES1054-156	17259224 THRU 17259903 F17200755 THRU F17200804	101	VESTAL WHITE (ACRYLIC)	VALOR RED (ACRYLIC)	
	AV	Clove Brown Vinyl	DULL BLACK (LACQUER) CES1054-193	DULL BLACK (LACQUER) CES1054-193	DULL BLACK (LACQUER) CES1054-193	DULL BLACK (LACQUER) CES1054-193		102	VESTAL WHITE (ACRYLIC)	DUBONNET* (ACRYLIC)	
	BF	Holiday Blue Fabric	CLOUD GRAY (LACQUER) CES1054-531	CLOUD GRAY (LACQUER) CES1054-531	CLOUD GRAY (LACQUER) CES1054-531	CLOUD GRAY (LACQUER) CES1054-531		103	VESTAL WHITE (ACRYLIC)	GOLDENROD (ACRYLIC)	
	BV	Holiday Blue Vinyl	BROWN (LACQUER) CES1054-970	BROWN (LACQUER) CES1054-970	BLUE (LACQUER) CES1054-A25	BLUE (LACQUER) CES1054-A25		104	VESTAL WHITE (ACRYLIC)	COLONIAL BLUE MET (ACRYLIC)	
	CF	Picnic Green Fabric	BLACK SEMI-GLOSS (LACQUER) CES1054-156	BLACK SEMI-GLOSS (LACQUER) CES1054-156	BLACK SEMI-GLOSS (LACQUER) CES1054-156	BLACK SEMI-GLOSS (LACQUER) CES1054-156		105	VESTAL WHITE (ACRYLIC)	OLIVE (ACRYLIC)	
	CV	Picnic Green Vinyl	DULL BLACK (LACQUER) CES1054-193	DULL BLACK (LACQUER) CES1054-193	DULL BLACK (LACQUER) CES1054-193	DULL BLACK (LACQUER) CES1054-193		106	VESTAL WHITE (ACRYLIC)	VELVET BLACK (ACRYLIC)	
	DF	Fiesta Red Fabric	CLOUD GRAY (LACQUER) CES1054-531	CLOUD GRAY (LACQUER) CES1054-531	CLOUD GRAY (LACQUER) CES1054-531	CLOUD GRAY (LACQUER) CES1054-531		1101	LUSTER WHITE (ACRYLIC)	VALOR RED (ACRYLIC)	
	DV	Fiesta Red Vinyl	GREEN (LACQUER) CES1054-A31	GREEN (LACQUER) CES1054-A31	RED (LACQUER) CES1054-A28	RED (LACQUER) CES1054-A28		1102	LUSTER WHITE (ACRYLIC)	DUBONNET* (ACRYLIC)	
	EL	Cloud Gray Leather	BLACK SEMI-GLOSS (LACQUER) CES1054-156	BLACK SEMI-GLOSS (LACQUER) CES1054-156	BLACK SEMI-GLOSS (LACQUER) CES1054-156	BLACK SEMI-GLOSS (LACQUER) CES1054-156		1103	LUSTER WHITE (ACRYLIC)	GOLDENROD (ACRYLIC)	
	FL	Ebony Leather	DULL BLACK (LACQUER) CES1054-193	DULL BLACK (LACQUER) CES1054-193	DULL BLACK (LACQUER) CES1054-193	DULL BLACK (LACQUER) CES1054-193		1104	LUSTER WHITE (ACRYLIC)	COLONIAL BLUE MET (ACRYLIC)	
	HL	Palamino Tan Leather	CLOUD GRAY (LACQUER) CES1054-531	CLOUD GRAY (LACQUER) CES1054-531	CLOUD GRAY (LACQUER) CES1054-531	CLOUD GRAY (LACQUER) CES1054-531		1105	LUSTER WHITE (ACRYLIC)	OLIVE (ACRYLIC)	
	DL	Fiesta Red Leather				RED (LACQUER) CES1054-A28		1106	LUSTER WHITE (ACRYLIC)	VELVET BLACK (ACRYLIC)	
								*111	VESTAL WHITE (LACQUER)	VALOR RED (LACQUER)	
								*112	VESTAL WHITE (LACQUER)	GOLDENROD (LACQUER)	
								*113	VESTAL WHITE (LACQUER)	COLONIAL BLUE MET (LACQUER)	
								*114	VESTAL WHITE (LACQUER)	SAN REMO TURQUOISE (LACQUER)	
						*115	VESTAL WHITE (LACQUER)	DRACO GREEN MET (LACQUER)			
						171V	VESTAL WHITE (ACRYLIC)	BUTTERSCOTCH (ACRYLIC)	ITALIAN GOLD (ACRYLIC)		
						172V	VESTAL WHITE (ACRYLIC)	BLUE WING MET (ACRYLIC)	VENICE BLUE MET (ACRYLIC)		
						173V	VESTAL WHITE (ACRYLIC)	VALOR RED (ACRYLIC)	VELVET BLACK (ACRYLIC)		
						174V	VESTAL WHITE (ACRYLIC)	FLEET BLUE (ACRYLIC)	COLONIAL BLUE MET (ACRYLIC)		
						175V	VESTAL WHITE (ACRYLIC)	DUBONNET* (ACRYLIC)	GOLDFIN MET (ACRYLIC)		
						176V	VESTAL WHITE (ACRYLIC)	SILVER MIST MET (ACRYLIC)	OLIVE (ACRYLIC)		
						177V	VESTAL WHITE (ACRYLIC)	GOLDENROD (ACRYLIC)	SEAL BROWN MET (ACRYLIC)		
						178V	VESTAL WHITE (ACRYLIC)	CAVALIER GREEN MET (ACRYLIC)	SEAL BROWN MET (ACRYLIC)		
						171L	LUSTER WHITE (ACRYLIC)	BUTTERSCOTCH (ACRYLIC)	ITALIAN GOLD (ACRYLIC)		
						172L	LUSTER WHITE (ACRYLIC)	BLUE WING MET (ACRYLIC)	VENICE BLUE MET (ACRYLIC)		
						173L	LUSTER WHITE (ACRYLIC)	VALOR RED (ACRYLIC)	VELVET BLACK (ACRYLIC)		
						174L	LUSTER WHITE (ACRYLIC)	FLEET BLUE (ACRYLIC)	COLONIAL BLUE MET (ACRYLIC)		
						175L	LUSTER WHITE (ACRYLIC)	DUBONNET* (ACRYLIC)	GOLDFIN MET (ACRYLIC)		
						176L	LUSTER WHITE (ACRYLIC)	SILVER MIST MET (ACRYLIC)	OLIVE (ACRYLIC)		
						177L	LUSTER WHITE (ACRYLIC)	GOLDENROD (ACRYLIC)	SEAL BROWN MET (ACRYLIC)		
						178L	LUSTER WHITE (ACRYLIC)	CAVALIER GREEN MET (ACRYLIC)	SEAL BROWN MET (ACRYLIC)		

NOTE: WHEN ORDERING PAINT SPECIFY CES-1054 DASH NUMBER. EXAMPLE: CES1054-802

*Lacquer paint, used on French Aircraft only.

MODEL 172		PAINT CODE CHART				MODEL 172					
YEAR	INTERIOR COLOR		INTERIOR PAINT				SERIAL LISTING	EXTERIOR PAINT			
	CODE	COLOR	AF	AV	BF	BV		CODE	COLOR COMBINATIONS		
1 9 7 2	AF	Java Gold Fabric	BLACK SEMI-GLOSS (LACQUER) CES1054-156	BLACK SEMI-GLOSS (LACQUER) CES1054-156	BLACK SEMI-GLOSS (LACQUER) CES1054-156	BLACK SEMI-GLOSS (LACQUER) CES1054-156	201 A201V *	VESTAL WHITE CES1054-802 (ACRYLIC) CES1054-398 (LACQUER)	VALOR RED CES1054-806 (ACRYLIC) CES1054-409 (LACQUER)		
			DULL BLACK (EPOXY) CES1054-482	DULL BLACK (EPOXY) CES1054-482	DULL BLACK (EPOXY) CES1054-482	DULL BLACK (EPOXY) CES1054-482	202 A202V	VESTAL WHITE CES1054-802 (ACRYLIC)	PROVINCIAL RED MET CES1054-963 (ACRYLIC)		
	AV	Java Gold Vinyl	CLOUD GRAY (LACQUER) CES1054-531	CLOUD GRAY (LACQUER) CES1054-531	CLOUD GRAY (LACQUER) CES1054-531	CLOUD GRAY (LACQUER) CES1054-531	203 A203V *	VESTAL WHITE CES1054-802 (ACRYLIC) CES1054-398 (LACQUER)	EMPRESS BLUE CES1054-832 (ACRYLIC) CES1054-899 (LACQUER)		
			LIGHT GRAY (VINYL) CES1054-533	LIGHT GRAY (VINYL) CES1054-533	LIGHT GRAY (VINYL) CES1054-533	LIGHT GRAY (VINYL) CES1054-533	204 A204V *	VESTAL WHITE CES1054-802 (ACRYLIC) CES1054-398 (LACQUER)	CONTRALTO BLUE CES1054-A83 (ACRYLIC) CES1054-A56 (LACQUER)		
	BF	Bogota Blue Fabric	BROWN (LACQUER) CES1054-970	BROWN (LACQUER) CES1054-970	BLUE (LACQUER) CES1054-A41	BLUE (LACQUER) CES1054-A41	205 A205V *	VESTAL WHITE CES1054-802 (ACRYLIC) CES1054-398 (LACQUER)	TIGER YELLOW CES1054-966 (ACRYLIC) CES1054-A03 (LACQUER)		
			CF	CV	DF	DV	206 A206V *	VESTAL WHITE CES1054-802 (ACRYLIC) CES1054-398 (LACQUER)	OLIVE CES1054-944 (ACRYLIC) CES1054-A04 (LACQUER)		
	CF	Cypress Green Fabric	BLACK SEMI-GLOSS (LACQUER) CES1054-156	BLACK SEMI-GLOSS (LACQUER) CES1054-156	BLACK SEMI-GLOSS (LACQUER) CES1054-156	BLACK SEMI-GLOSS (LACQUER) CES1054-156	172 SERIAL 17259904 THRU 17260758 F172 SERIAL F17200805 THRU F17200904	214V	VESTAL WHITE CES1054-802 (ACRYLIC)	VELVET BLACK CES1054-807 (ACRYLIC)	EMPRESS BLUE CES1054-832 (ACRYLIC)
			DULL BLACK (EPOXY) CES1054-482	DULL BLACK (EPOXY) CES1054-482	DULL BLACK (EPOXY) CES1054-482	DULL BLACK (EPOXY) CES1054-482		215V	VESTAL WHITE CES1054-802 (ACRYLIC)	CONTRALTO BLUE CES1054-A63 (ACRYLIC)	EMPRESS BLUE CES1054-832 (ACRYLIC)
	CV	Cypress Green Vinyl	CLOUD GRAY (LACQUER) CES1054-531	CLOUD GRAY (LACQUER) CES1054-531	CLOUD GRAY (LACQUER) CES1054-531	CLOUD GRAY (LACQUER) CES1054-531		216V	VESTAL WHITE CES1054-802 (ACRYLIC)	VELVET BLACK CES1054-807 (ACRYLIC)	VALOR RED CES1054-806 (ACRYLIC)
			LIGHT GRAY (VINYL) CES1054-533	LIGHT GRAY (VINYL) CES1054-533	LIGHT GRAY (VINYL) CES1054-533	LIGHT GRAY (VINYL) CES1054-533		217V	VESTAL WHITE CES1054-802 (ACRYLIC)	PROVINCIAL RED MET CES1054-963 (ACRYLIC)	VALOR RED CES1054-806 (ACRYLIC)
	DF	Tahitian Red Fabric	GREEN (LACQUER) CES1054-A45	GREEN (LACQUER) CES1054-A45	RED (LACQUER) CES1054-A49	RED (LACQUER) CES1054-A49		218V	VESTAL WHITE CES1054-802 (ACRYLIC)	GOLDENROD CES1054-803 (ACRYLIC)	CARNIVAL YELLOW CES1054-A15 (ACRYLIC)
			EL	FL	HL	DL		219V	VESTAL WHITE CES1054-802 (ACRYLIC)	DRACO GREEN MET CES1054-A23 (ACRYLIC)	TIGER YELLOW CES1054-966 (ACRYLIC)
	EL	Cloud Gray Leather	BLACK SEMI-GLOSS (LACQUER) CES1054-156	BLACK SEMI-GLOSS (LACQUER) CES1054-156	BLACK SEMI-GLOSS (LACQUER) CES1054-156	BLACK SEMI-GLOSS (LACQUER) CES1054-156		220V	VESTAL WHITE CES1054-802 (ACRYLIC)	VELVET BLACK CES1054-807 (ACRYLIC)	GOLDEN ROD CES1054-803 (ACRYLIC)
			DULL BLACK (EPOXY) CES1054-482	DULL BLACK (EPOXY) CES1054-482	DULL BLACK (EPOXY) CES1054-482	DULL BLACK (EPOXY) CES1054-482		221V	VESTAL WHITE CES1054-802 (ACRYLIC)	OLIVE CES1054-944 (ACRYLIC)	GOLDFIN METALLIC CES1054-965 (ACRYLIC)
	FL	Ebony Leather	CLOUD GRAY (LACQUER) CES1054-531	CLOUD GRAY (LACQUER) CES1054-531	CLOUD GRAY (LACQUER) CES1054-531	CLOUD GRAY (LACQUER) CES1054-531					
			LIGHT GRAY (VINYL) CES1054-533	LIGHT GRAY (VINYL) CES1054-533	LIGHT GRAY (VINYL) CES1054-533	LIGHT GRAY (VINYL) CES1054-533					
HL	Palamino Tan Leather										
DL	Tahitian Red Leather				RED (LACQUER) CES1054-A49						

NOTE: WHEN ORDERING PAINT SPECIFY CES1054 DASH NUMBER. EXAMPLE: CES1054-156

*LACQUER PAINT, USED ON FRENCH AIRCRAFT ONLY.

YEAR		INTERIOR COLOR		INTERIOR PAINT				SERIAL LISTING	EXTERIOR PAINT			
CODE	CODE	COLOR	INTERIOR COLOR CODE				CODE		COLOR COMBINATIONS			
			AF	AV	BF	BV						
1 9 7 3	AF	Java Gold Fabric	BLACK SEMI-GLOSS (LACQUER) CES1054-156	BLACK SEMI-GLOSS (LACQUER) CES1054-156	BLACK SEMI-GLOSS (LACQUER) CES1054-156	BLACK SEMI-GLOSS (LACQUER) CES1054-156	172 SERIAL 17260759 THRU 17261898 F172 SERIAL F17200905 THRU F17201034	301	VESTAL WHITE CES1054-802 (ACRYLIC) CES1054-398 (LACQUER)	CRANBERRY CES1054-875 (ACRYLIC) CES1054-881 (LACQUER)		
			DULL BLACK (EPOXY) CES1054-482	DULL BLACK (EPOXY) CES1054-482	DULL BLACK (EPOXY) CES1054-482	DULL BLACK (EPOXY) CES1054-482		302	VESTAL WHITE CES1054-802 (ACRYLIC) CES1054-398 (LACQUER)	FLAG RED CES1054-A93 (ACRYLIC) CES1054-B03 (LACQUER)		
		AV	Java Gold Vinyl	CLOUD GRAY (LACQUER) CES1054-531	CLOUD GRAY (LACQUER) CES1054-531	CLOUD GRAY (LACQUER) CES1054-531		CLOUD GRAY (LACQUER) CES1054-531	303	VESTAL WHITE CES1054-802 (ACRYLIC) CES1054-398 (LACQUER)	TROPICAL ORANGE CES1054-774 (ACRYLIC) CES1054-849 (LACQUER)	
				LIGHT GRAY (VINYL) CES1054-533	LIGHT GRAY (VINYL) CES1054-533	LIGHT GRAY (VINYL) CES1054-533		LIGHT GRAY (VINYL) CES1054-533	304	VESTAL WHITE CES1054-802 (ACRYLIC) CES1054-398 (LACQUER)	CONTRALTO BLUE CES1054-A65 (ACRYLIC) CES1054-A56 (LACQUER)	
	BF	Peacock Blue Fabric	BROWN (LACQUER) CES1054-970	BROWN (LACQUER) CES1054-970	BLUE (LACQUER) CES1054-A81	BLUE (LACQUER) CES1054-A81		305	VESTAL WHITE CES1054-802 (ACRYLIC) CES1054-398 (LACQUER)	EMPRESS BLUE CES1054-832 (ACRYLIC) CES1054-899 (LACQUER)		
			CF	CV	DF	DV		306	VESTAL WHITE CES1054-802 (ACRYLIC) CES1054-398 (LACQUER)	GRANADA GREEN CES1054-A97 (ACRYLIC) CES1054-B04 (LACQUER)		
	BV	Peacock Blue Vinyl	DULL BLACK (EPOXY) CES1054-482	DULL BLACK (EPOXY) CES1054-482	DULL BLACK (EPOXY) CES1054-482	DULL BLACK (EPOXY) CES1054-482		315	VESTAL WHITE CES1054-802 (ACRYLIC)	TROPICAL ORANGE CES1054-774 (ACRYLIC)	OLIVE CES1054-944 (ACRYLIC)	
			CLOUD GRAY (LACQUER) CES1054-531	CLOUD GRAY (LACQUER) CES1054-531	CLOUD GRAY (LACQUER) CES1054-531	CLOUD GRAY (LACQUER) CES1054-531		316	VESTAL WHITE CES1054-802 (ACRYLIC)	VERMILLION CES1054-A94 (ACRYLIC)	SHOAL TURQUOISE CES1054-804 (ACRYLIC)	
	CF	Golden Olive Fabric	GREEN (LACQUER) CES1054-A89	GREEN (LACQUER) CES1054-A89	RED (LACQUER) CES1054-A85	RED (LACQUER) CES1054-A85		317	VESTAL WHITE CES1054-802 (ACRYLIC)	NUTMEG CES1054-A95 (ACRYLIC)	GRANADA GREEN CES1054-A97 (ACRYLIC)	
			EL	FL	HL			318	VESTAL WHITE CES1054-802 (ACRYLIC)	TIGER YELLOW CES1054-966 (ACRYLIC)	GRANADA GREEN CES1054-A97 (ACRYLIC)	
	CV	Golden Olive Vinyl	EL	FL	HL			319	VESTAL WHITE CES1054-802 (ACRYLIC)	LIME CES1054-A62 (ACRYLIC)	OLIVE CES1054-944 (ACRYLIC)	
			FL	HL				320	VESTAL WHITE CES1054-802 (ACRYLIC)	SERENA BLUE CES1054-A96 (ACRYLIC)	CONTRALTO BLUE CES1054-A63 (ACRYLIC)	
	DF	Poppy Red Fabric	HL					321	VESTAL WHITE CES1054-802 (ACRYLIC)	FLAG RED CES1054-A93 (ACRYLIC)	CRANBERRY CES1054-875 (ACRYLIC)	
			HL					322	VESTAL WHITE CES1054-802 (ACRYLIC)	VELVET BLACK CES1054-807 (ACRYLIC)	FLAG RED CES1054-A93 (ACRYLIC)	
	DV	Poppy Red Vinyl	HL					323	VESTAL WHITE CES1054-802 (ACRYLIC)	VELVET BLACK CES1054-807 (ACRYLIC)	EMPRESS BLUE CES1054-832 (ACRYLIC)	
			HL					333	VESTAL WHITE CES1054-802 (ACRYLIC)	FLAG RED CES1054-A93 (ACRYLIC)	VELVET BLACK CES1054-807 (ACRYLIC)	

NOTE: WHEN ORDERING PAINT SPECIFY CES1054 DASH NUMBER. EXAMPLE: CES1054-156

*LACQUER PAINT, USED ON FRENCH AIRCRAFT ONLY.

MODEL 172		PAINT CODE CHART					MODEL 172							
YEAR	INTERIOR COLOR		INTERIOR PAINT					SERIAL LISTING	EXTERIOR PAINT					
	CODE	COLOR	INTERIOR COLOR CODE						CODE	COLOR COMBINATIONS				
			AF	BF	CF	DV	GF							
1 9 7 4	AF	CHESTNUT BROWN FABRIC	BLACK SEMI-GLOSS (LACQUER) CES1054-156	BLACK SEMI-GLOSS (LACQUER) CES1054-156	BLACK SEMI-GLOSS (LACQUER) CES1054-156	BLACK SEMI-GLOSS (LACQUER) CES1054-156	BLACK SEMI-GLOSS (LACQUER) CES1054-156	17261899 THRU 17263458 F17201035 THRU F17201234	401	VESTAL WHITE	FLAG RED			
									401A	CES1054-802 (ACRYLIC)	CES1054-A93 (ACRYLIC)	CES1054-B03 (LACQUER)		
	BF	COPEN BLUE FABRIC	DULL BLACK (EPOXY) CES1054-482	DULL BLACK (EPOXY) CES1054-482	DULL BLACK (EPOXY) CES1054-482	DULL BLACK (EPOXY) CES1054-482	DULL BLACK (EPOXY) CES1054-482		402	VESTAL WHITE	MAPLE MAROON			
									402A	CES1054-802 (ACRYLIC)	CES1054-B44 (ACRYLIC)	CES1054-B51 (LACQUER)		
	CF	OLIVE GREEN FABRIC	CLOUD GRAY (LACQUER) CES1054-531	CLOUD GRAY (LACQUER) CES1054-531	CLOUD GRAY (LACQUER) CES1054-531	CLOUD GRAY (LACQUER) CES1054-531	CLOUD GRAY (LACQUER) CES1054-531		403	VESTAL WHITE	TIGER YELLOW			
									403A	CES1054-802 (ACRYLIC)	CES1054-966 (ACRYLIC)	CES1054-A03 (LACQUER)		
	DF	SUNSET RED FABRIC	LIGHT GRAY (VINYL) CES1054-533	LIGHT GRAY (VINYL) CES1054-533	LIGHT GRAY (VINYL) CES1054-533	LIGHT GRAY (VINYL) CES1054-533	LIGHT GRAY (VINYL) CES1054-533		404	VESTAL WHITE	PEPPER GREEN			
									404A	CES1054-802 (ACRYLIC)	CES1054-B50 (ACRYLIC)	CES1054-B56 (LACQUER)		
	GF	OLD GOLD FABRIC	CHESTNUT BROWN (LACQUER) CES1054-B41	COPEN BLUE (LACQUER) CES1054-B29	OLIVE GREEN (LACQUER) CES1054-B33	SUNSET RED (LACQUER) CES1054-B37	OLD GOLD (LACQUER) CES1054-B25		405	VESTAL WHITE	EMPRESS BLUE			
									405A	CES1054-802 (ACRYLIC)	CES1054-B32 (ACRYLIC)	CES1054-B69 (LACQUER)		
	AV	CHESTNUT BROWN VINYL	BLACK SEMI-GLOSS (LACQUER) CES1054-156	BLACK SEMI-GLOSS (LACQUER) CES1054-156	BLACK SEMI-GLOSS (LACQUER) CES1054-156	BLACK SEMI-GLOSS (LACQUER) CES1054-156	BLACK SEMI-GLOSS (LACQUER) CES1054-156		406	VESTAL WHITE	POLE BLUE			
									406A	CES1054-802 (ACRYLIC)	CES1054-B47 (ACRYLIC)	CES1054-B53 (LACQUER)		
	BV	COPEN BLUE VINYL	DULL BLACK (EPOXY) CES1054-482	DULL BLACK (EPOXY) CES1054-482	DULL BLACK (EPOXY) CES1054-482	DULL BLACK (EPOXY) CES1054-482	DULL BLACK (EPOXY) CES1054-482		413	VESTAL WHITE	FLAG RED	MAPLE MAROON		
										CES1054-802 (ACRYLIC)	CES1054-A93 (ACRYLIC)	CES1054-B44 (ACRYLIC)		
	CV	OLIVE GREEN VINYL	CLOUD GRAY (LACQUER) CES1054-531	CLOUD GRAY (LACQUER) CES1054-531	CLOUD GRAY (LACQUER) CES1054-531	CLOUD GRAY (LACQUER) CES1054-531	CLOUD GRAY (LACQUER) CES1054-531		418	VESTAL WHITE	SUMMER GOLD	TIGER YELLOW		
										CES1054-802 (ACRYLIC)	CES1054-B48 (ACRYLIC)	CES1054-966 (ACRYLIC)		
	DV	SUNSET RED VINYL	LIGHT GRAY (VINYL) CES1054-533	LIGHT GRAY (VINYL) CES1054-533	LIGHT GRAY (VINYL) CES1054-533	LIGHT GRAY (VINYL) CES1054-533	LIGHT GRAY (VINYL) CES1054-533		420	VESTAL WHITE	POLE BLUE	EMPRESS BLUE		
										CES1054-802 (ACRYLIC)	CES1054-B47 (ACRYLIC)	CES1054-832 (ACRYLIC)		
	GV	OLD GOLD VINYL	CHESTNUT BROWN (LACQUER) CES1054-B41	COPEN BLUE (LACQUER) CES1054-B29	OLIVE GREEN (LACQUER) CES1054-B33	SUNSET RED (LACQUER) CES1054-B37	OLD GOLD (LACQUER) CES1054-B25		430	VESTAL WHITE	FLAG RED	VELVET BLACK		
										CES1054-802 (ACRYLIC)	CES1054-A93 (ACRYLIC)	CES1054-807 (ACRYLIC)		
	AL	CHESTNUT BROWN LEATHER	BLACK SEMI-GLOSS (LACQUER) CES1054-156	BLACK SEMI-GLOSS (LACQUER) CES1054-156	BLACK SEMI-GLOSS (LACQUER) CES1054-156	BLACK SEMI-GLOSS (LACQUER) CES1054-156	BLACK SEMI-GLOSS (LACQUER) CES1054-156		431	VESTAL WHITE	SERENA BLUE	POLE BLUE		
										CES1054-802 (ACRYLIC)	CES1054-A96 (ACRYLIC)	CES1054-B47 (ACRYLIC)		
	EL	CLOUD GRAY LEATHER	DULL BLACK (EPOXY) CES1054-482	DULL BLACK (EPOXY) CES1054-482	DULL BLACK (EPOXY) CES1054-482	DULL BLACK (EPOXY) CES1054-482	DULL BLACK (EPOXY) CES1054-482		432	VESTAL WHITE	TIGER YELLOW	VELVET BLACK		
										CES1054-802 (ACRYLIC)	CES1054-966 (ACRYLIC)	CES1054-807 (ACRYLIC)		
FL	EBONY BLACK LEATHER	CLOUD GRAY (LACQUER) CES1054-531	CLOUD GRAY (LACQUER) CES1054-531	CLOUD GRAY (LACQUER) CES1054-531	CLOUD GRAY (LACQUER) CES1054-531	CLOUD GRAY (LACQUER) CES1054-531	433	VESTAL WHITE	NUTMEG	MAPLE MAROON				
								CES1054-802 (ACRYLIC)	CES1054-A95 (ACRYLIC)	CES1054-B44 (ACRYLIC)				
GL	OLD GOLD LEATHER	LIGHT GRAY (VINYL) CES1054-533	LIGHT GRAY (VINYL) CES1054-533	LIGHT GRAY (VINYL) CES1054-533	LIGHT GRAY (VINYL) CES1054-533	LIGHT GRAY (VINYL) CES1054-533	434	VESTAL WHITE	PEPPER GREEN	GROVE GREEN				
								CES1054-802 (ACRYLIC)	CES1054-B50 (ACRYLIC)	CES1054-B49 (ACRYLIC)				
		CHESTNUT BROWN (LACQUER) CES1054-B41		BLACK HI-GLOSS (LACQUER) CES1054-151	OLD GOLD (LACQUER) CES1054-B25		435	VESTAL WHITE	PEPPER GREEN	TIGER YELLOW				

NOTE: WHEN ORDERING PAINT SPECIFY CES1054 DASH NUMBER. EXAMPLE CES1054-156

* LACQUER PAINT USED ON FRENCH AIRCRAFT ONLY.

This page intentionally left blank.

UPHOLSTERY
&
INTERIOR **T**RIM

UPHOLSTERED PARTS - HOW TO ORDER

1963 THRU 1965 MODELS

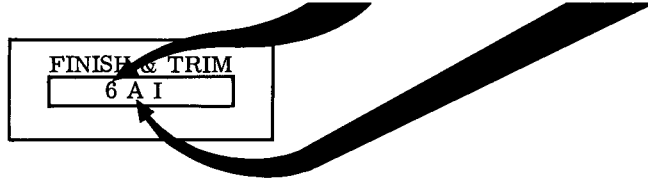
SERIAL NUMBER OF AIRCRAFT MUST BE GIVEN WITH PARTS ORDER

1966 MODEL & ON

PARTS MARKED WITH A # FOLLOWING PART NUMBER REQUIRE A SECOND DASH NUMBER FOR COLOR & MATERIAL

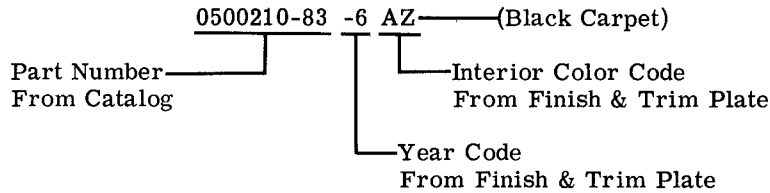
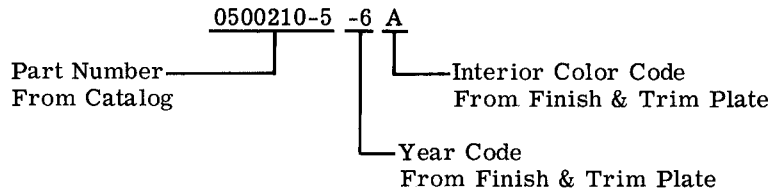
HOW TO DETERMINE 2nd DASH NUMBER

1. Find part number of desired part in catalog.
2. Refer to "FINISH & TRIM" plate, in the airplane, for your "Year Code" and "Interior Color Code."



3. Add the "Year Code" and "Interior Color Code," to the part number from catalog.

EXAMPLE OF COMPLETE NUMBER



INTERIOR PAINTED OR PLASTIC PARTS HOW TO ORDER

1963 and 1964 MODELS

No special handling is required when ordering parts for 1963 and 1964 aircraft. In this group, the second dash number appears, when required, as a part of the part number.

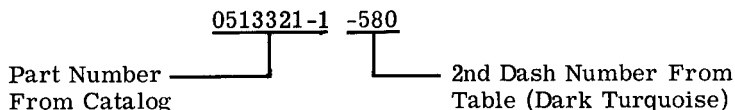
1965 MODEL

PARTS MARKED WITH A = FOLLOWING PART NUMBER REQUIRE A SECOND DASH NUMBER FOR PROPER COLOR

To obtain second dash number use table "1965 MODEL YEAR."

To use table, "1965 MODEL YEAR," first find number from catalog then find same number in table and add number of color required.

EXAMPLE OF COMPLETE NUMBER



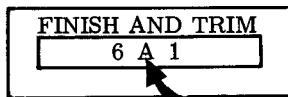
1966 MODEL & ON

PARTS MARKED WITH A = FOLLOWING PART NUMBER REQUIRE A SECOND DASH NUMBER FOR PROPER COLOR.

To obtain second dash number use of correct table, for your model year, is required.

To use table,

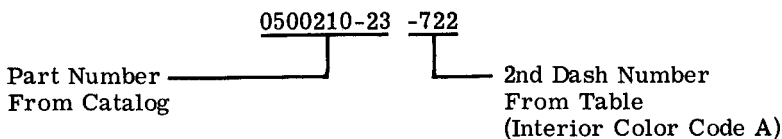
1. Find part number of desired part in catalog.
2. Refer to the "Finish and Trim" plate, in the airplane, for your "Interior Color Code."



3. Locate part number from catalog in table.
4. Add dash number for color that appears under your "Interior Color Code."

INTERIOR PAINTED OR PLASTIC PARTS 1966 MODEL YEAR		INTERIOR COLOR CODE (From Finish and Trim Plate)			
172533P3 & ON		F172.0180 & ON			
PART NUMBER	PART NAME	A	B	C	D
0500210-23	COVER - REAR WINDOW	722	727	725	726
0500210-42	PANEL - BAGGAGE COMPARTMENT REAR	722	727	725	726
0500210-43	REAR WINDOW MULLING	722	727	725	726
0500210-44	COVER - CENTER POST	661	663	662	619
0500210-81	SHIELD - DOORPOST LH	722	727	725	726
0500210-82	SHIELD - DOORPOST RH	722	727	725	726
0500210-94	COVER - WINDOW LH	722	727	725	726
0500210-95	COVER - BAGGAGE DOOR FRAME FWD	722	727	725	726
0500210-96	COVER - BAGGAGE DOOR FRAME AFT	722	727	725	726
0500210-97	PANEL - BAGGAGE COMPARTMENT RH	722	727	725	726
0500210-98	COVER - WINDOW RH	722	727	725	726
0500233-1	COVER - CONSOLE	279	277	275	219
0500312-2	MIRROR & COVER ASSEMBLY	279	279	279	279

EXAMPLES OF COMPLETE NUMBER



INTERIOR PAINTED OR PLASTIC PARTS
1965 MODEL YEAR ONLY

17251823 THRU 17253392

F172-0086 THRU F172-0179

TURQUOISE


KHAKI

CHESTNUT

GRAY

BLACK

PART NUMBER	PART NAME					
0500210-23	PANEL - BAGGAGE COMPARTMENT RH					532
0500210-25	FRAME COVER - BAGGAGE DOOR					532
0500210-39	MOULDING - REAR WINDOW UPPER					532
0500210-40	MOULDING - SIDE WINDOW RH					532
0500210-41	MOULDING - SIDE WINDOW LH					532
0500210-42	PANEL - BAGGAGE COMPARTMENT REAR					532
0500210-43	MOULDING - REAR WINDOW LOWER					532
0500210-44	COVER - CENTER POST					532
0500210-94	MOULDING - SIDE WINDOW LH					532
0500210-98	MOULDING - SIDE WINDOW RH					532
0500210-108	COVER - COWL DECK	825	825	825	825	825
0500233-1	CONSOLE COVER					577 578 579 580
0511470-4	PANEL - BAGGAGE COMPARTMENT REAR					532
0511482-5	SHIELD					532
0511482-9	COVER ASSEMBLY - INSTRUMENT LIGHT					532
0513319-4	COVER - ENGINE INSTRUMENTS					577 578 579 580
0513319-5	COVER - RADIO CUTOUT					577 578 579 580
0513319-12	COVER - STATIONARY PANEL LOWER					577 578 579 580
0513319-13	COVER - STATIONARY PANEL LOWER					577 578 579 580
0513319-17	COVER - SHOCK PANEL					577 578 579 580
0513319-18	COVER - STATIONARY PANEL UPPER	279				
0513319-21	COVER - STATIONARY INSTRUMENT PANEL					577 578 579 580
0513321-1	DOOR ASSEMBLY - MAP CASE	279				
0700114-35	PANEL - BAGGAGE DOOR					577 578 579 580
0700646-1	SKIRT - SEAT BOTTOM LH					532
0700646-2	SKIRT - SEAT BOTTOM RH					532
0700646-3	SKIRT - SEAT BOTTOM LH					532
0700646-4	SKIRT - SEAT BOTTOM RH					532
0711133-18	SHIELD ASSEMBLY - RH					532
0711133-27	SHIELD ASSEMBLY - LH					532
0711133-33	SHIELD - FRONT DOORPOST					532
1414110-1	TRIM - SEAT BACK					532
1414110-3	POCKET ASSEMBLY - MAGAZINE					532
1414215-7	TRIM ASSEMBLY-SEAT BACK LH					532
1414215-8	TRIM ASSEMBLY-SEAT BACK RH					532
1414264-5	POCKET ASSEMBLY-MAGAZINE					532
1414264-13	TRIM ASSEMBLY-SEAT BACK					532
1470089-14	MAP LIGHT ASSEMBLY					532



**INTERIOR PAINTED OR PLASTIC PARTS
1966 MODEL YEAR**

17253393 THRU 17254892

F172-0180 THRU F172-0319

**INTERIOR COLOR
CODE**
(From Finish and
Trim Plate)

PART NUMBER	PART NAME	INTERIOR COLOR CODE			
		A	B	C	D
0500210-39	COVER - REAR WINDOW	722	727	725	726
0500210-42	PANEL - BAGGAGE COMPARTMENT REAR	722	727	725	726
0500210-43	REAR WINDOW MOULDING	722	727	725	726
0500210-44	COVER - CENTER POST	722	727	725	726
0500210-81	SHIELD - DOORPOST LH	722	727	725	726
0500210-82	SHIELD - DOORPOST RH	722	727	725	726
0500210-94	COVER - WINDOW LH	722	727	725	726
0500210-95	COVER - BAGGAGE DOOR FRAME FWD	722	727	725	726
0500210-96	COVER - BAGGAGE DOOR FRAME AFT	722	727	725	726
0500210-97	PANEL - BAGGAGE COMPARTMENT RH	722	727	725	726
0500210-98	COVER - WINDOW RH	722	727	725	726
0500210-108	COVER - COWL DECK	825	825	825	825
0500233-1	COVER - CONSOLE	722	727	725	726
0500403-1	COVER - CONTROL YOKE	722	727	725	726
0511470-4	PANEL - BAGGAGE COMPARTMENT REAR	722	727	725	726
0511482-5	SHIELD INSTRUMENT LIGHT CONSOLE	532	532	532	532
0511482-9	COVER ASSEMBLY - INSTRUMENT LIGHT	532	532	532	532
0513319-4	COVER - ENGINE INSTRUMENTS	722	727	725	726
0513319-5	COVER - RADIO CUTOUT	722	727	725	726
0513319-12	COVER - STATIONARY PANEL LOWER	722	727	725	726
0513319-13	COVER - STATIONARY PANEL LOWER	722	727	725	726
0513319-17	COVER - SHOCK PANEL	279	279	279	279
0513319-18	COVER - STATIONARY PANEL UPPER	722	727	725	726
0513321-1	DOOR - MAP CASE	722	727	725	726
0700100-193	RETAINER - UPHOLSTERY	722	727	725	726
0700114-35	PANEL - BAGGAGE COMPARTMENT	722	727	725	726
0700148-1	HOOD - MAPLIGHT	193	193	193	193
0700631-5	FRAME ASSEMBLY - SEAT BOTTOM LH	746	748	747	751
0700631-6	FRAME ASSEMBLY - SEAT BOTTOM RH	746	748	747	751
0700646-1	SKIRT - SEAT LH	722	727	725	726
0700646-2	SKIRT - SEAT RH	722	727	725	726
0700646-3	SKIRT - SEAT LH	722	727	725	726
0700646-4	SKIRT - SEAT RH	722	727	725	726
0711097-2	FRAME ASSEMBLY - SEAT	661	663	662	719
0711133-18	SHIELD ASSEMBLY - FRONT DOORPOST LH	722	727	725	726
0711133-27	SHIELD ASSEMBLY - FRONT DOORPOST RH	722	727	725	726
0711133-33	SHIELD ASSEMBLY - FRONT DOORPOST	722	727	725	726
1414110-1	TRIM - SEAT BACK	722	727	725	726
1414110-3	POCKET ASSEMBLY - MAGAZINE	722	727	725	726
1414215-7	TRIM ASSEMBLY - SEAT BACK LH	722	727	725	726
1414215-8	TRIM ASSEMBLY - SEAT BACK RH	722	727	725	726
1414240-3	BOTTOM ASSEMBLY - SEAT	746	748	751	747
1414240-4	BOTTOM ASSEMBLY - SEAT	746	748	751	747
1414264-5	POCKET ASSEMBLY - MAGAZINE	722	727	726	725
1414264-13	TRIM ASSEMBLY - SEAT BACK	722	727	726	725
1470089-14	MAP LIGHT ASSEMBLY	279	279	279	279



illustrated parts catalog

MODEL 172 & P172

INTERIOR PAINTED OR PLASTIC PARTS

1967 MODEL YEAR

F172-0320 THRU F172-0431,
 F172-0436 THRU F172-0442,
 F172-0444 THRU F172-0446

INTERIOR COLOR CODE

(From Finish and Trim Plate)

17254893 THRU 17256512

PART NUMBER	PART NAME	AF	AV	BF	BV	CF	CV	DF	DV
0413484-2	SHIELD-FRONT DOORPOST LH	726	726	794	794	793	793	720	720
0413484-4	SHIELD-FRONT DOORPOST LH	726	726	794	794	793	793	720	720
0500210-39	COVER - REAR WINDOW	726	726	794	794	793	793	720	720
0500210-42	PANEL - BAGGAGE COMPARTMENT REAR	726	726	794	794	793	793	720	720
0500210-43	REAR WINDOW MOULDING	726	726	794	794	793	793	720	720
0500210-81	SHIELD - DOORPOST LH	726	726	794	794	793	793	720	720
0500210-82	SHIELD - DOORPOST RH	726	726	794	794	793	793	720	720
0500210-94	COVER - WINDOW LH	726	726	794	794	793	793	720	720
0500210-95	COVER - BAGGAGE DOOR FRAME FWD	726	726	794	794	793	793	720	720
0500210-96	COVER - BAGGAGE DOOR FRAME AFT	726	726	794	794	793	793	720	720
0500210-97	PANEL - BAGGAGE COMPARTMENT RH	726	726	794	794	793	793	720	720
0500210-98	COVER - WINDOW RH	726	726	794	794	793	793	720	720
0500210-108	COVER-COWL DECK	825	825	825	825	825	825	825	825
0500233-1	COVER-CONSOLE	726	726	794	794	793	793	720	720
0500403-1	COVER-CONTROL YOKE	726	726	726	726	726	726	726	726
0511470-4	PANEL - BAGGAGE COMPARTMENT REAR	726	726	794	794	793	793	720	720
0511482-9	COVER ASSEMBLY-INSTRUMENT LIGHT	532	532	532	532	532	532	532	532
0511482-20	SHIELD-INSTRUMENT LIGHT	532	532	532	532	532	532	532	532
0513319-5	COVER-RADIO CUTOUT	279	279	279	279	279	279	279	279
0513390-1	COVER ASSEMBLY - STATIONARY PANEL LWR SKYHAWK	726	726	794	794	793	793	720	720
0513390-6	COVER ASSEMBLY - STATIONARY PANEL LWR 172	726	726	794	794	793	793	720	720
0513390-9	COVER - ENGINE INSTRUMENTS	279	279	279	279	279	279	279	279
0513390-10	COVER ASSEMBLY - STATIONARY PANEL UPR	726	726	794	794	793	793	720	720
0513390-11	COVER - SHOCK PANEL	279	279	279	279	279	279	279	279
0513390-12	DOOR ASSEMBLY - MAP CASE	726	726	794	794	793	793	720	720
0513390-22	COVER - LOWER LH	726	726	794	794	793	793	720	720
0700100-193	RETAINER - UPHOLSTERY	726	726	794	794	793	793	720	720
0700114-35	PANEL - BAGGAGE DOOR	726	726	794	794	793	793	720	720
0700148-1	HOOD - MAPLIGHT	193	193	193	193	193	193	193	193
0700631-5	FRAME ASSEMBLY - SEAT BOTTOM LH	719	719	798	798	796	796	718	718
0700631-6	FRAME ASSEMBLY - SEAT BOTTOM RH	719	719	798	798	796	796	718	718
0700646-1	SKIRT - SEAT LH	726	726	794	794	793	793	720	720
0700646-2	SKIRT - SEAT RH	726	726	794	794	793	793	720	720
0711097-2	FRAME ASSEMBLY - SEAT	719	719	798	798	796	796	718	718
0711133-49	SHIELD - FRONT DOORPOST LH	726	726	794	794	793	793	720	720
0711133-50	SHIELD - FRONT DOORPOST RH	726	726	794	794	793	793	720	720
1414110-1	TRIM - SEAT BACK	726	726	794	794	793	793	720	720
1414110-3	POCKET ASSEMBLY-SEAT	726	726	794	794	793	793	720	720
1414215-7	TRIM ASSEMBLY-SEAT BACK LH	726	726	794	794	793	793	720	720
1414215-8	TRIM ASSEMBLY-SEAT BACK RH	726	726	794	794	793	793	720	720
1470089-14	MAP LIGHT ASSEMBLY	279	279	279	279	279	279	279	279



INTERIOR PAINTED OR PLASTIC PARTS

1968 MODEL YEAR F172-0432 THRU F172-0435

F172-0443, F172-0447

THRU F172-0559

INTERIOR COLOR CODE

(From Finish and Trim Plate)

17256513 THRU 17257161

PART NUMBER	PART NAME	AF	AV	BF	BV	CF	CV	DF	DV	GF	GV
0413484-2	SHIELD-FRONT DOORPOST LH	726	726	794	794	793	793	720	720	721	721
0413484-4	SHIELD-FRONT DOORPOST LH	726	726	794	794	793	793	720	720	721	721
0500210-39	COVER - REAR WINDOW	726	726	794	794	793	793	720	720	721	721
0500210-42	PANEL - BAGGAGE COMPARTMENT REAR	726	726	794	794	793	793	720	720	721	721
0500210-43	MOULDING - REAR WINDOW	726	726	794	794	793	793	720	720	721	721
0500210-44	COVER - CENTER POST	726	726	794	794	793	793	720	720	721	721
0500210-81	SHIELD - DOORPOST LH	726	726	794	794	793	793	720	720	721	721
0500210-82	SHIELD - DOORPOST RH	726	726	794	794	793	793	720	720	721	721
0500210-94	COVER - WINDOW LH	726	726	794	794	793	793	720	720	721	721
0500210-95	COVER - BAGGAGE DOOR FRAME FWD	726	726	794	794	793	793	720	720	721	721
0500210-96	COVER - BAGGAGE DOOR FRAME AFT	726	726	794	794	793	793	720	720	721	721
0500210-97	PANEL - BAGGAGE COMPARTMENT RH	726	726	794	794	793	793	720	720	721	721
0500210-98	COVER - WINDOW RH	726	726	794	794	793	793	720	720	721	721
0500210-108	COVER-COWL DECK	825	825	825	825	825	825	825	825	825	825
0500233-1	COVER - CONSOLE	726	726	794	794	793	793	720	720	721	721
0500403-1	COVER - CONTROL YOKE	726	726	794	794	793	793	720	720	721	721
0511470-4	PANEL - BAGGAGE COMPARTMENT REAR	726	726	794	794	793	793	720	720	721	721
0511482-9	COVER ASSEMBLY - INSTRUMENT LIGHT	532	532	532	532	532	532	532	532	532	532
0511482-20	SHIELD - INSTRUMENT LIGHT	532	532	532	532	532	532	532	532	532	532
0513062-1	SPLICE PLATE	279	279	279	279	279	279	279	279	279	279
0513062-2	SPLICE PLATE	279	279	279	279	279	279	279	279	279	279
0513242-10	COVER - INSTRUMENT PANEL UPPER	279	279	279	279	279	279	279	279	279	279
0513242-18	COVER - SHOCK PANEL	279	279	279	279	279	279	279	279	279	279
0513319-5	COVER - RADIO CUTOFF	279	279	279	279	279	279	279	279	279	279
0513390-9	COVER - ENGINE INSTRUMENTS	279	279	279	279	279	279	279	279	279	279
0513390-12	DOOR ASSEMBLY - MAP CASE	726	726	794	794	793	793	720	720	721	721
0513390-22	COVER - LWR LH	726	726	794	794	793	793	720	720	721	721
0513390-25	COVER ASSEMBLY - INSTRUMENT PANEL LWR	726	726	794	794	793	793	720	720	721	721
0514011-1	TRIM ASSEMBLY-SEAT BACK	726	726	794	794	793	793	720	720	721	721
0700100-193	RETAINER - UPHOLSTERY	726	726	794	794	793	793	720	720	721	721
0700114-35	PANEL - BAGGAGE DOOR	726	726	794	794	793	793	720	720	721	721
0700148-1	HOOD - MAPLIGHT	193	193	193	193	193	193	193	193	193	193
0700631-5	FRAME ASSEMBLY - SEAT BOTTOM LH F172 ONLY	719	719	798	798	796	796	718	718	717	717
0700631-6	FRAME ASSEMBLY - SEAT BOTTOM RH F172 ONLY	719	719	798	798	796	796	718	718	717	717
0700631-5	FRAME ASSEMBLY - SEAT BOTTOM LH 172 & SKYHAWK ONLY			799	799	797	797	750	750	749	749
0700631-6	FRAME ASSEMBLY - SEAT BOTTOM RH 172 & SKYHAWK ONLY			799	799	797	797	750	750	749	749
0700646-1	SKIRT - SEAT LH	726	726	794	794	793	793	720	720	721	721
0700646-2	SKIRT - SEAT RH	726	726	794	794	793	793	720	720	721	721
0711097-2	FRAME ASSEMBLY - AUXILIARY SEAT F172 ONLY	719	719	798	798	796	796	718	718		
0711097-2	FRAME ASSEMBLY - AUXILIARY SEAT 172 & SKYHAWK ONLY			799	799	797	797	750	750	717	717
0711133-50	SHIELD - FRONT DOORPOST RH	726	726	794	794	793	793	720	720	721	721
0715001-1	TRIM - SEAT BACK	726	726	794	794	793	793	720	720	721	721
1414215-7	TRIM ASSEMBLY - SEAT BACK LH	726	726	794	794	793	793	720	720	721	721
1414215-8	TRIM ASSEMBLY - SEAT BACK RH	726	726	794	794	793	793	720	720	721	721
1470089-14	MAPLIGHT ASSEMBLY	279	279	279	279	279	279	279	279	279	279
1715023-3	POCKET ASSEMBLY - MAGAZINE	726	726	794	794	793	793	720	720	721	721


 Cessna Illustrated parts catalog

MODEL 172 & P172

INTERIOR PAINTED OR PLASTIC PARTS
1969 MODEL YEAR

17257162 THRU 17258486

F172-0560 THRU F172-0654

INTERIOR COLOR CODE

(From Finish and Trim Plate)

PART NUMBER	PART NAME	INTERIOR COLOR CODE							
		BF	BV	DF	DV	GF	GV	HF	HV
0413484-2	SHIELD-FRONT DOORPOST LH	902	902	901	901	721	721	903	903
0413484-4	SHIELD-FRONT DOORPOST LH	902	902	901	901	721	721	903	903
0500210-42	PANEL-BAGGAGE COMPARTMENT REAR	902	902	901	901	721	721	903	903
0500210-44	COVER-CENTER POST	902	902	901	901	721	721	903	903
0500210-81	SHIELD-DOORPOST LH	902	902	901	901	721	721	903	903
0500210-82	SHIELD-DOORPOST RH	902	902	901	901	721	721	903	903
0500210-95	COVER-BAGGAGE DOOR FRAME FWD	902	902	901	901	721	721	903	903
0500210-96	COVER-BAGGAGE DOOR FRAME AFT	902	902	901	901	721	721	903	903
0500210-97	PANEL-BAGGAGE COMPARTMENT RH	902	902	901	901	721	721	903	903
0500210-108	COVER-COWL DECK	825	825	825	825	825	825	825	825
0500210-132	COVER-REAR WINDOW	902	902	901	901	721	721	903	903
0500210-135	MOULDING - REAR WINDOW	902	902	901	901	721	721	903	903
0500233-1	COVER - CONSOLE	902	902	901	901	721	721	903	903
0500233-1	COVER - CONSOLE	902	902	901	901	721	721	903	903
0500403-1	COVER - CONTROL YOKE	902	902	901	901	721	721	903	903
0511470-4	PANEL - BAGGAGE COMPARTMENT RH	902	902	901	901	721	721	903	903
0511482-9	COVER ASSEMBLY - INSTRUMENT LIGHT	532	532	532	532	532	532	532	532
0511482-20	SHIELD - INSTRUMENT LIGHT	532	532	532	532	532	532	532	532
0513062-1	SPLICE PLATE	279	279	279	279	279	279	279	279
0513062-2	SPLICE PLATE USED WITH MAP LIGHT	279	279	279	279	279	279	279	279
0513242-10	COVER - INSTRUMENT PANEL UPPER	279	279	279	279	279	279	279	279
0513242-18	COVER - SHOCK PANEL	279	279	279	279	279	279	279	279
0513319-5	COVER - RADIO CUTOUT	279	279	279	279	279	279	279	279
0513390-9	COVER - ENGINE INSTRUMENTS	279	279	279	279	279	279	279	279
0513390-22	COVER - LWR RH	902	902	901	901	721	721	903	903
0513390-27	COVER - INSTRUMENT PANEL LWR.	902	902	901	901	721	721	903	903
0513390-29	COVER - MAP CASE DOOR	902	902	901	901	721	721	903	903
0514011-1	TRIM ASSEMBLY - REAR SEAT BACK	902	902	901	901	721	721	903	903
0514012-1	COVER - WINDOW LH	902	902	901	901	721	721	903	903
0514012-2	COVER - WINDOW RH	902	902	901	901	721	721	903	903
0700100-193	RETAINER - UPHOLSTERY	906	906	904	904	717	717	908	908
0700114-35	PANEL - BAGGAGE DOOR	902	902	901	901	721	721	903	903
0700148-1	HOOD - MAPLIGHT	193	193	193	193	193	193	193	193
0700631-5	FRAME ASSEMBLY - SEAT BOTTOM LH	907	907	749	749	909	909	905	905
0700631-5	FRAME ASSEMBLY - SEAT BOTTOM LH	906	906	904	904	717	717	908	908
0700631-6	FRAME ASSEMBLY - SEAT BOTTOM RH	907	907	749	749	909	909	905	905
0700631-6	FRAME ASSEMBLY - SEAT BOTTOM RH	906	906	904	904	717	717	908	908
0700646-1	SKIRT - SEAT LH	902	902	901	901	721	721	903	903
0700646-2	SKIRT - SEAT RH	902	902	901	901	721	721	903	903
0711097-2	FRAME ASSEMBLY - SEAT	906	906	717	717	908	908	904	904
0711097-2	FRAME ASSEMBLY - SEAT	906	906	904	904	717	717	908	908
0711133-50	SHIELD - FRONT DOORPOST RH	902	902	901	901	721	721	903	903
0715001-1	TRIM - SEAT BACK	902	902	901	901	721	721	903	903
1414215-7	TRIM ASSEMBLY-SEAT BACK LH	902	902	901	901	721	721	903	903
1414215-8	TRIM ASSEMBLY-SEAT BACK RH	902	902	901	901	721	721	903	903
1470089-14	MAPLIGHT ASSEMBLY	279	279	279	279	279	279	279	279
1715023-3	POCKET - MAGAZINE	902	902	901	901	721	721	903	903

**INTERIOR PAINTED OR PLASTIC PARTS
1970 MODEL YEAR**

17258487 THRU 17259223

F17200655 THRU F17200754

INTERIOR COLOR CODE

(From Finish and Trim Plate)

PART NUMBER	PART NAME	INTERIOR COLOR CODE							
		AF	BF	MF	CF	AV	BV	MV	CV
0413484-2	SHIELD-FRONT DOORPOST LH	532	532	532	532	532	532	532	532
0413484-4	SHIELD-FRONT DOORPOST LH	532	532	532	532	532	532	532	532
0500210-42	PANEL-BAGGAGE COMPARTMENT REAR	978	976	977	975	978	976	977	975
0500210-44	COVER-CENTER POST	532	532	532	532	532	532	532	532
0500210-81	SHIELD-DOORPOST LH	978	976	977	975	978	976	977	975
0500210-82	SHIELD-DOORPOST RH	978	976	977	975	978	976	977	975
0500210-95	COVER-BAGGAGE DOOR FRAME FWD	978	976	977	975	978	976	977	975
0500210-96	COVER-BAGGAGE DOOR FRAME AFT	978	976	977	975	978	976	977	975
0500210-97	PANEL-BAGGAGE COMPARTMENT RH	978	976	977	975	978	976	977	975
0500210-108	COVER-COWL DECK	825	825	825	825	825	825	825	825
0500210-132	COVER-REAR WINDOW	532	532	532	532	532	532	532	532
0500210-135	MOULDING-REAR WINDOW	532	532	532	532	532	532	532	532
0500233-1	COVER-CONSOLE	978	976	977	975	978	976	977	975
0500403-1	COVER-CONTROL YOKE	978	976	977	975	978	976	977	975
0511470-4	PANEL - BAGGAGE COMPARTMENT REAR	978	976	977	975	978	976	977	975
0511482-9	COVER ASSEMBLY-INSTRUMENT LIGHT	532	532	532	532	532	532	532	532
0511482-20	SHIELD-INSTRUMENT LIGHT	532	532	532	532	532	532	532	532
0513062-1	SPLICE PLATE	989	989	989	989	989	989	989	989
0513062-2	SPLICE PLATE USED WITH MAP LIGHT	989	989	989	989	989	989	989	989
0513242-10	COVER-INSTRUMENT PANEL UPPER	279	279	279	279	279	279	279	279
0513242-26	COVER-SHOCK PANEL	989	989	989	989	989	989	989	989
0513319-5	COVER-RADIO CUTOUT	279	279	279	279	279	279	279	279
0513390-9	COVER-ENGINE INSTRUMENTS	989	989	989	989	989	989	989	989
0513390-22	COVER-LWR RH	978	976	977	975	978	976	977	975
0513390-31	COVER-INSTRUMENT PANEL LWR	978	976	977	975	978	976	977	975
0513390-29	COVER-MAP CASE DOOR	978	976	977	975	978	976	977	975
0514012-1	COVER-WINDOW LH	532	532	532	532	532	532	532	532
0514012-2	COVER-WINDOW RH	532	532	532	532	532	532	532	532
0514017-1	SKIRT-SEAT LH	532	532	532	532	532	532	532	532
0514017-2	SKIRT-SEAT RH	532	532	532	532	532	532	532	532
0514017-3	TRIM-SEAT	532	532	532	532	532	532	532	532
0514018-1	TRIM-SEAT BACK	532	532	532	532	532	532	532	532
0514018-3	POCKET ASSEMBLY-SEAT BACK	532	532	532	532	532	532	532	532
0514044-1	RETAINER - SEAT BOTTOM	532	532	532	532	532	532	532	532
0514055-1	TRIM ASSEMBLY-FRONT SEAT BACK	532	532	532	532	532	532	532	532
0514055-3	POCKET ASSY-SEAT BACK	532	532	532	532	532	532	532	532
0514056-1	TRIM ASSEMBLY-SEAT BACK	532	532	532	532	532	532	532	532
0514057-1	TRIM ASSEMBLY-SEAT BACK LH	532	532	532	532	532	532	532	532
0514057-2	TRIM ASSEMBLY-SEAT BACK RH	532	532	532	532	532	532	532	532
0514058-1	RETAINER-SEAT BOTTOM	532	532	532	532	532	532	532	532
0700100-193	RETAINER - UPHOLSTERY	970	972	973	971	970	972	973	971
0700148-1	HOOD - MAPLIGHT	193	193	193	193	193	193	193	193
0711133-50	SHIELD-FRONT DOORPOST RH	532	532	532	532	532	532	532	532
0714010-1	SKIRT - SEAT LH	532	532	532	532	532	532	532	532
0714010-2	SKIRT - SEAT RH	532	532	532	532	532	532	532	532
0717000-4	PANEL-BAGGAGE DOOR	978	976	977	975	978	976	977	975
1470089-14	MAP LIGHT ASSEMBLY	279	279	279	279	279	279	279	279



Illustrated parts catalog

MODEL 172 & P172

INTERIOR PAINTED OR PLASTIC PARTS

1971 MODEL YEAR

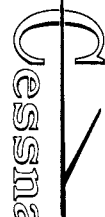
17259224 THRU 17259903

F17200755 THRU F17200804

INTERIOR COLOR CODE

(From Finish and Trim Plate)

PART NUMBER	PART NAME	AF	AV	BF	BV	CF	CV	DF	DV	EL	FL	HL	DL
0413484-8	SHIELD-FRONT DOORPOST LH	532	532	532	532	532	532	532	532	532	532	532	532
0413484-9	SHIELD-FRONT DOORPOST RH	532	532	532	532	532	532	532	532	532	532	532	532
0414013-6	COVER ASSEMBLY-INSTRUMENT LIGHT	532	532	532	532	532	532	532	532	532	532	532	532
0414013-7	SHIELD-INSTRUMENT LIGHT	532	532	532	532	532	532	532	532	532	532	532	532
0500210-42	PANEL-BAGGAGE COMPARTMENT REAR	978	978	A24	A24	A30	A30	A27	A27	532	279	532	A27
0500210-44	COVER-CENTER POST	532	532	532	532	532	532	532	532	532	532	532	532
0500210-95	COVER-BAGGAGE DOOR FRAME FWD	978	978	A24	A24	A30	A30	A27	A27	532	279	532	A27
0500210-96	COVER-BAGGAGE DOOR FRAME AFT	978	978	A24	A24	A30	A30	A27	A27	532	279	532	A27
0500210-97	PANEL-BAGGAGE COMPARTMENT RH	978	978	A24	A24	A30	A30	A27	A27	532	279	532	A27
0500210-108	COVER-COWL DECK	825	825	825	825	825	825	825	825	825	825	825	825
0500210-132	COVER-REAR WINDOW	532	532	532	532	532	532	532	532	532	532	532	532
0500210-135	MOULDING-REAR WINDOW	532	532	532	532	532	532	532	532	532	532	532	532
0500233-1	COVER-CONSOLE	978	978	A24	A24	A30	A30	A27	A27	279	279	279	A27
0500403-1	COVER-CONTROL YOKE	978	978	A24	A24	A30	A30	A27	A27	279	279	279	A27
0511470-4	PANEL - BAGGAGE COMPARTMENT REAR	978	978	A24	A24	A30	A30	A27	A27	532	279	532	A27
0513076-3	COVER ASSEMBLY-REMOVABLE SWITCH PANEL 172	978	978	A24	A24	A30	A30	A27	A27	279	279	279	A27
0513076-7	COVER ASSEMBLY-REMOVABLE SWITCH PANEL F172	978	978			A30	A30						
0513077-1	COVER-SHOCK PANEL	989	989	989	989	989	989	989	989	989	989	989	989
0513077-4	COVER-ENGINE INSTRUMENTS	989	989	989	989	989	989	989	989	989	989	989	989
0513077-7	SPLICE PLATE	989	989	989	989	989	989	989	989	989	989	989	989
0513077-8	COVER-LOWER RH	978	978	A24	A24	A30	A30	A27	A27	279	279	279	A27
0513077-9	SPLICE PLATE USED WITH MAPLIGHT	989	989	989	989	989	989	989	989	989	989	989	989
0513077-10	COVER ASSEMBLY-INSTRUMENT PANEL LWR	978	978	A24	A24	A30	A30	A27	A27	279	279	279	A27
0513319-5	COVER-RADIO CUTOUT	279	279	279	279	279	279	279	279	279	279	279	279
0513422-1	DOOR ASSY-MAP CASE	978	978	A24	A24	A30	A30	A27	A27	279	279	279	A27
0513423-2	COVER-RADIO SWITCH PANEL 172	279	279	279	279	279	279	279	279	279	279	279	279
0514017-1	SKIRT-SEAT LH	532	532	532	532	532	532	532	532	532	532	532	532
0514017-2	SKIRT-SEAT RH	532	532	532	532	532	532	532	532	532	532	532	532
0514017-3	TRIM-SEAT	532	532	532	532	532	532	532	532	532	532	532	532
0514018-15	TRIM-SEAT BACK	532	532	532	532	532	532	532	532	532	532	532	532
0514018-3	POCKET ASSEMBLY-SEAT BACK	532	532	532	532	532	532	532	532	532	532	532	532
0514044-1	RETAINER - SEAT BOTTOM	532	532	532	532	532	532	532	532	532	532	532	532
0514055-11	TRIM ASSEMBLY-FRONT SEAT BACK	532	532	532	532	532	532	532	532	532	532	532	532
0514055-3	POCKET ASSEMBLY-SEAT BACK	532	532	532	532	532	532	532	532	532	532	532	532
0514056-1	TRIM ASSEMBLY-SEAT BACK	532	532	532	532	532	532	532	532	532	532	532	532
0514057-1	TRIM ASSEMBLY-SEAT BACK LH	532	532	532	532	532	532	532	532	532	532	532	532
0514057-2	TRIM ASSEMBLY-SEAT BACK RH	532	532	532	532	532	532	532	532	532	532	532	532
0514058-1	RETAINER-SEAT BOTTOM	532	532	532	532	532	532	532	532	532	532	532	532
0514064-1	RETAINER-SKYLIGHT	532	532	532	532	532	532	532	532	532	532	532	532



**INTERIOR PAINTED OR PLASTIC PARTS
1971 MODEL YEAR**

17259224 THRU 17259903

F17200755 THRU F17200804

INTERIOR COLOR CODE

(From Finish and Trim Plate)

PART NUMBER	PART NAME	AF	AV	BF	BV	CF	CV	DF	DV	EL	FL	HL	DL
0514065-1	SHIELD-DOORPOST LH	978	978	A24	A24	A30	A30	A27	A27	532	279	532	A27
0514065-2	SHIELD-DOORPOST RH	978	978	A24	A24	A30	A30	A27	A27	532	279	532	A27
0514068-2	COVER ASSEMBLY-SPEAKER	532	532	532	532	532	532	532	532	532	532	532	532
0514069-1	TIARA	532	532	532	532	532	532	532	532	532	532	532	532
0514071-1	COVER-WINDOW LH	532	532	532	532	532	532	532	532	532	532	532	532
0514071-2	COVER-WINDOW RH	532	532	532	532	532	532	532	532	532	532	532	532
0700100-193	RETAINER - UPHOLSTERY	970	970	A25	A25	A31	A31	A28	A28	531	156	531	A28
0700148-1	HOOD - MAPLIGHT	193	193	193	193	193	193	193	193	193	193	193	193
0711133-12	SHIELD-FRONT DOORPOST RH	532	532	532	532	532	532	532	532	532	532	532	532
0717000-4	PANEL-BAGGAGE DOOR	978	978	A24	A24	A30	A30	A27	A27	532	279	532	A27
1470089-14	MAPLIGHT ASSEMBLY	279	279	279	279	279	279	279	279	279	279	279	279


Cessna
illustrated parts catalog

MODEL 172 & P172

INTERIOR PAINTED OR PLASTIC PARTS

1972 MODEL YEAR

17259904 THRU 17260758

F17200805 THRU F17200904

INTERIOR COLOR

CODE

(From Finish and Trim Plate)

PART NUMBER	PART NAME	AF	AV	BF	BV	CF	CV	DF	DV	EL	FL	HL	DL
0413204-3	BRACKET-COMPASS	532	532	532	532	532	532	532	532	532	532	532	532
0413484-10	SHIELD-FRONT DOORPOST LH	532	532	532	532	532	532	532	532	532	532	532	532
0413527-4	COVER-RADIO CUTOUT	A59	A59	A59	A59	A59	A59	A59	A59	A59	A59	A59	A59
0413532-2	TRIM - RADIO COVER	A59	A59	A59	A59	A59	A59	A59	A59	A59	A59	A59	A59
0414013-7	SHIELD - INSTRUMENT LIGHT	532	532	532	532	532	532	532	532	532	532	532	532
0413013-9	COVER - INSTRUMENT LIGHT	532	532	532	532	532	532	532	532	532	532	532	532
0500210-42	PANEL-BAGGAGE COMPARTMENT REAR	978	978	A44	A44	A48	A48	A52	A52	532	279	532	A52
0500210-44	COVER-CENTER POST	532	532	532	532	532	532	532	532	532	532	532	532
0500210-95	COVER-BAGGAGE DOOR FRAME FWD	978	978	A44	A44	A48	A48	A52	A52	532	279	532	A52
0500210-96	COVER-BAGGAGE DOOR FRAME AFT	978	978	A44	A44	A48	A48	A52	A52	532	279	532	A52
0500210-97	PANEL-BAGGAGE	978	978	A44	A44	A48	A48	A52	A52	532	279	532	A52
0500210-108	COVER-COWL DECK	825	825	825	825	825	825	825	825	825	825	825	825
0500210-132	COVER-REAR WINDOW	532	532	532	532	532	532	532	532	532	532	532	532
0500210-135	MOULDING-REAR WINDOW	532	532	532	532	532	532	532	532	532	532	532	532
0500230-2	SHELF-BAGGAGE	970	970	A41	A41	A45	A45	A49	A49	531	156	531	A49
0500233-1	COVER-CONSOLE	978	978	A44	A44	A48	A48	A52	A52	279	279	279	A52
0500403-1	COVER-CONTROL YOKE	978	978	A44	A44	A48	A48	A52	A52	279	279	279	A52
0511470-4	PANEL - BAGGAGE COMPARTMENT REAR	978	978	A44	A44	A48	A48	A52	A52	532	279	532	532
0513076-19	COVER-SWITCH (172)	978	978	A44	A44	A48	A48	A52	A52	279	279	279	A52
0513076-20	COVER-SWITCH (F172)	978	978	A44	A44	A48	A48	A52	A52	279	279	279	A52
0513077-2	COVER-LOWER	978	978	A44	A44	A48	A48	A52	A52	279	279	279	A52
0513077-8	COVER-LOWER RH	978	978	A44	A44	A48	A48	A52	A52	279	279	279	A52
0513077-20	COVER-LH	A59	A59	A59	A59	A59	A59	A59	A59	A59	A59	A59	A59
0513077-21	COVER-LH (OPT.)	A59	A59	A59	A59	A59	A59	A59	A59	A59	A59	A59	A59
0513077-22	COVER - ENGINE INSTRUMENT	A59	A59	A59	A59	A59	A59	A59	A59	A59	A59	A59	A59
0513077-26	SPLICE PLATE	A59	A59	A59	A59	A59	A59	A59	A59	A59	A59	A59	A59
0513077-27	SPLICE PLATE (OPT)	A59	A59	A59	A59	A59	A59	A59	A59	A59	A59	A59	A59
0513423-2	COVER-RADIO SWITCH PANEL	A59	A59	A59	A59	A59	A59	A59	A59	A59	A59	A59	A59
0513438-1	DOOR ASSY - MAP CASE	978	978	A44	A44	A48	A48	A52	A52	279	279	279	A52
0514017-3	TRIM-SEAT	532	532	532	532	532	532	532	532	532	532	532	532
0514044-1	RETAINER-REAR SEAT BOTTOM	532	532	532	532	532	532	532	532	532	532	532	532
0514056-1	TRIM-REAR SEAT BACK	532	532	532	532	532	532	532	532	532	532	532	532
0514057-1	TRIM-REAR SEAT BACK	532	532	532	532	532	532	532	532	532	532	532	532
0514057-2	TRIM-REAR SEAT BACK	532	532	532	532	532	532	532	532	532	532	532	532
0514058-1	RETAINER-SEAT BOTTOM	532	532	532	532	532	532	532	532	532	532	532	532
0514064-1	RETAINER-SKYLIGHT	532	532	532	532	532	532	532	532	532	532	532	532
0514065-1	SHIELD-DOORPOST LH	978	978	A44	A44	A48	A48	A52	A52	532	279	532	A52
0514065-2	SHIELD-DOORPOST RH	978	978	A44	A44	A48	A48	A52	A52	532	279	532	A52
0514068-	COVER-SPEAKER	532	532	532	532	532	532	532	532	532	532	532	532
0514069-1	TIARA	532	532	532	532	532	532	532	532	532	532	532	532
0514071-1	COVER-WINDOW LH	532	532	532	532	532	532	532	532	532	532	532	532
0514071-2	COVER-WINDOW RH	532	532	532	532	532	532	532	532	532	532	532	532
0514076-1	TRIM-SEAT BACK	532	532	532	532	532	532	532	532	532	532	532	532
0514076-2	TRIM-SEAT BACK	532	532	532	532	532	532	532	532	532	532	532	532



INTERIOR PAINTED OR PLASTIC PARTS

1972 MODEL YEAR

17259904 THRU 17260758

F17200805 THRU F17200904

INTERIOR COLOR

CODE

(From Finish and Trim Plate)

PART NUMBER	PART NAME	AF	AV	BF	BV	CF	CV	DF	DV	EL	FL	HL	DL
0552132-1	COVER-NOSE CAP WINTERIZATION KIT	279	279	279	279	279	279	279	279	279	279	279	279
0552132-2	COVER-NOSE CAP WINTERIZATION KIT	279	279	279	279	279	279	279	279	279	279	279	279
0700100-193	RETAINER-UPHOLSTERY	970	970	A41	A41	A45	A45	A49	A49	532	156	531	A49
0700148-1	MAP LIGHT HOOD	193	193	193	193	193	193	193	193	193	193	193	193
0711133-62	SHIELD-FRONT DOORPOST RH	532	532	532	532	532	532	532	532	532	532	532	532
0714010-1	SKIRT - SEAT RH	532	532	532	532	532	532	532	532	532	552	532	532
0714010-2	SKIRT - SEAT LH	532	532	532	532	532	532	532	532	532	532	532	532
0717000-12	PANEL-BAGGAGE DOOR	978	978	A44	A44	A48	A48	A59	A59	532	279	532	A52
1470089-14	HOUSING MAP LIGHT	193	193	193	193	193	193	193	193	193	193	193	193

Cessna Illustrated parts catalog

MODEL 172 & P172

INTERIOR PAINTED OR PLASTIC PARTS
1973 MODEL YEAR


17260759 THRU 17261898

F17200905 THRU F17201034

INTERIOR COLOR
CODE

(From Finish and Trim Plate)

PART NUMBER	PART NAME	AF	AV	BF	BV	CF	CV	DF	DV	EL	FL	HL
0413484-12	SHIELD - FRONT DOORPOST LH	532	532	532	532	532	532	532	532	532	532	532
0413484-13	SHIELD - FRONT DOORPOST LH	532	532	532	532	532	532	532	532	532	532	532
0413531-4	COVER - RADIO CUTOUT	A59	A59	A59	A59	A59	A59	A59	A59	A59	A59	A59
0413532-2	TRIM - RADIO COVER	A59	A59	A59	A59	A59	A59	A59	A59	A59	A59	A59
0414013-9	COVER - INSTRUMENT LIGHT	532	532	532	532	532	532	532	532	532	532	532
0414013-7	SHIELD - INSTRUMENT LIGHT	532	532	532	532	532	532	532	532	532	532	532
0500210-42	PANEL - BAGGAGE COMPARTMENT REAR	978	978	A80	A80	A88	A88	A84	A84	532	279	532
0500210-44	COVER - CENTER POST	532	532	532	532	532	532	532	532	532	532	532
0500210-95	COVER - BAGGAGE DOOR FRAME FWD	978	978	A80	A80	A88	A88	A84	A84	532	279	532
0500210-96	COVER - BAGGAGE DOOR FRAME AFT	978	978	A80	A80	A88	A88	A84	A84	532	279	532
0500210-97	PANEL - BAGGAGE	978	978	A80	A80	A88	A88	A84	A84	532	279	532
0500210-108	COVER - COWL DECK	825	825	825	825	825	825	825	825	825	825	825
0500210-132	COVER - REAR WINDOW	532	532	532	532	532	532	532	532	532	532	532
0500210-135	MOULDING - REAR WINDOW	532	532	532	532	532	532	532	532	532	532	532
0500230-2	SHELF - BAGGAGE	970	970	A81	A81	A89	A89	A85	A85	531	156	531
0500233-1	COVER - CONSOLE	978	978	A80	A80	A88	A88	A84	A84	279	279	279
0500403-1	COVER - CONTROL YOKE	978	978	A80	A80	A88	A88	A84	A84	279	279	279
0511470-4	PANEL - BAGGAGE COMPARTMENT REAR	978	978	A80	A80	A88	A88	A84	A84	532	279	532
0513076-19	COVER - SWITCH (172)	978	978	A80	A80	A88	A88	A84	A84	279	279	279
0513077-2	COVER - LOWER	978	978	A80	A80	A88	A88	A84	A84	279	279	279
0513077-8	COVER - LOWER RH	978	978	A80	A80	A88	A88	A84	A84	279	279	279
0513438-1	COVER - MAP CASE DOOR	978	978	A80	A80	A88	A88	A84	A84	279	279	279
0513445-1	COVER - ENGINE INSTRUMENT	A59	A59	A59	A59	A59	A59	A59	A59	A59	A59	A59
0513445-5	COVER - LH	A59	A59	A59	A59	A59	A59	A59	A59	A59	A59	A59
0513445-9	SPLICE PLATE	A59	A59	A59	A59	A59	A59	A59	A59	A59	A59	A59
0513445-10	SPLICE PLATE (OPT.)	A59	A59	A59	A59	A59	A59	A59	A59	A59	A59	A59
0513446-1	COVER - RADIO SWITCH PANEL	A59	A59	A59	A59	A59	A59	A59	A59	A59	A59	A59
0514017-3	TRIM - SEAT	532	532	532	532	532	532	532	532	532	532	532
0514044-1	RETAINER - REAR SEAT BOTTOM	532	532	532	532	532	532	532	532	532	532	532
0514056-1	TRIM - REAR SEAT BACK	532	532	532	532	532	532	532	532	532	532	532
0514057-1	TRIM - REAR SEAT BACK	532	532	532	532	532	532	532	532	532	532	532
0514057-2	TRIM - REAR SEAT BACK	532	532	532	532	532	532	532	532	532	532	532
0514058-1	RETAINER - SEAT BOTTOM	532	532	532	532	532	532	532	532	532	532	532
0514064-1	RETAINER - SKYLIGHT	532	532	532	532	532	532	532	532	532	532	532
0514065-1	SHIELD - DOORPOST LH	978	978	A80	A80	A88	A88	A84	A84	532	279	532
0514065-2	SHIELD - DOORPOST RH	978	978	A80	A80	A88	A88	A84	A84	532	279	532
0514068-2	COVER - SPEAKER	532	532	532	532	532	532	532	532	532	532	532
0514069-1	TIARA	532	532	532	532	532	532	532	532	532	532	532
0514071-1	COVER - WINDOW LH	532	532	532	532	532	532	532	532	532	532	532
0514071-2	COVER - WINDOW RH	532	532	532	532	532	532	532	532	532	532	532
0514076-1	TRIM - SEAT BACK	532	532	532	532	532	532	532	532	532	532	532
0514083-1	TRIM - SEAT BACK	532	532	532	532	532	532	532	532	532	532	532



**INTERIOR PAINTED OR PLASTIC PARTS
1973 MODEL YEAR**


17260759 THRU 17261898

F17200905 THRU F17201034

**INTERIOR COLOR
CODE**

(From Finish and Trim Plate)

PART NUMBER	PART NAME	AF	AV	BF	BV	CF	CV	DF	DV	EL	FL	HL
0552132-1	COVER - NOSE CAP WINTERIZATION KIT	279	279	279	279	279	279	279	279	279	279	279
0552132-2	COVER - NOSE CAP WINTERIZATION KIT	279	279	279	279	279	279	279	279	279	279	279
0700100-193	RETAINER - UPHOLSTERY	970	970	A81	A81	A89	A89	A85	A85	532	156	531
0700148-1	MAP LIGHT HOOD	193	193	193	193	193	193	193	193	193	193	193
0711133-66	SHIELD - FRONT DOORPOST RH	532	532	532	532	532	532	532	532	532	532	532
0714010-1	SKIRT - SEAT LH	532	532	532	532	532	532	532	532	532	532	532
0714010-2	SKIRT - SEAT RH	532	532	532	532	532	532	532	532	532	532	532
0717000-12	PANEL - BAGGAGE DOOR	978	978	A80	A80	A88	A88	A84	A84	532	279	532
1470089-14	HOUSING MAP LIGHT	193	193	193	193	193	193	193	193	193	193	193



illustrated parts catalog

MODEL 172 & P172

INTERIOR PAINTED OR PLASTIC PARTS
1974 MODEL YEAR

17261899 THRU 17263458

F17201035 THRU F17201234

INTERIOR COLOR CODE
(From Finish and Trim Plate)

PART NUMBER	PART NAME	AF	BF	CF	DF	GF		
		AL	BV	CV	DV	GL	GV	EL
0413484-12	SHIELD - FRONT DOORPOST LH	532	532	532	532	532	532	532
0413484-13	SHIELD - FRONT DOORPOST LH	532	532	532	532	532	532	532
0413531-31	COVER - RADIO	A59	A59	A59	A59	A59	A59	A59
0413531-59	COVER - RADIO	A59	A59	A59	A59	A59	A59	A59
0414013-7	SHIELD - INSTRUMENT LIGHT	532	532	532	532	532	532	532
0414013-9	COVER - INSTRUMENT LIGHT	532	532	532	532	532	532	532
0500210-44	COVER - CENTER POST	532	532	532	532	532	532	532
0500210-95	COVER - BAGGAGE DOOR FRAME FWD	B40	B28	B32	B36	B24	532	279
0500210-97	PANEL - BAGGAGE	B40	B28	B32	B36	B24	532	279
0500210-108	COVER - COWL DECK	825	825	825	825	825	825	825
0500210-135	MOULDING - REAR WINDOW	532	532	532	532	532	532	532
0500233-4	COVER - CONSOLE	B40	B28	B32	B36	B24	532	279
0500403-1	COVER - CONTROL YOKE	B40	B28	B32	B36	B24	532	279
0513076-34	COVER ASSY - SWITCH PANEL	B40	B28	B32	B36	B24	532	279
0513077-8	COVER - LOWER RH	B40	B28	B32	B36	B24	532	279
0513077-28	COVER - INSTRUMENT PANEL LWR LH	B40	B28	B32	B36	B24	532	279
0513438-1	COVER - MAP CASE DOOR	B40	B28	B32	B36	B24	532	279
0513445-13	COVER ASSY - SHOCK PANEL	A59	A59	A59	A59	A59	A59	A59
0513445-22	COVER ASSY - RH INSTRUMENT PANEL	A59	A59	A59	A59	A59	A59	A59
0513445-23	SPLICE PLATE	A59	A59	A59	A59	A59	A59	A59
0513445-24	SPLICE PLATE (OPT)	A59	A59	A59	A59	A59	A59	A59
0513446-2	COVER - RADIO SWITCH PANEL	A59	A59	A59	A59	A59	A59	A59
0513446-4	COVER - RADIO SWITCH PANEL	A59	A59	A59	A59	A59	A59	A59
0514017-3	TRIM - SEAT	532	532	532	532	532	532	532
0514044-1	RETAINER - REAR SEAT BOTTOM	532	532	532	532	532	532	532
0514056-1	TRIM - REAR SEAT BACK	532	532	532	532	532	532	532
0514057-1	TRIM - REAR SEAT BACK	532	532	532	532	532	532	532
0514057-2	TRIM - REAR SEAT BACK	532	532	532	532	532	532	532
0514058-1	RETAINER - SEAT BOTTOM	532	532	532	532	532	532	532
0514064-1	RETAINER - SKYLIGHT	532	532	532	532	532	532	532
0514065-1	SHIELD - DOORPOST LH	532	532	532	532	532	532	532
0514065-2	SHIELD - DOORPOST RH	532	532	532	532	532	532	532
0514068-2	COVER - SPEAKER	532	532	532	532	532	532	532
0514069-1	TIARA	532	532	532	532	532	532	532
0514071-1	COVER - WINDOW LH	532	532	532	532	532	532	532
0514071-2	COVER - WINDOW RH	532	532	532	532	532	532	532
0514076-1	TRIM - SEAT BACK	532	532	532	532	532	532	532
0514083-1	TRIM - SEAT BACK	532	532	532	532	532	532	532
0515009-1	COVER ASSY - EMERGENCY LOCATOR TRANSMITTER	B40	B28	B32	B36	B24	532	279
0515010-10	TRAY - FWD SHOULDER HARNESS	532	532	532	532	532	532	532
0515012-1	PANEL - BAGGAGE COMPARTMENT LWR FWD	B40	B28	B32	B36	B24	532	279
0515012-2	MOULDING - BAGGAGE COMPARTMENT	B40	B28	B32	B36	B24	532	279
0515014-1	COVER - REAR WINDOW	532	532	532	532	532	532	532
0515015-1	PANEL - BAGGAGE COMPARTMENT UPPER	B40	B28	B32	B36	B24	532	279
0515018-1	COVER - BAGGAGE DOOR FRAME AFT	B40	B28	B32	B36	279	B24	532
0515019-3	PANEL - BAGGAGE COMPARTMENT UPPER AFT	B40	B28	B32	B36	B24	532	279




**INTERIOR PAINTED OR PLASTIC PARTS
1974 MODEL YEAR**

17261899 THRU 17263458

F17201035 THRU F17201234

**INTERIOR COLOR CODE
(From Finish and Trim Plate)**

PART NUMBER	PART NAME	AF	BF	CF	DF	GF		
		AL	BV	CV	DV	GL	EL	FL
		AV	BV	CV	DV	GV	EL	FL
0700148-1	MAPLIGHT HOOD	193	193	193	193	193	193	193
0711133-66	SHIELD - FRONT DOORPOST RH	532	532	532	532	532	532	532
0714010-1	SKIRT - SEAT LH	532	532	532	532	532	532	532
0714010-2	SKIRT - SEAT RH	532	532	532	532	532	532	532
0717000-12	PANEL - BAGGAGE DOOR	B40	B28	B32	B36	B24	532	279
1470089-14	HOUSING - MAPLIGHT	193	193	193	193	193	193	193


Cessna illustrated parts catalog

MODEL 172 & P172

This page intentionally left blank.

 **ALPHABETICAL INDEX**

ALPHABETICAL INDEX

NOMENCLATURE	FIGURE	NOMENCLATURE	FIGURE
A		A (Cont)	
ACCESSORY KITS-SEE ACCESSORY KIT CATALOG		AIRBOX FILTER.125
ACTUATOR FLAP.159	AIR SPEED INDICATOR101
ACTUATOR SEAT BACK91	AIR SPEED INDICATOR102
ADAPTER FUEL TANK.16	AIR SPEED INDICATOR103
ADAPTER FUEL TANK.17	AIR SPEED INDICATOR104
ADAPTER OIL FILTER163	AIR SPEED INDICATOR105
ADAPTER OIL FILTER164	AIR SPEED INDICATOR106
ADAPTER OIL FILTER WRENCH.163	AIR SPEED INDICATOR161
ADAPTER OIL TEMPERATURE125	AIR SPEED INDICATOR TRUE102
ADAPTER OIL TEMPERATURE126	AIR SPEED INDICATOR TRUE103
ADAPTER OIL TEMPERATURE GAGE125	AIR SPEED INDICATOR TRUE104
ADAPTOR OIL TEMPERATURE123	AIR SPEED INDICATOR TRUE105
ADHESIVE GASKET.1	AIR SPEED INDICATOR TRUE106
AFT CARPET84	ALTERNATE STATIC SOURCE PLACARD.2
AFT CARPET85	ALTERNATE STATIC SOURCE PLACARD.3
AFT SECTION FUSELAGE49	ALTERNATOR127
AFT SECTION SKIN52	ALTERNATOR128
AILERON.19	ALTERNATOR191
AILERON BALANCE WEIGHT19	ALTERNATOR203
AILERON BELLCRANK.19	ALTERNATOR BELT.123
AILERON BELLCRANK.149	ALTERNATOR BELT.191
AILERON BELLCRANK.150	ALTERNATOR DRIVE127
AILERON CABLE.149	ALTERNATOR DRIVE203
AILERON CABLE.150	ALTIMETER.101
AILERON CABLE.151	ALTIMETER.102
AILERON CARRY THRU BAR149	ALTIMETER.103
AILERON CARRY THRU TUBE149	ALTIMETER.104
AILERON CHAIN SPROCKET147	ALTIMETER.105
AILERON CONTROL SYSTEM149	ALTIMETER.161
AILERON CONTROL SYSTEM150	ALTIMETER SENSITIVE.103
AILERON HINGE.19	ALTIMETER SENSITIVE.104
AILERON PULLEY BRACKET6	ALTIMETER SENSITIVE.105
AILERON PULLEY BRACKET8	AMMETER.101
AILERON PULLEY BRACKET46	AMMETER.102
AILERON PULLEY BRACKET47	AMMETER.103
AILERON PUSH PULL ROD.19	AMMETER.104
AILERON PUSH PULL ROD.149	AMMETER.105
AILERON PUSH PULL ROD.150	AMMETER.106
AILERON RIB.19	ARMREST.72
AILERON SERVO.151	ARMREST.73
AIR BOX.126	ARMREST.74
AIR FILTER121	ARMREST.75
AIR FILTER123	ARMREST.76
AIR FILTER178	ARMREST.84
AIR FILTER179	ARMREST.85
AIR FILTER182	ARMREST BRACKET.49
AIR FILTER183	ARMREST BRACKET.75
AIR FILTER184	ARMREST BRACKET.76
AIR FILTER185	ASH RECEIVER87
AIR INLET.31	ASH RECEIVER88
AIR OUTLET CAP138	ASH RECEIVER90
AIR OUTLET CAP139	ASH RECEIVER91
AIR SCOOP.11	ASH RECEIVER93
AIR SCOOP.115	ASH RECEIVER SEAT BACK87
AIR SCOOP.116	ASH RECEIVER SEAT BACK88
AIR SCOOP.117	ASH RECEIVER SEAT BACK90
AIR SCOOP.118	ASH TRAY84
AIR SCOOP.119	ASH TRAY85
AIR SCOOP.120	ASSIST HANDLE.110
AIR SCOOP.121	ASSIST STRAP82
AIR SPEED INDICATOR.103	ASSIST STRAP83
AIR SPEED INDICATOR.104	ATTITUDE GYRO.183
AIR TEMPERATURE GAGE CARBURETOR.186	AUTO PILOT-NAVOMATIC SEE ELECTRONICS MANUAL.	
AIR VENT139	AUXILIARY FUEL GAGE.102
AIR VENT OUTSIDE138	AUXILIARY FUEL GAGE.104
AIR VENT OUTSIDE139	AUXILIARY FUEL GAGE.172
AIRBOX123	AUXILIARY FUEL TANK.172
AIRBOX125	AUXILIARY SEAT97

ALPHABETICAL INDEX

NOMENCLATURE	FIGURE	NOMENCLATURE	FIGURE
A (Cont)		B (Cont)	
AUXILIARY SEAT	93	BEACON LIGHT FLASHING	201
AXLE	67	BEACON ROTATING	200
AXLE	68	BELLCRANK AILERON	19
AXLE BOLT BUCKET	56	BELLCRANK AILERON	149
AXLE BOLT FERRULE	55	BELLCRANK AILERON	150
AXLE MAIN LANDING GEAR	67	BELLCRANK ELEVATOR	35
AXLE MAIN LANDING GEAR	68	BELLCRANK ELEVATOR	154
AXLE NOSE WHEEL SPACER	55	BELLCRANK ELEVATOR	155
AXLE SPACER	55	BELT ALTERNATOR	123
AXLE SPACER	56	BELT ALTERNATOR	191
		BELT EXTENSION	109
		BELT FRONT SEAT	87
		BELT FRONT SEAT SAFETY	108
		BELT REAR SEAT	95
		BELT REAR SEAT	108
		BELT SEAT	88
		BLAST TUBE	125
		BLAST TUBE	133
		BLAST TUBE	187
		BLAST TUBE GENERATOR	136
		BLAST TUBE SUPPORT	203
		BLOCK FUSELAGE SPAR	34
		BLOCK FUSELAGE SPAR	35
		BOARD DIODE	190
		BOARD DIODE	191
		BOARD DIODE	205
		BONDING STRAP	125
		BONDING STRAP ENGINE MOUNT	125
		BOOT STEERING LINK	31
		BOOT STEERING LINK	32
		BOOT STEERING LINK	33
		BOTTOM REAR SEAT	95
		BOWL FUEL STRAINER	169
		BOWL FUEL STRAINER	170
		BOX AIR	126
		BOX BATTERY	53
		BOX BATTERY	54
		BOX MAP	107
		BRACE EXHAUST STACK	125
		BRAKE	69
		BRAKE	70
		BRAKE	71
		BRAKE & RUDDER PEDAL	145
		BRAKE CYLINDER	145
		BRAKE CYLINDER BRACKET	145
		BRAKE DISC	69
		BRAKE DISC	70
		BRAKE HOUSING	69
		BRAKE HOUSING	142
		BRAKE HOUSING	143
		BRAKE HOUSING	144
		BRAKE LINE	67
		BRAKE LINE	68
		BRAKE LINE	142
		BRAKE LINE	143
		BRAKE LINE	144
		BRAKE LINING	69
		BRAKE LINING	71
		BRAKE PARKING	142
		BRAKE PARKING	143
		BRAKE PARKING	144
		BRAKE PEDAL	145
		BRAKE SYSTEM	142
		BRAKE SYSTEM	143
		BRAKE SYSTEM	144
		BREAKER CIGAR LIGHTER CIRCUIT	103
		BREAKER CIGAR LIGHTER CIRCUIT	104
		BREAKER CIGAR LIGHTER CIRCUIT	105
BAFFLE INTER CYLINDER	133		
BAFFLE INTER CYLINDER	136		
BAFFLE SEAL	134		
BAFFLE SEAL	135		
BAFFLES ENGINE	134		
BAFFLES ENGINE	135		
BAGGAGE COMPARTMENT PANEL	84		
BAGGAGE COMPARTMENT PANEL	85		
BAGGAGE DOOR	49		
BAGGAGE DOOR	80		
BAGGAGE DOOR	81		
BAGGAGE DOOR HANDLE	84		
BAGGAGE DOOR HANDLE	85		
BAGGAGE DOOR HINGE	80		
BAGGAGE DOOR HINGE	81		
BAGGAGE DOOR JAMB	49		
BAGGAGE DOOR LATCH	80		
BAGGAGE DOOR LATCH	81		
BAGGAGE DOOR LATCH PLATE	80		
BAGGAGE DOOR LATCH PLATE	81		
BAGGAGE DOOR PANEL	84		
BAGGAGE DOOR STOP	49		
BAGGAGE LOAD LIMIT PLACARD	84		
BAGGAGE NET	84		
BAGGAGE NET	85		
BAGGAGE PLACARD	2		
BAGGAGE PLACARD	3		
BAGGAGE PLACARD	84		
BAGGAGE PLACARD	85		
BAGGAGE PLACARD	172		
BAGGAGE SHELF	82		
BAGGAGE SHELF	83		
BARREL SHIMMY DAMPENER	64		
BARREL SHIMMY DAMPENER	65		
BARREL SHIMMY DAMPENER	66		
BARREL TURNBUCKLE	149		
BARREL TURNBUCKLE	150		
BARREL TURNBUCKLE	154		
BATTERY	192		
BATTERY BOX	53		
BATTERY BOX	54		
BATTERY BOX BASE	54		
BATTERY BOX LID	53		
BATTERY CABLE	191		
BATTERY CABLE	192		
BATTERY CONTACTOR	191		
BATTERY GROUND STRAP	190		
BATTERY GROUND STRAP	191		
BATTERY GROUND STRAP	192		
BATTERY KIT	190		
BATTERY KIT	191		
BATTERY KIT	192		
BEACON LIGHT FLASHER	201		

ALPHABETICAL INDEX

NOMENCLATURE	FIGURE	NOMENCLATURE	FIGURE
B(Cont)		C(Cont)	
BREAKER CIGAR LIGHTER CIRCUIT106	CABIN VENTILATION SYSTEM139
BREATHER LINE125	CABLES-CONTROL-SEE APPLICABLE SYSTEM	
BREATHER LINE126	CAM DOOR LOCK	73
BREATHER TUBE INSULATION123	CAM SEAT BACK	91
BREATHER TUBE INSULATION137	CAM SEAT BACK	95
BULB	4	CAP AIR OUTLET138
BULB101	CAP AIR OUTLET139
BULB200	CAP FUEL	5
BULB ALSO SEE LIGHTS		CAP FUEL TANK	16
BULB WING POSITION LIGHT	4	CAP FUEL TANK	17
BULK ITEMS-LIST OF	1	CAP GAS172
BULKHEAD FRONT DOORPOST	34	CAP HUB	55
BULKHEAD FRONT DOORPOST	35	CAP LOWER NOSE115
BULKHEAD LANDING GEAR	46	CAP LOWER NOSE116
BULKHEAD LANDING GEAR	47	CAP LOWER NOSE119
BULKHEAD TUNNEL AFT	28	CAP LOWER NOSE120
BUTTON STATIC SOURCE	33	CAP LOWER NOSE121
BUTTON STATIC SOURCE161	CAP NOSE118
		CAP NOSE121
		CAP NOSE GEAR HUB	55
C		CAP UPPER NOSE116
CABIN AIR CONTROL	99	CAP UPPER NOSE117
CABIN AIR CONTROL100	CAP UPPER NOSE119
CABIN AIR CONTROL102	CAP UPPER NOSE120
CABIN AIR CONTROL103	CARBURETOR127
CABIN AIR CONTROL104	CARBURETOR128
CABIN AIR CONTROL105	CARBURETOR186
CABIN AIR CONTROL106	CARBURETOR AIR FILTER115
CABIN AIR CONTROL138	CARBURETOR AIR FILTER116
CABIN AIR VENT ELBOW138	CARBURETOR AIR FILTER117
CABIN AIR VENT ELBOW139	CARBURETOR AIR FILTER118
CABIN AIR VENT SCOOP	10	CARBURETOR AIR FILTER119
CABIN DOOR LH	72	CARBURETOR AIR FILTER120
CABIN DOOR LH	73	CARBURETOR AIR FILTER126
CABIN DOOR RH	74	CARBURETOR AIR FILTER127
CABIN DOOR RH	75	CARBURETOR AIR FILTER SEAL123
CABIN DOOR RH	76	CARBURETOR AIR FILTER SEAL125
CABIN DOOR STRUCTURE	72	CARBURETOR AIR INTAKE FILTER115
CABIN DOOR STRUCTURE	73	CARBURETOR AIR INTAKE FILTER116
CABIN DOOR STRUCTURE	74	CARBURETOR AIR INTAKE FILTER117
CABIN DOOR STRUCTURE	75	CARBURETOR AIR INTAKE FILTER118
CABIN DOOR STRUCTURE	76	CARBURETOR AIR INTAKE FILTER119
CABIN HEAT CONTROL	99	CARBURETOR AIR INTAKE FILTER120
CABIN HEAT CONTROL100	CARBURETOR AIR TEMPERATURE GAGE101
CABIN HEAT CONTROL102	CARBURETOR AIR TEMPERATURE GAGE102
CABIN HEAT CONTROL103	CARBURETOR AIR TEMPERATURE GAGE103
CABIN HEAT CONTROL104	CARBURETOR AIR TEMPERATURE GAGE104
CABIN HEAT CONTROL105	CARBURETOR AIR TEMPERATURE GAGE105
CABIN HEAT CONTROL106	CARBURETOR AIR TEMPERATURE GAGE106
CABIN HEAT CONTROL122	CARBURETOR AIR TEMPERATURE GAGE186
CABIN HEAT CONTROL140	CARBURETOR HEAT CONTROL	99
CABIN HEAT CONTROL141	CARBURETOR HEAT CONTROL100
CABIN HEAT CONTROL141	CARBURETOR HEAT CONTROL102
CABIN HEATING140	CARBURETOR HEAT CONTROL103
CABIN HEATING141	CARBURETOR HEAT CONTROL104
CABIN HEATING & DEFROSTING SYSTEM140	CARBURETOR HEAT CONTROL105
CABIN HEATING & DEFROSTING SYSTEM141	CARBURETOR HEAT CONTROL106
CABIN TOP	28	CARBURETOR HEAT CONTROL122
CABIN TOP	29	CARBURETOR HEAT CONTROL124
CABIN TOP	30	CARBURETOR MIXTURE CONTROL124
CABIN TOP & FIREWALL UPHOLSTERY	82	CARBURETOR TO STRAINER HOSE125
CABIN TOP & FIREWALL UPHOLSTERY	83	CARBURETOR TO STRAINER HOSE126
CABIN TOP UPHOLSTERY	83	CARD COMPASS101
CABIN TOP UPHOLSTERY	83	CARD COMPASS102
CABIN UPHOLSTERY	84	CARGO TIE DOWN EYEBOLT108
CABIN UPHOLSTERY	85	CARGO TIE DOWN SLIDE108
CABIN VENTILATION SYSTEM138	CARPET	84
		CARPET	85

ALPHABETICAL INDEX

NOMENCLATURE	FIGURE	NOMENCLATURE	FIGURE
C (Cont)		C (Cont)	
CARPET AFT	84	CLUSTER INSTRUMENT104
CARPET AFT	85	CLUSTER INSTRUMENT105
CARPET FLOORBOARD	84	CLUSTER INSTRUMENT106
CARPET FORWARD	84	CLUTCH ROTARY	49
CARPET FORWARD	85	CO PILOT SEAT	91
CARPET TUNNEL	84	COLOR CHART-PAINT	SEE PAGE iii
CARPET TUNNEL	85	COMPASS108
CASE MAP107	COMPASS BRACKET	32
CATALOG-HOW TO USE	SEE INTRODUCTION.	COMPASS BRACKET	33
CATCH MAGNETIC107	COMPASS CARD101
CENTER SECTION FLOORBOARD	30	COMPASS CARD102
CENTER SECTION SPAR	44	COMPASS CARD COVER101
CENTER SECTION SPAR	45	COMPASS CARD COVER102
CESSNA NAMEPLATE	2	COMPASS CARD RETAINER101
CESSNA PLACARD	2	COMPASS CARD RETAINER102
CESSNA PLACARD	3	COMPASS CORRECTION PLACARD	2
CESSNA PLACARD200	COMPASS CORRECTION PLACARD	3
CHAIN TAB CONTROL156	COMPASS CORRECTION PLACARD103
CHAIN TAB CONTROL157	COMPASS CORRECTION PLACARD104
CHARGE INDICATOR LIGHT102	COMPASS CORRECTION PLACARD105
CHECK LIST PILOTS	3	COMPASS CORRECTION PLACARD106
CHECK VALVE172	COMPASS MOUNTING BRACKET	31
CIGAR LIGHTER	99	COMPONENTS & ACCESSORIES ENGINE127
CIGAR LIGHTER100	COMPONENTS ENGINE127
CIGAR LIGHTER102	COMPONENTS ENGINE128
CIGAR LIGHTER103	COMPONENTS FRONT SECTION TUNNEL	37
CIGAR LIGHTER104	CONSOLE COVER	84
CIGAR LIGHTER105	CONSOLE COVER	85
CIGAR LIGHTER106	CONSOLE STRUCTURE	38
CIGAR LIGHTER KNOB102	CONTACTOR190
CIGAR LIGHTER KNOB103	CONTACTOR BATTERY191
CIGAR LIGHTER KNOB104	CONTACTOR EXTERNAL POWER191
CIGAR LIGHTER KNOB105	CONTACTOR MASTER SOLENOID192
CIGAR LIGHTER KNOB106	CONTACTOR STARTER127
CIRCUIT BREAKER	99	CONTACTOR STARTER190
CIRCUIT BREAKER100	CONTACTOR STARTER191
CIRCUIT BREAKER102	CONTINENTAL ENGINE122
CIRCUIT BREAKER103	CONTINENTAL ENGINE125
CIRCUIT BREAKER104	CONTINENTAL ENGINE126
CIRCUIT BREAKER105	CONTROL CABLES-SEE INDIVIDUAL SYSTEM
CIRCUIT BREAKER106	CONTROL SYSTEMS-SEE INDIVIDUAL SYSTEMS
CIRCUIT BREAKER161	CONTROL WHEEL SEE WHEEL-CONTROL
CIRCUIT BREAKER190	CONTROL-PUSH/PULL-SEE ENGINE INSTL
CIRCUIT BREAKER200	CONTROL-PUSH/PULL-SEE INSTRUMENT PANEL
CIRCUIT BREAKER201	COOLER OIL123
CIRCUIT BREAKER CIGAR LIGHTER103	COOLER OIL187
CIRCUIT BREAKER CIGAR LIGHTER104	COORDINATOR TURN103
CIRCUIT BREAKER CIGAR LIGHTER105	COORDINATOR TURN104
CIRCUIT BREAKER CIGAR LIGHTER106	COORDINATOR TURN105
CLIP DOOR HANDLE	72	CORD TOW HOOK108
CLIP DOOR HANDLE	73	COURTESY LIGHT199
CLIP DOOR HANDLE	74	COURTESY LIGHT SHIELD199
CLIP DOOR HANDLE	75	COWL DECK COVER	82
CLIP DOOR HANDLE	76	COWL DECK COVER	83
CLIP UPHOLSTERY	72	COWL DOOR117
CLIP UPHOLSTERY	73	COWL DOOR118
CLIP UPHOLSTERY	74	COWL DOOR119
CLIP UPHOLSTERY	75	COWL ENGINE115
CLIP UPHOLSTERY	76	COWL ENGINE116
CLOCK101	COWL ENGINE117
CLOCK ELECTRIC101	COWL ENGINE118
CLOCK ELECTRIC102	COWL ENGINE119
CLOCK ELECTRIC103	COWL ENGINE120
CLOCK ELECTRIC104	COWL ENGINE121
CLOCK ELECTRIC105	COWL FLAP121
CLOCK ELECTRIC106	COWL FLAP CONTROL BRACKET121
CLOCK FUSE190	COWL FLAPS CONTROL100
CLOCK FUSE191	COWL FLAPS CONTROL124

ALPHABETICAL INDEX

NOMENCLATURE

FIGURE

NOMENCLATURE

FIGURE

C (Cont)

COWL LOWER115
COWL LOWER116
COWL LOWER117
COWL LOWER119
COWL LOWER120
COWL LOWER121
COWL UPPER115
COWL UPPER116
COWL UPPER117
COWL UPPER119
COWL UPPER120
COWL UPPER121
CUP FUEL SAMPLER	18
CUP HOLDER108
CYLINDER BRAKE145
CYLINDER HEAD TEMP GAGE100
CYLINDER HEAD TEMPERATURE GAGE101
CYLINDER MASTER BRAKE146

D

DAMPENER SHIMMY	64
DAMPENER SHIMMY	65
DAMPENER SHIMMY	66
DEADENER SOUND	1
DECAL TAB POSITION INDICATOR156
DECALS-SEE PLACARDS	
DECK SKIN	33
DEFLECTOR136
DEFROSTER NOZZLE141
DETECTOR NAV LIGHT	4
DIMMING TRANSISTORIZED LIGHT191
DIODE104
DIODE190
DIODE191
DIODE BOARD190
DIODE BOARD191
DIODE BOARD205
DIODE MASTER SWITCH105
DIRECTIONAL GYRO101
DIRECTIONAL GYRO102
DIRECTIONAL GYRO103
DIRECTIONAL GYRO104
DIRECTIONAL GYRO105
DIRECTIONAL GYRO106
DIRECTIONAL GYRO176
DIRECTIONAL GYRO177
DIRECTIONAL GYRO178
DIRECTIONAL GYRO179
DIRECTIONAL GYRO180
DIRECTIONAL GYRO181
DIRECTIONAL GYRO182
DIRECTIONAL GYRO183
DIRECTIONAL GYRO184
DIRECTIONAL GYRO185
DISC BRAKE	69
DISC BRAKE	70
DISTRIBUTOR PRIMER174
DOME LIGHT SWITCH194
DOME LIGHT SWITCH195
DOME SPINNER112
DOOR BAGGAGE	49
DOOR BAGGAGE	80
DOOR BAGGAGE	81
DOOR CATCH STOP	6
DOOR CATCH STOP	8

D (Cont)

DOOR COWL117
DOOR COWL118
DOOR COWL119
DOOR FRAME	28
DOOR FRAME	29
DOOR FRAME	30
DOOR GROUND SERVICE PLUG205
DOOR HANDLE	73
DOOR HANDLE	74
DOOR HANDLE	75
DOOR HANDLE	76
DOOR HANDLE CLIP	72
DOOR HANDLE CLIP	73
DOOR HANDLE CLIP	74
DOOR HANDLE CLIP	75
DOOR HANDLE CLIP	76
DOOR HANDLE ESCUTCHEON	72
DOOR HANDLE ESCUTCHEON	73
DOOR HANDLE ESCUTCHEON	74
DOOR HANDLE ESCUTCHEON	74
DOOR HANDLE PLACARD	2
DOOR HANDLE PLACARD	3
DOOR HANDLE PLACARD	73
DOOR HANDLE PLACARD	75
DOOR HANDLE PLACARD	76
DOOR HANDLE PLACARD	76
DOOR HINGE	72
DOOR HINGE	73
DOOR HINGE	74
DOOR HINGE	75
DOOR HINGE	76
DOOR LATCH	55
DOOR LATCH	68
DOOR LATCH	72
DOOR LATCH	73
DOOR LATCH	74
DOOR LATCH	75
DOOR LATCH	77
DOOR LATCH	78
DOOR LATCH118
DOOR LATCH119
DOOR LATCH120
DOOR LATCH BRACKET	77
DOOR LATCH HANDLE	78
DOOR LH CABIN	72
DOOR LH CABIN	73
DOOR LOCK	72
DOOR LOCK	73
DOOR LOCK	80
DOOR LOCK	81
DOOR MAP CASE107
DOOR OUTSIDE AIR	31
DOOR OUTSIDE AIR	32
DOOR OUTSIDE AIR	33
DOOR RH CABIN	74
DOOR RH CABIN	75
DOOR RH CABIN	76
DOOR SIDE AIR VENT138
DOOR SIDE AIR VENT139
DOOR SILL	28
DOOR SILL	29
DOOR SILL	30
DOOR UPPER COWL119
DOOR UPPER COWL120
DOOR WINDOW	72
DOOR WINDOW	73
DOOR WINDOW	76
DOORPOST	34
DOORPOST	35
DOORPOST SHIELD	83

ALPHABETICAL INDEX

NOMENCLATURE	FIGURE	NOMENCLATURE	FIGURE
D (Cont)		E (Cont)	
DORSAL	49	ENGINE COMPONENTS	127
DORSAL FIN	50	ENGINE COMPONENTS	128
DOWEL HUB ALIGNMENT	114	ENGINE COMPONENTS & ACCESSORIES	127
DRAIN VALVE	169	ENGINE CONTINENTAL	122
DRAIN VALVE	172	ENGINE CONTINENTAL	125
DRIVE ALTERNATOR	127	ENGINE CONTINENTAL	126
DRIVE ALTERNATOR	203	ENGINE COWL	115
DUAL BRAKE HUB	145	ENGINE COWL	116
DUCT HEATER	39	ENGINE COWL	117
DUCT HEATER	40	ENGINE COWL	118
DUCT HEATER	41	ENGINE COWL	119
DUCT HEATER	42	ENGINE COWL	120
		ENGINE COWL	121
E		ENGINE MOUNT	39
ELBOW CABIN AIR VENT	138	ENGINE MOUNT	40
ELBOW CABIN AIR VENT	139	ENGINE MOUNT	42
ELECTRIC CLOCK	101	ENGINE MOUNT	123
ELECTRIC CLOCK	102	ENGINE MOUNT	125
ELECTRIC CLOCK	103	ENGINE MOUNT	126
ELECTRIC CLOCK	104	ENGINE MOUNT BRACKET	31
ELECTRIC CLOCK	105	ENGINE MOUNT BRACKET	189
ELECTRIC CLOCK	106	ENGINE MOUNT STRINGER	31
ELECTRIC CLOCK FUSEHOLDER	192	ENGINE MOUNT STRINGER	32
ELECTRICAL EQUIPMENT	190	ENGINE MOUNT STRINGER	33
ELECTRICAL EQUIPMENT	191	ENGINE OIL PLACARD	2
ELECTRICAL EQUIPMENT FUSELAGE	192	ENGINE OIL PLACARD	3
ELECTRONIC EQUIPMENT—SEE ELECTRONICS MANUAL		ENGINE PRIMER	105
ELEMENT FILTER	178	ENGINE PRIMER	165
ELEMENT FILTER	179	ENGINE PRIMER	166
ELEMENT FILTER	182	EQUIPMENT ELECTRICAL	190
ELEMENT FILTER	183	EQUIPMENT ELECTRICAL	191
ELEMENT FILTER	184	EQUIPMENT FUSELAGE	108
ELEMENT FILTER	185	EQUIPMENT WINTERIZATION	137
ELEMENT KIT FILTER	163	ESCUTCHEON DOOR HANDLE	72
ELEMENT KIT FILTER	164	ESCUTCHEON DOOR HANDLE	73
ELEMENT KIT FILTER	187	ESCUTCHEON DOOR HANDLE	74
ELEVATOR	26	ESCUTCHEON SILENCER	139
ELEVATOR BALANCE WEIGHT	26	EXHAUST STACK	131
ELEVATOR BELLCRANK	35	EXHAUST STACK BRACE	125
ELEVATOR BELLCRANK	154	EXHAUST STACK LH	131
ELEVATOR BELLCRANK	155	EXHAUST SYSTEM	132
ELEVATOR BELLCRANK BRACKET	34	EXPANDED TIRE	108
ELEVATOR CABLE	154	EXTENSION BELT	109
ELEVATOR CABLE	155	EXTENSION VALVE	55
ELEVATOR CONTROL SYSTEM	154	EXTENSION VALVE	67
ELEVATOR CONTROL SYSTEM	155	EXTENSION VALVE	68
ELEVATOR TAB STOP BLOCK	156	EXTERNAL POWER CONTACTOR	191
ELEVATOR TAB STOP BLOCK	157	EXTERNAL POWER FUSE	190
ELEVATOR TIP	26	EXTERNAL POWER FUSE	191
ELEVATOR TRIM CONTROL	156	EXTINGUISHER FIRE	108
ELEVATOR TRIM CONTROL	157	EYEBOLT	84
ELEVATOR TRIM CONTROL SYSTEM	156	EYEBOLT	85
ELEVATOR TRIM CONTROL SYSTEM	157	EYEBOLT	108
ELEVATOR TRIM INDICATOR	157	EYEBOLT	187
ELEVATOR TRIM SUPPORT	38	EYEBOLT CARGO TIE DOWN	108
ELEVATOR TRIM TAB	25	EYEBOLT HOISTING	108
ELEVATOR TRIM TAB ACTUATOR	25	EYEBOLT MOORING	31
ENGINE	123	EYEBOLT MOORING	32
ENGINE	124	EYEBOLT MOORING	33
ENGINE	125	EYEBOLT MOORING	52
ENGINE	126	EYEBROW INSTRUMENT PANEL	105
ENGINE BAFFLE	133	EYEBROW INSTRUMENT PANEL	106
ENGINE BAFFLE	136		
ENGINE BAFFLES	134	F	
ENGINE BAFFLES	135	FAIRING MAIN LANDING GEAR SPEED	67



ALPHABETICAL INDEX

NOMENCLATURE	FIGURE	NOMENCLATURE	FIGURE
F (Cont)		F (Cont)	
FAIRING NOSE GEAR SPEED.	55	FIREWALL	40
FAIRING SCRAPER.	67	FIREWALL	41
FAIRING SCRAPER.	68	FIREWALL	42
FAIRING SPEED.	55	FIREWALL	189
FAIRING SPEED.	67	FIREWALL GROMMETS.	43
FAIRING TAILCONE	52	FITTINGS FLOATPLANE.	187
FAIRING WHEEL.	67	FLANGE STATIC SOURCE	31
FAIRING WHEEL.	68	FLAP	20
FAIRING WING	4	FLAP ACTUATOR.	159
FELT GREASE SEAL	70	FLAP ACTUATOR MOTOR.	159
FERRULE AXLE BOLT.	55	FLAP ATTACHMENT ROLLER	20
FILLER NECK.	16	FLAP ATTACHMENT ROLLER BUSHING	20
FILLER NECK.	17	FLAP BELLCRANK BRACKET	6
FILLER NECK.	172	FLAP BELLCRANK BRACKET	8
FILLER NECK FUEL TANK.	16	FLAP CABLE	159
FILLER NECK FUEL TANK.	17	FLAP CONTROL BRACKET	20
FILLET WING.	27	FLAP CONTROL SYSTEM.	158
FILTER AIR	121	FLAP COWL.	121
FILTER AIR	123	FLAP INDICATOR	102
FILTER AIR	178	FLAP INDICATOR	103
FILTER AIR	179	FLAP INDICATOR	104
FILTER AIR	182	FLAP INDICATOR	105
FILTER AIR	183	FLAP INDICATOR	106
FILTER AIR	184	FLAP KNOB.	105
FILTER AIR	185	FLAP KNOB.	106
FILTER AIRBOX.	125	FLAP MOTOR HINGE	159
FILTER CARBURETOR AIR.	115	FLAP POSITION TRANSMITTER ARM.	159
FILTER CARBURETOR AIR.	116	FLAP PULLEY BRACKET.	6
FILTER CARBURETOR AIR.	117	FLAP PULLEY BRACKET.	8
FILTER CARBURETOR AIR.	118	FLAP PULLEY BRACKET.	27
FILTER CARBURETOR AIR.	119	FLAP PULLEY BRACKET.	28
FILTER CARBURETOR AIR.	120	FLAP PULLEY BRACKET.	46
FILTER CARBURETOR AIR.	126	FLAP PUSH PULL ROD	20
FILTER CARBURETOR AIR.	127	FLAP PUSH ROD.	20
FILTER CARBURETOR AIR INTAKE	115	FLAP RETRACT CABLE	159
FILTER CARBURETOR AIR INTAKE	116	FLAP SWITCH.	102
FILTER CARBURETOR AIR INTAKE	117	FLAP SWITCH.	103
FILTER CARBURETOR AIR INTAKE	118	FLAP SWITCH.	104
FILTER CARBURETOR AIR INTAKE	119	FLAP SWITCH.	105
FILTER CARBURETOR AIR INTAKE	120	FLAP SWITCH.	106
FILTER ELEMENT	178	FLAP SWITCH.	159
FILTER ELEMENT	179	FLAP SWITCH KNOB	102
FILTER ELEMENT	182	FLAP SWITCH KNOB	103
FILTER ELEMENT	183	FLAP SWITCH KNOB	104
FILTER ELEMENT	184	FLAP SYSTEM ELECTRIC	159
FILTER ELEMENT	185	FLASHER BEACON LIGHT	201
FILTER ELEMENT KIT	163	FLASHER NAVIGATION LIGHT	190
FILTER ELEMENT KIT	164	FLASHER NAVIGATION LIGHT	192
FILTER ELEMENT KIT	187	FLASHING BEACON LIGHT.	201
FILTER FUEL STRAINER	169	FLASHING BEACON SWITCH	103
FILTER FUEL STRAINER	170	FLASHING BEACON SWITCH	105
FILTER FULL FLOW OIL	187	FLOATPLANE FITTINGS.	187
FILTER NOISE	191	FLOORBOARD	28
FILTER NOISE	203	FLOORBOARD	29
FILTER OIL	163	FLOORBOARD	30
FILTER OIL	164	FLOORBOARD	31
FILTER OIL	187	FLOORBOARD	32
FILTER RELIEF VALVE.	180	FLOORBOARD	33
FILTER RELIEF VALVE.	181	FLOORBOARD	49
FIN.	22	FLOORBOARD CARPET.	84
FIN DORSAL	50	FLOORBOARD CENTER SECTION.	30
FIN TIP.	201	FLOORBOARD FRONT	35
FINISH & TRIM PLACARD.	2	FLOORBOARD FUSELAGE CENTER SECTION	28
FINISH & TRIM PLACARD.	3	FLOORBOARD FUSELAGE CENTER SECTION	29
FINISH & TRIM PLATE-HOW TO READ	SEE PAGE vi	FLOORBOARD FUSELAGE CENTER SECTION	30
FIRE EXTINGUISHER.	108	FLUSH VALVE.	18
FIRE EXTINGUISHER BRACKET.	108	FORWARD CARPET	84
FIREWALL	39	FORWARD CARPET	85

ALPHABETICAL INDEX

NOMENCLATURE	FIGURE	NOMENCLATURE	FIGURE
F (Cont)		F (Cont)	
FRAME DOOR	28	FUEL SELECTOR VALVE SHAFT165
FRAME DOOR	29	FUEL STRAINER169
FRAME DOOR	30	FUEL STRAINER170
FRAME SEAT BOTTOM	90	FUEL STRAINER BOWL169
FRAME WINDOW	72	FUEL STRAINER BOWL170
FRAME WINDOW	73	FUEL STRAINER BRACKET166
FRAME WINDOW	76	FUEL STRAINER BRACKET167
FRESH AIR SILENCER139	FUEL STRAINER BRACKET168
FRESH AIR VENT SILENCER139	FUEL STRAINER FILTER169
FRONT & CENTER SECTION FUSELAGE	28	FUEL STRAINER FILTER170
FRONT & CENTER SECTION FUSELAGE	29	FUEL STRAINER SHROUD166
FRONT & CENTER SECTION FUSELAGE	30	FUEL STRAINER TOP169
FRONT DOORPOST BULKHEAD	34	FUEL STRAINER TOP170
FRONT DOORPOST BULKHEAD	35	FUEL SYSTEM165
FRONT FLOORBOARD	35	FUEL SYSTEM166
FRONT SEAT	93	FUEL SYSTEM167
FRONT SEAT	94	FUEL SYSTEM168
FRONT SEAT BELT	87	FUEL TANK	5
FRONT SPAR	24	FUEL TANK	16
FRONT SPAR SHIELD	82	FUEL TANK	17
FRONT SPAR SHIELD	83	FUEL TANK	18
FUEL CAP	5	FUEL TANK172
FUEL CELL RIB	6	FUEL TANK ADAPTER	16
FUEL CELL RIB	8	FUEL TANK ADAPTER	17
FUEL GAGE	99	FUEL TANK ADAPTER GASKET	16
FUEL GAGE100	FUEL TANK ADAPTER GASKET	17
FUEL GAGE102	FUEL TANK AUXILIARY172
FUEL GAGE103	FUEL TANK CAP	16
FUEL GAGE104	FUEL TANK CAP	17
FUEL GAGE105	FUEL TANK COVER	4
FUEL GAGE TRANSMITTER	16	FUEL TANK DRAIN VALVE	18
FUEL GAGE TRANSMITTER	17	FUEL TANK SPACER	12
FUEL HOSE	1	FUEL TANK SPACER	13
FUEL JET173	FUEL TANK STRAINER165
FUEL LINE165	FUEL TANK STRAINER166
FUEL LINE166	FUEL TANK STRAINER167
FUEL LINE167	FUEL TANK STRAINER168
FUEL LINE168	FUEL TANK STRAP	6
FUEL LINES-SEE FUEL SYSTEM		FUEL TANK STRAP	7
FUEL MIXTURE CONTROL122	FUEL TANK STRAP	8
FUEL PRIMER173	FUEL TANK STRAP	9
FUEL PRIMER THREE CYLINDER173	FUEL TANK STRAP	16
FUEL PUMP128	FUEL TANK STRAP	17
FUEL SAMPLER CUP	18	FUEL TANK VENT VALVE	16
FUEL SELECTOR HANDLE165	FUEL TANK VENT VALVE	17
FUEL SELECTOR HANDLE166	FUEL TRANSFER SWITCH172
FUEL SELECTOR HANDLE167	FUEL VALVE	16
FUEL SELECTOR HANDLE168	FUEL VALVE	17
FUEL SELECTOR PLACARD	2	FUSE	99
FUEL SELECTOR PLACARD	3	FUSE100
FUEL SELECTOR PLACARD166	FUSE190
FUEL SELECTOR PLACARD167	FUSE192
FUEL SELECTOR PLACARD168	FUSE204
FUEL SELECTOR SHAFT165	FUSE CLOCK190
FUEL SELECTOR SHAFT166	FUSE CLOCK191
FUEL SELECTOR SHAFT167	FUSE EXTERNAL POWER190
FUEL SELECTOR SHAFT168	FUSE EXTERNAL POWER191
FUEL SELECTOR VALVE166	FUSE HOLDER191
FUEL SELECTOR VALVE171	FUSE HOLDER CLOCK190
FUEL SELECTOR VALVE BRACKET	28	FUSE HOLDER CLOCK191
FUEL SELECTOR VALVE BRACKET165	FUSE HOLDER EXTERNAL POWER191
FUEL SELECTOR VALVE BRACKET166	FUSEHOLDER	99
FUEL SELECTOR VALVE BRACKET167	FUSEHOLDER100
FUEL SELECTOR VALVE BRACKET168	FUSEHOLDER190
FUEL SELECTOR VALVE HANDLE165	FUSEHOLDER ELECTRIC CLOCK192
FUEL SELECTOR VALVE PLACARD166	FUSELAGE	27
FUEL SELECTOR VALVE PLACARD167	FUSELAGE AFT SECTION	49
FUEL SELECTOR VALVE PLACARD168	FUSELAGE CENTER SECTION FLOORBOARD	28



ALPHABETICAL INDEX

NOMENCLATURE	FIGURE	NOMENCLATURE	FIGURE
F (Cont)		G(Cont)	
FUSELAGE CENTER SECTION FLOORBOARD	29	GROUND STRAP106
FUSELAGE CENTER SECTION FLOORBOARD	30	GROUND STRAP124
FUSELAGE ELECTRICAL EQUIPMENT192	GROUND STRAP126
FUSELAGE EQUIPMENT108	GROUND STRAP190
FUSELAGE FRONT SECTION STRUCTURE	31	GROUND STRAP191
FUSELAGE FRONT SECTION STRUCTURE	32	GROUND STRAP192
FUSELAGE FRONT SECTION STRUCTURE	33	GROUND STRAP205
FUSELAGE SOUNDPROOFING	86	GYRO ATTITUDE183
FUSELAGE SPAR BLOCK	34	GYRO DIRECTIONAL101
FUSELAGE SPAR BLOCK	35	GYRO DIRECTIONAL102
FUSELAGE TAILCONE	52	GYRO DIRECTIONAL103
FUSELAGE TUNNEL	36	GYRO DIRECTIONAL104
G		GYRO DIRECTIONAL105
GAGE-SEE INDIVIDUAL LISTING		GYRO DIRECTIONAL106
GAS CAP172	GYRO DIRECTIONAL176
GAS CAP-SEE FUEL CAP		GYRO DIRECTIONAL177
GAS GAGE-SEE INSTRUMENT PANEL		GYRO DIRECTIONAL178
GAS LINES-SEE FUEL SYSTEM		GYRO DIRECTIONAL179
GASKET ADHESIVE	1	GYRO DIRECTIONAL180
GASKET FUEL TANK ADAPTER	16	GYRO DIRECTIONAL181
GASKET FUEL TANK ADAPTER	17	GYRO DIRECTIONAL182
GEAR HEAVY DUTY NOSE	56	GYRO DIRECTIONAL183
GEAR MAGNETO DRIVE127	GYRO DIRECTIONAL184
GENERATOR192	GYRO DIRECTIONAL185
GENERATOR 20 AMP127	GYRO HORIZON101
GENERATOR 35 AMP127	GYRO HORIZON102
GENERATOR 35 AMP190	GYRO HORIZON103
GENERATOR 35 AMP192	GYRO HORIZON104
GLASS WINDOW	72	GYRO HORIZON105
GLASS WINDOW	73	GYRO HORIZON106
GLASS WINDOW	74	GYRO HORIZON176
GLASS WINDOW	75	GYRO HORIZON177
GLASS WINDOW	76	GYRO HORIZON178
GOVERNOR127	GYRO HORIZON179
GOVERNOR PROPELLER126	GYRO HORIZON180
GOVERNOR PROPELLER129	GYRO HORIZON181
GOVERNOR PROPELLER130	GYRO HORIZON182
GREASE SEAL FELT	60	GYRO HORIZON183
GREASE SEAL FELT	61	GYRO HORIZON184
GREASE SEAL FELT	62	GYRO HORIZON185
GREASE SEAL FELT	63	H	
GREASE SEAL FELT	70	HANDLE ASSIST110
GREASE SEAL FELT	71	HANDLE BAGGAGE DOOR	84
GRILL VENT	82	HANDLE BAGGAGE DOOR	85
GRILL VENT	83	HANDLE DOOR	73
GROMMETS FIREWALL	43	HANDLE DOOR	74
GROUND SERVICE PLUG190	HANDLE DOOR	75
GROUND SERVICE PLUG191	HANDLE DOOR	76
GROUND SERVICE PLUG192	HANDLE DOOR LATCH	78
GROUND SERVICE PLUG205	HANDLE FUEL SELECTOR165
GROUND SERVICE PLUG BRACKET192	HANDLE FUEL SELECTOR166
GROUND SERVICE PLUG DOOR205	HANDLE FUEL SELECTOR167
GROUND SERVICE PLUG LID192	HANDLE FUEL SELECTOR168
GROUND SERVICE PLUG RECEPTACLE190	HANDLE FUEL SELECTOR VALVE165
GROUND SERVICE PLUG RECEPTACLE191	HANDLE INSIDE DOOR	72
GROUND SERVICE PLUG RECEPTACLE192	HANDLE INSIDE DOOR	73
GROUND SERVICE PLUG RECEPTACLE205	HANDLE INSIDE DOOR	75
GROUND STRAP	16	HANDLE INSIDE DOOR	76
GROUND STRAP	17	HANDLE PARKING BRAKE142
GROUND STRAP101	HANDLE PARKING BRAKE143
GROUND STRAP102	HANDLE PARKING BRAKE144
GROUND STRAP103	HANDLE SEAT	93
GROUND STRAP104	HANDLE SEAT	94
GROUND STRAP105	HANDLE SEAT ADJUST	89

ALPHABETICAL INDEX

NOMENCLATURE	FIGURE	NOMENCLATURE	FIGURE
H (Cont)		H (Cont)	
HANDLE SEAT ADJUST	94	HORIZON GYRO	103
HANDLE SEAT ADJUSTMENT	88	HORIZON GYRO	104
HANDLE SEAT ADJUSTMENT	92	HORIZON GYRO	105
HANDLE WINDOW	72	HORIZON GYRO	106
HANDLE WINDOW	76	HORIZON GYRO	176
HANDLE WINDOW LATCH	72	HORIZON GYRO	177
HANDLE WINDOW LATCH	73	HORIZON GYRO	178
HARNESS IGNITION	127	HORIZON GYRO	179
HARNESS SHOULDER	108	HORIZON GYRO	180
HEAD TEMPERATURE GAGE CYLINDER	101	HORIZON GYRO	181
HEADLINER	82	HORIZON GYRO	182
HEADLINER	83	HORIZON GYRO	183
HEADLINER RETAINER	28	HORIZON GYRO	184
HEADLINER RETAINER	29	HORIZON GYRO	185
HEADLINER RETAINER	83	HORN STALL WARNING	99
HEADLINER WIRE	82	HORN STALL WARNING	100
HEADREST	87	HORN STALL WARNING	102
HEADREST	88	HORN STALL WARNING	162
HEADREST	89	HORN STALL WARNING	190
HEADREST	90	HORN STALL WARNING	192
HEADREST	93	HOSE CARBURETOR TO STRAINER	125
HEADREST	94	HOSE CARBURETOR TO STRAINER	126
HEADREST	95	HOSE FUEL	1
HEADREST	96	HOSE MASTER CYLINDER	142
HEADREST SEAT BACK	88	HOSE MASTER CYLINDER	143
HEADREST SEAT BACK	90	HOSE MASTER CYLINDER	144
HEADREST SEAT BACK	95	HOSE OIL PRESSURE	123
HEADREST SEAT BACK	96	HOSE STRAINER TO CARBURETOR	165
HEATER	101	HOSE STRAINER TO CARBURETOR	166
HEATER DUCT	39	HOSES-SEE APPLICABLE SYSTEM
HEATER DUCT	40	HOURLY METER	103
HEATER DUCT	41	HOURLY METER	105
HEATER DUCT	42	HOURLY METER	106
HEATING & DEFROSTING SYSTEM CABIN	140	HOURLY METER GAGE	104
HEATING & DEFROSTING SYSTEM CABIN	141	HOW TO ORDER PAINTED PARTS SEE PAGE xix
HEATING CABIN	140	HOW TO ORDER PARTS-SEE INTRODUCTION
HEATING CABIN	141	HOW TO ORDER UPHOLSTERED PARTS-SEE PAGE xviii
HEATING PLUG	99	HOW TO READ FINISH & TRIM PLATE-SEE PAGE vi
HEATING PLUG	100	HOW TO USE PARTS CATALOG-SEE PAGE i
HEATING PLUG	102	HUB ALIGNMENT DOWEL	114
HINGE AILERON	19	HUB CAP	55
HINGE BAGGAGE DOOR	80	HUB CAP NOSE GEAR	55
HINGE BAGGAGE DOOR	81	HUB DUAL BRAKE	145
HINGE BRACKET	72		
HINGE BRACKET	73		
HINGE BRACKET	76		
HINGE DOOR	72		
HINGE DOOR	73		
HINGE DOOR	74		
HINGE DOOR	75		
HINGE DOOR	76		
HINGE FLAP MOTOR	159	IGNITION HARNESS	127
HINGE MAP BOX DOOR	107	IGNITION SWITCH	99
HINGE STABILIZER	24	IGNITION SWITCH	102
HINGE WINDOW	72	IGNITION SWITCH KIT	99
HINGE WINDOW	73	IGNITION SWITCH KIT	100
HINGE WINDOW	76	IGNITION SWITCH KIT	102
HOISTING EYEBOLT	108	IGNITION SWITCH KIT	103
HOISTING PROVISIONS	187	IGNITION SWITCH KIT	104
HOLDER CLOCK FUSE	190	IGNITION SWITCH KIT	105
HOLDER CLOCK FUSE	191	IGNITION SWITCH KIT	106
HOLDER CUP	108	INDICATOR-SEE INSTRUMENT PANEL
HOLDER EXTERNAL POWER FUSE	191	INLET AIR	31
HOLDER FUSE	191	INSIDE DOOR HANDLE	72
HOOK GLIDER TOW	108	INSIDE DOOR HANDLE	73
HOOK SHOULDER HARNESS	108	INSIDE DOOR HANDLE	75
HORIZON GYRO	101	INSIDE DOOR HANDLE	76
HORIZON GYRO	102	INSIGNIA	2
		INSTRUMENT CLUSTER	104
		INSTRUMENT CLUSTER	105
		INSTRUMENT CLUSTER	106

ALPHABETICAL INDEX

NOMENCLATURE	FIGURE	NOMENCLATURE	FIGURE
I (Cont)		K (Cont)	
INSTRUMENT CLUSTER LENS104	KNOB FLAP105
INSTRUMENT PANEL102	KNOB FLAP106
INSTRUMENT PANEL103	KNOB FLAP SWITCH102
INSTRUMENT PANEL COVER RETAINER82	KNOB FLAP SWITCH103
INSTRUMENT PANEL EQUIPMENT102	KNOB FLAP SWITCH104
INSTRUMENT PANEL EQUIPMENT103	KNOB FORE & AFT ADJUSTMENT90
INSTRUMENT PANEL EQUIPMENT104	KNOB FORE & AFT SEAT ADJUSTMENT87
INSTRUMENT PANEL EQUIPMENT105	KNOB LANDING LIGHT SWITCH99
INSTRUMENT PANEL EQUIPMENT106	KNOB LANDING LIGHT SWITCH100
INSTRUMENT PANEL EQUIPMENT STATIONARY99	KNOB LANDING LIGHT SWITCH103
INSTRUMENT PANEL EQUIPMENT STATIONARY100	KNOB LANDING LIGHT SWITCH104
INSTRUMENT PANEL EYEBROW105	KNOB LIGHTER99
INSTRUMENT PANEL EYEBROW106	KNOB LIGHTER100
INSTRUMENT PANEL LIGHT193	KNOB MAP BOX DOOR107
INSTRUMENT PANEL LIGHT194	KNOB MASTER SWITCH99
INSTRUMENT PANEL LIGHT195	KNOB MASTER SWITCH100
INSTRUMENT PANEL STATIONARY99	KNOB MASTER SWITCH102
INSTRUMENT PANEL STATIONARY100	KNOB MASTER SWITCH103
INSTRUMENT-SEE INDIVIDUAL LISTINGS		KNOB MASTER SWITCH104
INSULATION BREATHER TUBE123	KNOB NAVIGATION LIGHT SWITCH99
INSULATION BREATHER TUBE137	KNOB NAVIGATION LIGHT SWITCH100
INTER CYLINDER BAFFLE133	KNOB NAVIGATION LIGHT SWITCH103
INTER CYLINDER BAFFLE136	KNOB PITOT HEAT SWITCH103
INTERIOR TRIM HANGER28	KNOB PRIMER99
INTERIOR TRIM HANGER29	KNOB PRIMER100
INVERTER152	KNOB PRIMER102
INVERTER153	KNOB PRIMER103
J		KNOB PRIMER104
JACK PAD108	KNOB PRIMER165
JACK POINT108	KNOB PRIMER166
JACK-HEADSET-SEE CESSNA ELECTRONICS MANUAL		KNOB SEAT ADJUST93
JACK-MICROPHONE-SEE CESSNA ELECTRONICS MANUAL		KNOB SEAT ADJUSTMENT96
JAMB BAGGAGE DOOR49	KNOB SILENCER139
JOINT UNIVERSAL147	KNOB THUMB LATCH74
JOINT UNIVERSAL148	KNOBS-SEE INDIVIDUAL APPLICATIONS	
K		L	
KICK PLATE84	LAMP4
KIT BATTERY190	LAMP193
KIT BATTERY191	LAMP194
KIT BATTERY192	LAMP195
KIT IGNITION SWITCH99	LAMP197
KIT IGNITION SWITCH100	LAMP198
KIT IGNITION SWITCH102	LAMP199
KIT IGNITION SWITCH103	LAMP201
KIT IGNITION SWITCH104	LAMP202
KIT IGNITION SWITCH105	LAMP TAIL LIGHT23
KIT IGNITION SWITCH106	LAMPS-SEE BULBS	
KIT SEAT ROLLER87	LAMPS-SEE LIGHTS	
KIT SEAT ROLLER88	LANDING GEAR BULKHEAD46
KIT SEAT ROLLER89	LANDING GEAR BULKHEAD47
KIT SEAT ROLLER90	LANDING GEAR BULKHEAD SKIN28
KIT SEAT ROLLER92	LANDING GEAR BULKHEAD SKIN29
KIT SEAT ROLLER93	LANDING GEAR BULKHEAD SKIN30
KIT SHOCK MOUNT123	LANDING GEAR FILLET SEAL67
KITS-SEE ACCESSORY KIT CATALOG		LANDING GEAR MAIN67
KNOB CIGAR LIGHTER102	LANDING GEAR MAIN68
KNOB CIGAR LIGHTER103	LANDING GEAR SEAL67
KNOB CIGAR LIGHTER104	LANDING GEAR SPRING67
KNOB CIGAR LIGHTER105	LANDING LIGHT196
KNOB CIGAR LIGHTER106	LANDING LIGHT197
		LANDING LIGHT198
		LANDING LIGHT BRACKET10
		LANDING LIGHT BRACKET197
		LANDING LIGHT COVER4

ALPHABETICAL INDEX

NOMENCLATURE	FIGURE	NOMENCLATURE	FIGURE
L (Cont)		L (Cont)	
LANDING LIGHT SWITCH	99	LIGHTER CIGAR	104
LANDING LIGHT SWITCH	100	LIGHTER CIGAR	105
LANDING LIGHT SWITCH	102	LIGHTER CIGAR	106
LANDING LIGHT SWITCH	103	LIGHTER KNOB	99
LANDING LIGHT SWITCH	105	LIGHTER KNOB	100
LANDING LIGHT SWITCH KNOB	99	LIGHTS LANDING	196
LANDING LIGHT SWITCH KNOB	100	LIMIT SWITCHES-SEE SWITCHES	
LANDING LIGHT SWITCH KNOB	103	LINES-SEE INDIVIDUAL SYSTEM	
LANDING LIGHT SWITCH KNOB	104	LINING BRAKE	69
LANDING LIGHT WINDOW	196	LINING BRAKE	71
LANDING LIGHTS	196	LINK LOWER TORQUE	57
LATCH	54	LINK LOWER TORQUE	58
LATCH	97	LINK PARKING BRAKE CHAIN	142
LATCH	98	LINK STEERING	31
LATCH	108	LINK UPPER TORQUE	57
LATCH	124	LINK UPPER TORQUE	58
LATCH	158	LOCK CONTROL	99
LATCH BAGGAGE DOOR	80	LOCK CONTROL	100
LATCH BAGGAGE DOOR	81	LOCK CONTROL	102
LATCH DOOR	55	LOCK CONTROL	108
LATCH DOOR	68	LOCK DOOR	72
LATCH DOOR	72	LOCK DOOR	73
LATCH DOOR	73	LOCK DOOR	80
LATCH DOOR	74	LOCK DOOR	81
LATCH DOOR	75	LOCK MIXTURE CONTROL	103
LATCH DOOR	77	LOWER COWL	115
LATCH DOOR	78	LOWER COWL	116
LATCH DOOR	118	LOWER COWL	117
LATCH DOOR	119	LOWER COWL	119
LATCH DOOR	120	LOWER COWL	120
LATCH THUMB	74	LOWER COWL	121
LATCH THUMB	79	LUBRICATION FITTING	57
LEAD THERMOCOUPLE	100	LUBRICATION FITTING	58
LEADING EDGE SKIN	24		
LEADING EDGE WING	10	M	
LEADING EDGE WING	11	MAGAZINE POCKET	87
LEFT WING STRUCTURE	6	MAGAZINE POCKET	88
LEFT WING STRUCTURE	7	MAGAZINE POCKET	90
LEFT WING STRUCTURE	8	MAGAZINE POCKET	91
LEFT WING STRUCTURE	9	MAGAZINE POCKET	93
LENS INSTRUMENT CLUSTER	104	MAGNETIC CATCH	107
LENS STROBE LIGHT	4	MAGNETO	127
LENS TAIL LIGHT	23	MAGNETO	128
LENS TAIL LIGHT CLEAR	23	MAGNETO DRIVE GEAR	127
LEVELER COMPONENTS WING	152	MAIN GEAR FAIRING	68
LEVELER COMPONENTS WING	153	MAIN GEAR WHEEL	70
LEVELER WING	151	MAIN GEAR WHEEL	71
LID BATTERY BOX	53	MAIN LANDING GEAR	67
LID GROUND SERVICE PLUG	192	MAIN LANDING GEAR	68
LIGHT CHARGE INDICATOR	102	MAIN LANDING GEAR AXLE	67
LIGHT CONTROL WHEEL MAP	204	MAIN LANDING GEAR AXLE	68
LIGHT COURTESY	199	MAIN LANDING GEAR WHEEL	69
LIGHT FLASHING BEACON	201	MANIFOLD DRAIN LINE	174
LIGHT GENERATOR INDICATOR	99	MANIFOLD PRESSURE GAGE	100
LIGHT GENERATOR INDICATOR	100	MANIFOLD PRESSURE GAGE	186
LIGHT LANDING	196	MAP BOX	107
LIGHT LANDING	197	MAP BOX DOOR HINGE	107
LIGHT LANDING	198	MAP BOX DOOR KNOB	107
LIGHT MAP	202	MAP CASE	107
LIGHT MAP	204	MAP CASE DOOR	107
LIGHT OVERVOLTAGE	106	MAP COMPARTMENT	107
LIGHT RUDDER	23	MAP LIGHT	202
LIGHT STROBE	4	MAP LIGHT	204
LIGHT WING POSITION	4	MAP LIGHT CONTROL WHEEL	204
LIGHTER CIGAR	99	MAP LIGHT SWITCH	202
LIGHTER CIGAR	100		
LIGHTER CIGAR	102		
LIGHTER CIGAR	103		



ALPHABETICAL INDEX

NOMENCLATURE	FIGURE	NOMENCLATURE	FIGURE
M (Cont)		N (Cont)	
MAPLIGHT202	NAMEPLATES	2
MARKER BEACON PLACARD106	NAMEPLATES	3
MASTER BRAKE CYLINDER146	NAMEPLATES & EXTERIOR MARKINGS	2
MASTER SOLENOID CONTACTOR192	NAMEPLATES & EXTERIOR MARKINGS	3
MASTER SOLENOID SHIELD190	NAV LIGHT DETECTOR	4
MASTER SWITCH	99	NAV LIGHT SWITCH105
MASTER SWITCH100	NAVIGATION LIGHT FLASHER190
MASTER SWITCH102	NAVIGATION LIGHT FLASHER192
MASTER SWITCH103	NAVIGATION LIGHT SWITCH	99
MASTER SWITCH104	NAVIGATION LIGHT SWITCH100
MASTER SWITCH105	NAVIGATION LIGHT SWITCH103
MASTER SWITCH106	NAVIGATION LIGHT SWITCH104
MASTER SWITCH DIODE105	NAVIGATION LIGHT SWITCH KNOB	99
MASTER SWITCH KNOB	99	NAVIGATION LIGHT SWITCH KNOB100
MASTER SWITCH KNOB100	NAVIGATION LIGHT SWITCH KNOB103
MASTER SWITCH KNOB102	NAVOMATIC AUTO PILOT-SEE ELECTRONICS MANUAL	
MASTER SWITCH KNOB103	NECK FILLER	16
MASTER SWITCH KNOB104	NECK FILLER	17
METERING PIN	57	NECK FILLER172
METERING PIN	58	NECK FUEL TANK FILLER	16
MIKE SWITCH148	NECK FUEL TANK FILLER	17
MIRROR & COVER108	NET BAGGAGE	84
MIXTURE CONTROL	99	NET BAGGAGE	85
MIXTURE CONTROL100	NIPPLE PRIMING JET122
MIXTURE CONTROL102	NIPPLE PRIMING JET124
MIXTURE CONTROL103	NIPPLE PRIMING JET165
MIXTURE CONTROL104	NIPPLE PRIMING JET166
MIXTURE CONTROL105	NIPPLE PRIMING JET174
MIXTURE CONTROL106	NOISE FILTER191
MIXTURE CONTROL LOCK103	NOISE FILTER203
MOORING EYEBOLT	31	NOSE CAP118
MOORING EYEBOLT	32	NOSE CAP121
MOORING EYEBOLT	33	NOSE CAP LOWER115
MOORING EYEBOLT	52	NOSE CAP LOWER116
MOORING RING	21	NOSE CAP LOWER119
MOTOR FLAP ACTUATOR159	NOSE CAP LOWER120
MOULDING REAR WINDOW	82	NOSE CAP LOWER121
MOULDING REAR WINDOW	83	NOSE CAP UPPER116
MOULDING SIDE WINDOW	82	NOSE CAP UPPER117
MOULDING STABILIZER	24	NOSE CAP UPPER119
MOULDING WINDOW	82	NOSE CAP UPPER120
MOULDING WINDOW	83	NOSE GEAR	55
MOUNT ENGINE	39	NOSE GEAR	56
MOUNT ENGINE	40	NOSE GEAR FITTING	31
MOUNT ENGINE	42	NOSE GEAR FITTING	32
MOUNT ENGINE123	NOSE GEAR FITTING	33
MOUNT ENGINE125	NOSE GEAR HEAVY DUTY	56
MOUNT ENGINE126	NOSE GEAR LOWER FITTING	31
MOUNT SHOCK	40	NOSE GEAR LOWER FITTING	32
MOUNT SHOCK	41	NOSE GEAR LOWER FITTING	33
MOUNT SHOCK101	NOSE GEAR SHOCK STRUT PLACARD	2
MOUNT SHOCK103	NOSE GEAR SHOCK STRUT PLACARD	3
MOUNT SHOCK104	NOSE GEAR STEERING ARM	57
MOUNT SHOCK126	NOSE GEAR STEERING ARM	58
MOUNT TAIL LIGHT	23	NOSE GEAR UPPER FITTING	31
MUFFLER131	NOSE GEAR UPPER FITTING	32
MUFFLER132	NOSE GEAR UPPER FITTING	33
		NOSE GEAR WHEEL	59
		NOSE GEAR WHEEL	60
		NOSE GEAR WHEEL	61
		NOSE GEAR WHEEL	62
		NOSE GEAR YOKE	58
		NOSECAP117
		NOSECAP118
		NOZZLE DEFROSTER141
		NUMERICAL INDEX-SEE LAST SECTION IN CATALOG	
		NUT WHEEL FAIRING SUPPORT	67
N			
NAME PLATE M.A.A.	27		
NAMEPLATE	2		
NAMEPLATE130		
NAMEPLATE CESSNA	2		
NAMEPLATE CONTROL WHEEL	2		
NAMEPLATE CONTROL WHEEL	3		

ALPHABETICAL INDEX

NOMENCLATURE	FIGURE	NOMENCLATURE	FIGURE
O		P (Cont)	
OIL COOLER123	PANEL BAGGAGE COMPARTMENT	84
OIL COOLER187	PANEL BAGGAGE COMPARTMENT	85
OIL COOLER PLATE137	PANEL BAGGAGE DOOR	84
OIL FILTER163	PANEL EQUIPMENT INSTRUMENT102
OIL FILTER164	PANEL EQUIPMENT INSTRUMENT103
OIL FILTER187	PANEL EQUIPMENT INSTRUMENT104
OIL FILTER ADAPTER163	PANEL EQUIPMENT INSTRUMENT105
OIL FILTER ADAPTER164	PANEL EQUIPMENT INSTRUMENT106
OIL FILTER FULL FLOW187	PANEL INSTRUMENT102
OIL FILTER PLACARD	2	PANEL INSTRUMENT103
OIL FILTER PLACARD	3	PANEL LIGHT INSTRUMENT193
OIL FILTER PLACARD163	PANEL LIGHT INSTRUMENT194
OIL FILTER PLACARD164	PANEL LIGHT INSTRUMENT195
OIL FILTER PLACARD187	PANEL REMOVABLE105
OIL GAGE104	PANEL REMOVABLE106
OIL GAGE128	PANEL SHOCK102
OIL LINE100	PANEL SHOCK103
OIL LINE123	PANEL SHOCK104
OIL PRESSURE GAGE	99	PANEL SHOCK105
OIL PRESSURE GAGE100	PANEL SHOCK106
OIL PRESSURE GAGE102	PANEL SHOCK MOUNTED101
OIL PRESSURE GAGE103	PANEL SHOCK MOUNTED INSTRUMENT101
OIL PRESSURE GAGE106	PANEL SOUNDPROOFING	86
OIL PRESSURE HOSE123	PANEL STATIONARY	99
OIL PRESSURE LINE	99	PANEL STATIONARY100
OIL PRESSURE LINE123	PANEL STATIONARY102
OIL PRESSURE LINE125	PANEL STATIONARY103
OIL PRESSURE LINE126	PANEL STATIONARY104
OIL PRESSURE SWITCH123	PANEL STATIONARY105
OIL PRESSURE SWITCH125	PANEL STATIONARY106
OIL QUICK DRAIN VALVE123	PANEL STATIONARY COVER	99
OIL QUICK DRAIN VALVE125	PANEL STATIONARY COVER100
OIL SEPARATOR180	PANEL UPHOLSTERY	72
OIL SEPARATOR181	PANEL UPHOLSTERY	73
OIL SEPARATOR182	PANEL UPHOLSTERY	74
OIL SEPARATOR183	PANEL UPHOLSTERY	75
OIL SEPARATOR184	PANEL UPHOLSTERY	76
OIL TEMP GAGE102	PARKING BRAKE142
OIL TEMP GAGE106	PARKING BRAKE143
OIL TEMPERATURE ADAPTER125	PARKING BRAKE144
OIL TEMPERATURE ADAPTER126	PARKING BRAKE CHAIN LINK142
OIL TEMPERATURE ADAPTOR123	PARKING BRAKE CONTROL	99
OIL TEMPERATURE GAGE	99	PARKING BRAKE CONTROL100
OIL TEMPERATURE GAGE100	PARKING BRAKE CONTROL142
OIL TEMPERATURE GAGE102	PARKING BRAKE HANDLE142
OIL TEMPERATURE GAGE103	PARKING BRAKE HANDLE143
OIL TEMPERATURE GAGE104	PARKING BRAKE HANDLE144
OIL TEMPERATURE GAGE ADAPTER125	PARKING BRAKE HANDLE146
OPERATIONAL LIMITATIONS PLACARD	2	PARKING BRAKE SPRING146
OPERATIONAL LIMITATIONS PLACARD	3	PAWL SEAT ADJUSTMENT	87
OUTBOARD AUXILIARY SPAR	12	PAWL SEAT ADJUSTMENT	90
OUTSIDE AIR DOOR	31	PAWL SEAT BACK	88
OUTSIDE AIR DOOR	32	PAWL SEAT BACK	89
OUTSIDE AIR DOOR	33	PAWL SEAT BACK	96
OUTSIDE AIR TEMPERATURE GAGE108	PEDAL BRAKE145
OUTSIDE AIR VENT138	PEDAL BRAKE & RUDDER145
OUTSIDE AIR VENT139	PEDAL RUDDER145
OVERVOLTAGE LIGHT106	PEDESTAL	93
OVERVOLTAGE SENSOR191	PEDESTAL	94
		PILOT & CO PILOT SEAT	87
		PILOT & CO PILOT SEAT	88
		PILOT & CO PILOT SEAT	89
		PILOT SEAT	87
		PILOT SEAT	88
		PILOT SEAT	89
		PILOT SEAT	91
		PILOTS CHECK LIST	3
		PIN BASE PLUG	57
		PIN BASE PLUG	58
P			
PAD CONTROL WHEEL148		
PAD JACK108		
PAINT-SEE FINISH & TRIM PLATE	SEE PAGE vi		
PAINTED PARTS-HOW TO ORDER	SEE PAGE xix		



ALPHABETICAL INDEX

NOMENCLATURE	FIGURE	NOMENCLATURE	FIGURE
P (Cont)		P (Cont)	
PIN METERING	57	PRIMER KNOB103
PIN METERING	58	PRIMER KNOB104
PIN SEAT ADJUSTMENT	87	PRIMER KNOB165
PIN SEAT ADJUSTMENT	88	PRIMER KNOB166
PIN SEAT ADJUSTMENT	90	PRIMER LINE122
PISTON MASTER CYLINDER	146	PRIMER LINE124
PITOT HEAT SWITCH	103	PRIMER LINE166
PITOT HEAT SWITCH	104	PRIMER LINE167
PITOT HEAT SWITCH	105	PRIMER LINE168
PITOT HEAT SWITCH KNOB	103	PRIMER LINE174
PITOT LINE	161	PRIMER THREE CYLINDER FUEL173
PITOT SYSTEM	161	PRIMER ZINC CHROMATE	1
PITOT TUBE	11	PRIMING SYSTEM SIX CYLINDER174
PITOT TUBE	161	PROPELLER111
PLACARDS SEE FIG 2		PROPELLER112
PLATE BAGGAGE DOOR LATCH	80	PROPELLER113
PLATE BAGGAGE DOOR LATCH	81	PROPELLER114
PLATE KICK	84	PROPELLER187
PLATE M.A.A. NAME	27	PROPELLER CONTROL	100
PLATE OIL COOLER	137	PROPELLER GOVERNOR126
PLATE PRESSURE	70	PROPELLER GOVERNOR129
PLATE PRESSURE	71	PROPELLER GOVERNOR130
PLATE SCUFF	80	PROPELLER PITCH CONTROL124
PLATE SCUFF	81	PROVISIONS HOISTING187
PLATE STRIKE	44	PULLEYS-SEE APPLICABLE SYSTEM	
PLATE STRIKE	49	PUMP FUEL128
PLATE STRIKER	72	PUMP VACUUM128
PLATE STRIKER	73	PUMP VACUUM180
PLATE STRIKER	76	PUMP VACUUM181
PLUG HEATING	99	PUMP VACUUM184
PLUG HEATING	100	PUMP VACUUM185
PLUG HEATING	102	PUSH ROD DOOR LATCH	78
PLUG PIN BASE	57		
PLUG PIN BASE	58	R	
PLUG SPARK	125	RADIO COVER103
PLUG SPARK	126	RADIO COVER104
PLUG SPARK	127	RADIO COVER105
PLUG SPARK	128	RADIO COVER106
POCKET MAGAZINE	87	RADIO CUTOUT COVER102
POCKET MAGAZINE	88	RADIO SHELF	49
POCKET MAGAZINE	90	RADIOS-SEE CESSNA ELECTRONICS MANUAL	
POCKET MAGAZINE	91	REAR ARM REST SUPPORT	49
POCKET MAGAZINE	93	REAR SEAT	95
POINT JACK	108	REAR SEAT	96
PORTABLE STRETCHER	109	REAR SEAT BACK	95
POSITION TRANSMITTER FLAP	159	REAR SEAT BELT	95
POWER RELAY	190	REAR SEAT BOTTOM	95
POWER RELAY	191	REAR SEAT COVER	95
POWER SEAT	92	REAR SEAT VENTS138
POWER SUPPLY STROBE LIGHT	191	REAR SPAR	12
PRESSURE GAGE MANIFOLD	186	REAR SPAR	24
PRESSURE PLATE	70	REAR VIEW MIRROR	108
PRESSURE PLATE	71	REAR WINDOW	49
PRESSURE SWITCH OIL	125	REAR WINDOW MOULDING	82
PRIMER	1	REAR WINDOW MOULDING	83
PRIMER	99	REAR WINDOW RETAINER	49
PRIMER	100	REAR WINDOW SEALER	49
PRIMER	102	RECEIVER ASH	87
PRIMER	103	RECEIVER ASH	88
PRIMER	104	RECEIVER ASH	90
PRIMER DISTRIBUTOR	174	RECEIVER ASH	91
PRIMER ENGINE	105	RECEIVER ASH	93
PRIMER ENGINE	165	RECEIVER SEAT BACK ASH	87
PRIMER ENGINE	166	RECEIVER SEAT BACK ASH	88
PRIMER FUEL	173	RECEIVER SEAT BACK ASH	90
PRIMER KNOB	99		
PRIMER KNOB	100		
PRIMER KNOB	102		

ALPHABETICAL INDEX

NOMENCLATURE	FIGURE	NOMENCLATURE	FIGURE
R (Cont)		R (Cont)	
RECEPTACLE GROUND SERVICE PLUG	190	RING TRUE AIRSPEED	105
RECEPTACLE GROUND SERVICE PLUG	191	RING TRUE AIRSPEED	106
RECEPTACLE GROUND SERVICE PLUG	192	RIVET SET KIT	71
RECEPTACLE GROUND SERVICE PLUG	205	ROD AILERON PUSH PULL	19
RECLINING ADJUSTMENT HANDLE	87	ROD AILERON PUSH PULL	149
RECLINING ADJUSTMENT HANDLE	88	ROD AILERON PUSH PULL	150
RECLINING ADJUSTMENT HANDLE	89	ROD DOOR LATCH PUSH	78
RECLINING ADJUSTMENT HANDLE	90	ROD FLAP PUSH	20
RECORDING TACHOMETER	99	ROD FLAP PUSH PULL	20
RECORDING TACHOMETER	100	ROLLER FLAP ATTACHMENT	20
REFLECTOR	193	ROLLER KIT SEAT	93
REFLECTOR	194	ROTARY CLUTCH	49
REFLECTOR	195	ROTATING BEACON	200
REGULATOR VOLTAGE	127	ROTATING BEACON TIP	200
REGULATOR VOLTAGE	128	RUBBER SHOCK MOUNT	124
REGULATOR VOLTAGE	190	RUDDER	23
REGULATOR VOLTAGE	191	RUDDER	188
REGULATOR VOLTAGE	192	RUDDER BAR SHIELD	84
RELAY POWER	190	RUDDER BAR SHIELD	85
RELAY POWER	191	RUDDER CONTROL SYSTEM	160
RELAY SPLIT BUS BAR	191	RUDDER LIGHT	23
RELIEF VALVE	129	RUDDER PEDAL	145
RELIEF VALVE	179	RUDDER TIP	23
RELIEF VALVE	180	RUDDER WEIGHT	23
RELIEF VALVE	181		
RELIEF VALVE	182	S	
RELIEF VALVE	183	SAFETY BELT	95
RELIEF VALVE	184	SAFETY BELT	97
RELIEF VALVE	185	SAFETY BELT	98
RELIEF VALVE FILTER	180	SAFETY BELT	108
RELIEF VALVE FILTER	181	SAFETY BELT FRONT SEAT	108
REMOVABLE PANEL	105	SAFETY BELT-ALSO SEE SEAT BELTS	
REMOVABLE PANEL	106	SCOOP AIR	11
RESISTOR	105	SCOOP AIR	115
RESISTOR	106	SCOOP AIR	116
RESISTOR	201	SCOOP AIR	117
RESTRICTOR VALVE	152	SCOOP AIR	118
RESTRICTOR VALVE	153	SCOOP AIR	119
RETAINER COMPASS CARD	101	SCOOP AIR	120
RETAINER COMPASS CARD	102	SCOOP AIR	121
RETAINER HEADLINER	28	SCOOP CABIN AIR VENT	10
RETAINER HEADLINER	29	SCRAPER FAIRING	67
RETAINER HEADLINER	83	SCRAPER FAIRING	68
RETAINER INSTRUMENT PANEL COVER	82	SCRAPER WHEEL FAIRING	68
RETAINER REAR WINDOW	49	SCREEN VENT	82
RETAINER SEAT BOTTOM	87	SCUFF PLATE	80
RETAINER SEAT BOTTOM	88	SCUFF PLATE	81
RETAINER SEAT BOTTOM	89	SEAL BAFFLE	134
RETAINER SEAT BOTTOM	91	SEAL BAFFLE	135
RETAINER WINDOW	74	SEAL CARBURETOR AIR FILTER	123
RETAINER WINDOW	75	SEAL CARBURETOR AIR FILTER	125
RETAINER WINDSHIELD	34	SEAL FELT GREASE	60
RETAINER WINDSHIELD	35	SEAL FELT GREASE	61
RETAINER WINDSHIELD TOP	28	SEAL FELT GREASE	62
RETAINER WINDSHIELD TOP	29	SEAL FELT GREASE	63
RETAINER WINDSHIELD TOP	30	SEAL FELT GREASE	71
RETAINER WINDSHIELD TOP	48	SEAL LANDING GEAR	67
RHEOSTAT	101	SEAL LANDING GEAR FILLET	67
RHEOSTAT	193	SEAL WINDOW	49
RIBS-SEE APPLICABLE STRUCTURE		SEALANT	1
RIGHT WING STRUCTURE	6	SEALER REAR WINDOW	49
RIGHT WING STRUCTURE	7	SEAT AUXILIARY	97
RIGHT WING STRUCTURE	8	SEAT AUXILIARY	98
RIGHT WING STRUCTURE	9	SEAT BACK CAM	91
RING MOORING	21	SEAT BACK CAM	95
RING TRUE AIRSPEED	102		
RING TRUE AIRSPEED	103		
RING TRUE AIRSPEED	104		

ALPHABETICAL INDEX

NOMENCLATURE	FIGURE	NOMENCLATURE	FIGURE
S(Cont)		S(Cont)	
SEAT BACK COVERS-SEE APPLICABLE SEAT		SHAFT FUEL SELECTOR168
SEAT BACK CUSHION-SEE APPLICABLE SEAT		SHAFT FUEL SELECTOR VALVE165
SEAT BACK HEADREST	88	SHAFT TACHOMETER123
SEAT BACK HEADREST	90	SHAFT TACHOMETER DRIVE99
SEAT BACK HEADREST	95	SHAFT TACHOMETER DRIVE100
SEAT BACK HEADREST	96	SHAFT TACHOMETER DRIVE102
SEAT BACK PAWL	88	SHAFT TACHOMETER DRIVE103
SEAT BACK PAWL	89	SHAFT TACHOMETER DRIVE104
SEAT BACK PAWL	96	SHAFT TACHOMETER DRIVE105
SEAT BACK-SEE INDIVIDUAL SEAT		SHAFT TACHOMETER DRIVE106
SEAT BELT	88	SHELF BAGGAGE	82
SEAT BELT FITTING	87	SHELF BAGGAGE	83
SEAT BELT FITTING	88	SHELF RADIO	49
SEAT BELT FITTING	89	SHIELD CONTROL TEE	84
SEAT BELT REAR	108	SHIELD COURTESY LIGHT199
SEAT BOTTOM-SEE INDIVIDUAL SEAT		SHIELD DOORPOST	83
SEAT CO PILOT	91	SHIELD MASTER SOLENOID190
SEAT FRONT	93	SHIMMY DAMPENER	64
SEAT FRONT	94	SHIMMY DAMPENER	65
SEAT PILOT	87	SHIMMY DAMPENER	66
SEAT PILOT	88	SHOCK MOUNT	40
SEAT PILOT	89	SHOCK MOUNT	41
SEAT PILOT	91	SHOCK MOUNT101
SEAT PILOT & CO PILOT	87	SHOCK MOUNT103
SEAT PILOT & CO PILOT	88	SHOCK MOUNT104
SEAT PILOT & CO PILOT	89	SHOCK MOUNT126
SEAT POWER	92	SHOCK MOUNT KIT123
SEAT RAIL INBOARD	28	SHOCK MOUNT RUBBER124
SEAT RAIL INBOARD	29	SHOCK MOUNTED INSTRUMENT PANEL101
SEAT RAIL OUTBOARD	28	SHOCK MOUNTED PANEL101
SEAT RAIL OUTBOARD	29	SHOCK MOUNTED PANEL COVER101
SEAT REAR	95	SHOCK PANEL102
SEAT REAR	96	SHOCK PANEL103
SEAT ROLLER KIT	87	SHOCK PANEL104
SEAT ROLLER KIT	88	SHOCK PANEL105
SEAT ROLLER KIT	89	SHOCK PANEL106
SEAT ROLLER KIT	90	SHOCK PANEL COVER102
SEAT ROLLER KIT	92	SHOCK PANEL COVER103
SEAT STOP	87	SHOCK PANEL COVER104
SEAT STOP	88	SHOCK PANEL COVER105
SEAT STOP	89	SHOCK PANEL COVER106
SEAT STOP	90	SHOCK STRUT LOWER	57
SEAT STOP	91	SHOCK STRUT NOSE GEAR	57
SEAT STOP	93	SHOULDER HARNESS108
SEAT STOP	94	SHOULDER HARNESS HOOK108
SEAT STOP-SEE INDIVIDUAL SEAT INSTALLATION		SHROUD123
SEAT VERTICALLY ADJUSTABLE	90	SHROUD131
SENSITIVE ALTIMETER103	SHROUD132
SENSITIVE ALTIMETER104	SHROUD141
SENSITIVE ALTIMETER105	SHROUD203
SENSOR OVERVOLTAGE191	SHROUD FUEL STRAINER166
SEPARATOR OIL180	SIDE AIR VENT DOOR138
SEPARATOR OIL181	SIDE AIR VENT DOOR139
SEPARATOR OIL182	SIDE BAFFLE133
SEPARATOR OIL183	SIDE BAFFLE136
SEPARATOR OIL184	SIDE WINDOW	49
SERVICE PLUG GROUND190	SILENCER ESCUTCHEON139
SERVICE PLUG GROUND191	SILENCER FRESH AIR139
SERVICE PLUG GROUND192	SILENCER FRESH AIR VENT139
SERVICE PLUG GROUND205	SILENCER KNOB139
SERVO AILERON151	SILL DOOR	28
SET KIT RIVET	71	SILL DOOR	29
SHAFT DOOR HANDLE	72	SILL DOOR	30
SHAFT DOOR HANDLE	74	SKINS & STRINGERS	14
SHAFT DOOR LATCH	78	SKINS & STRINGERS	15
SHAFT FUEL SELECTOR165	SKINS-SEE APPLICABLE STRUCTURE	
SHAFT FUEL SELECTOR166	SKYLIGHT WINDOW	30
SHAFT FUEL SELECTOR167	SLANT LETTERS & NUMERALS STENCILS	3

ALPHABETICAL INDEX

NOMENCLATURE	FIGURE	NOMENCLATURE	FIGURE
S (Cont)		S (Cont)	
SLIDE CARGO TIE DOWN	108	STATIC SOURCE BUTTON	33
SOUND DEADENER	1	STATIC SOURCE BUTTON	161
SOUNDPROOFING FUSELAGE	86	STATIC SOURCE FLANGE	31
SOUNDPROOFING PANEL	86	STATIC SOURCE WASHER	31
SPACER AXLE	55	STATIONARY COVER PANEL	99
SPACER AXLE	56	STATIONARY COVER PANEL	100
SPACER AXLE NOSE WHEEL	55	STATIONARY INSTRUMENT PANEL	99
SPACER FUEL TANK	12	STATIONARY INSTRUMENT PANEL	100
SPACER FUEL TANK	13	STATIONARY INSTRUMENT PANEL EQUIPMENT	99
SPAR CENTER SECTION	44	STATIONARY INSTRUMENT PANEL EQUIPMENT	100
SPAR CENTER SECTION	45	STATIONARY PANEL	99
SPAR FRONT	24	STATIONARY PANEL	100
SPAR OUTBOARD AUXILIARY	12	STATIONARY PANEL	102
SPAR REAR	12	STATIONARY PANEL	103
SPAR REAR	24	STATIONARY PANEL	104
SPAR WING	13	STATIONARY PANEL	105
SPAR WING FRONT	12	STATIONARY PANEL	106
SPAR WING REAR	12	STATIONARY PANEL COVER	102
SPAR WING REAR	13	STATIONARY PANEL COVER	103
SPARK PLUG	125	STATIONARY PANEL COVER	104
SPARK PLUG	120	STATIONARY PANEL COVER	105
SPARK PLUG	127	STEERING LINK	31
SPARK PLUG	128	STEERING LINK BOOT	31
SPARS WING	12	STEERING LINK BOOT	32
SPARS WING	13	STEERING LINK BOOT	33
SPEAKER COVER	83	STENCILS	2
SPEAKER-RADIO-SEE CESSNA ELECTRONICS MANUAL		STENCILS	3
SPEED FAIRING	55	STENCILS SLANT LETTERS & NUMERALS	3
SPEED FAIRING	67	STENCILS VERTICAL LETTERS & NUMERALS	2
SPEED FAIRING MAIN LANDING GEAR	67	STENCILS VERTICAL LETTERS & NUMERALS	3
SPEED FAIRING NOSE GEAR	55	STEP	67
SPINNER	111	STEP	68
SPINNER	112	STEP	110
SPINNER	113	STEP & HANDLE REFUELING	110
SPINNER	114	STEP STRUT	110
SPINNER DOME	112	STOP BAGGAGE DOOR	49
SPLIT BUS BAR RELAY	191	STOP DOOR CATCH	6
SPOTLIGHT	202	STOP DOOR CATCH	8
SPROCKET AILERON CHAIN	147	STOP SEAT	87
SPROCKET TAB CONTROL	156	STOP SEAT	88
STABILIZER	24	STOP SEAT	89
STABILIZER HINGE	24	STOP SEAT	90
STABILIZER MOULDING	24	STOP SEAT	91
STABILIZER TIP	24	STOP SEAT	93
STACK EXHAUST	131	STOP SEAT	94
STACK LH EXHAUST	131	STRAINER CONTROL	102
STAINLESS STEEL CABLES-SEE SPECIFIC SYSTEM		STRAINER CONTROL	125
STALL WARNING HORN	99	STRAINER DRAIN CONTROL	99
STALL WARNING HORN	100	STRAINER DRAIN CONTROL	100
STALL WARNING HORN	102	STRAINER DRAIN CONTROL	103
STALL WARNING HORN	162	STRAINER DRAIN CONTROL	169
STALL WARNING HORN	190	STRAINER DRAIN CONTROL	170
STALL WARNING HORN	192	STRAINER DRAIN LINE	167
STALL WARNING HORN BRACKET	99	STRAINER DRAIN LINE	168
STALL WARNING HORN BRACKET	100	STRAINER FUEL	169
STALL WARNING HORN BRACKET	102	STRAINER FUEL	170
STARTER	127	STRAINER FUEL TANK	165
STARTER	128	STRAINER FUEL TANK	166
STARTER CONTACTOR	127	STRAINER FUEL TANK	167
STARTER CONTACTOR	190	STRAINER FUEL TANK	168
STARTER CONTACTOR	191	STRAP ASSIST	82
STARTER CONTACTOR CABLE	191	STRAP ASSIST	83
STARTER CONTROL	99	STRAP BATTERY GROUND	190
STARTER CONTROL	102	STRAP BATTERY GROUND	191
STARTER CONTROL	103	STRAP BATTERY GROUND	192
STARTER CONTROL	122	STRAP BONDING	125
STARTER CONTROL TUBE	122	STRAP ENGINE MOUNT BONDING	125
STATIC SOURCE ALTERNATE	161	STRAP FUEL TANK	6

ALPHABETICAL INDEX

NOMENCLATURE	FIGURE	NOMENCLATURE	FIGURE
S (Cont)		S (Cont)	
STRAP FUEL TANK	7	SWITCH IGNITION.	99
STRAP FUEL TANK	8	SWITCH IGNITION.	102
STRAP FUEL TANK	9	SWITCH LANDING LIGHT	99
STRAP FUEL TANK	16	SWITCH LANDING LIGHT	100
STRAP FUEL TANK	17	SWITCH LANDING LIGHT	102
STRAP GROUND	16	SWITCH LANDING LIGHT	103
STRAP GROUND	17	SWITCH LANDING LIGHT	105
STRAP GROUND	101	SWITCH MAP LIGHT	202
STRAP GROUND	102	SWITCH MASTER	99
STRAP GROUND	103	SWITCH MASTER	100
STRAP GROUND	104	SWITCH MASTER	102
STRAP GROUND	105	SWITCH MASTER	103
STRAP GROUND	106	SWITCH MASTER	104
STRAP GROUND	124	SWITCH MASTER	105
STRAP GROUND	126	SWITCH MASTER	106
STRAP GROUND	190	SWITCH MIKE	148
STRAP GROUND	191	SWITCH NAV LIGHT	105
STRAP GROUND	192	SWITCH NAVIGATION LIGHT	99
STRAP GROUND	205	SWITCH NAVIGATION LIGHT	190
STRETCHER PORTABLE	109	SWITCH NAVIGATION LIGHT	103
STRIKE PLATE	44	SWITCH NAVIGATION LIGHT	104
STRIKE PLATE	49	SWITCH OIL PRESSURE	123
STRIKER PLATE	72	SWITCH PANEL COVER	106
STRIKER PLATE	73	SWITCH PITOT HEAT	103
STRIKER PLATE	76	SWITCH PITOT HEAT	104
STRIP ASBESTOS	31	SWITCH PITOT HEAT	105
STROBE LIGHT	4	SWITCH STROBE LIGHT	105
STROBE LIGHT SWITCH	105	SWITCH VACUUM	180
STRUT	21	SWITCH VACUUM	181
STRUT FITTING	12	SWITCHES-SEE INSTRUMENT PANEL	
STRUT FITTING	13	SYSTEMS-SEE INDIVIDUAL LISTINGS	
STRUT FITTING	21		
STRUT LOWER SHOCK	57	T	
STRUT NOSE GEAR SHOCK	57	TAB CONTROL CHAIN	156
STRUT STEP	110	TAB CONTROL CHAIN	157
SUCTION GAGE	99	TAB CONTROL COVER	36
SUCTION GAGE	100	TAB CONTROL COVER	156
SUCTION GAGE	102	TAB CONTROL SPRCKET	156
SUCTION GAGE	103	TAB CONTROL WHEEL	156
SUCTION GAGE	104	TAB CONTROL WHEEL	157
SUCTION GAGE	105	TAB CONTROL WHEEL COVER	156
SUCTION GAGE	106	TAB ELEVATOR TRIM	26
SUCTION GAGE	176	TAB POSITION INDICATOR DECAL	156
SUCTION GAGE	177	TAB WHEEL CABLE	156
SUCTION GAGE	179	TAB WHEEL CABLE	157
SUCTION GAGE	180	TACHOMETER	102
SUCTION GAGE	181	TACHOMETER	103
SUCTION GAGE	183	TACHOMETER	104
SUCTION GAGE	184	TACHOMETER	105
SUCTION GAGE	185	TACHOMETER	106
SUCTION RELIEF VALVE	177	TACHOMETER	127
SUN VISOR	108	TACHOMETER DRIVE SHAFT	99
SWITCH COVER	99	TACHOMETER DRIVE SHAFT	100
SWITCH COVER	100	TACHOMETER DRIVE SHAFT	102
SWITCH COVER	102	TACHOMETER DRIVE SHAFT	103
SWITCH COVER	103	TACHOMETER DRIVE SHAFT	104
SWITCH COVER	106	TACHOMETER DRIVE SHAFT	105
SWITCH DOME LIGHT	194	TACHOMETER DRIVE SHAFT	106
SWITCH DOME LIGHT	195	TACHOMETER RECORDING	99
SWITCH FLAP	102	TACHOMETER RECORDING	100
SWITCH FLAP	103	TACHOMETER SHAFT	123
SWITCH FLAP	104	TAIL LIGHT LAMP	23
SWITCH FLAP	105	TAILCONE FAIRING	52
SWITCH FLAP	106	TAILCONE FUSELAGE	52
SWITCH FLAP	159	TAILPIPE	131
SWITCH FLASHING BEACON	103		
SWITCH FLASHING BEACON	105		
SWITCH FUEL TRANSFER	172		

ALPHABETICAL INDEX

NOMENCLATURE	FIGURE	NOMENCLATURE	FIGURE
T (Cont)		T (Cont)	
TANK DRAIN VALVE FUEL	18	TRUE AIRSPEED INDICATOR	102
TANK FUEL	5	TRUE AIRSPEED INDICATOR	103
TANK FUEL	16	TRUE AIRSPEED INDICATOR	104
TANK FUEL	17	TRUE AIRSPEED INDICATOR	105
TANK FUEL	18	TRUE AIRSPEED INDICATOR	106
TANK FUEL	172	TRUE AIRSPEED RING	102
TEE CONTROL	147	TRUE AIRSPEED RING	103
THERMOCOUPLE LEAD	100	TRUE AIRSPEED RING	104
THROTTLE CONTROL	99	TRUE AIRSPEED RING	105
THROTTLE CONTROL	100	TRUE AIRSPEED RING	106
THROTTLE CONTROL	102	TUBE AILERON CARRY THRU	149
THROTTLE CONTROL	103	TUBE BLAST	125
THROTTLE CONTROL	104	TUBE BLAST	133
THROTTLE CONTROL	105	TUBE BLAST	187
THROTTLE CONTROL	106	TUBE CONTROL	122
THROTTLE CONTROL	122	TUBE CONTROL	147
THROTTLE CONTROL	124	TUBE CONTROL	148
THUMB LATCH	74	TUBE ELEVATOR TORQUE	26
THUMB LATCH	79	TUBE GENERATOR BLAST	136
THUMB LATCH KNOB	74	TUBE PITOT	11
THUMB LATCH SPRING	79	TUBE PITOT	161
TIARA	82	TUBE POLYETHYLENE	1
TIARA	83	TUBE POLYETHYLENE	161
TIP ELEVATOR	26	TUBE SHOCK STRUT	57
TIP FIN	201	TUBE SHOCK STRUT	58
TIP ROTATING BEACON	200	TUBE STARTER CONTROL	122
TIP RUDDER	23	TUBE TYPE TIRE	62
TIP STABILIZER	24	TUNNEL CARPET	84
TIP VERTICAL FIN	22	TUNNEL CARPET	85
TIP WING	6	TUNNEL COMPONENTS FRONT SECTION	37
TIP WING	7	TUNNEL FUSELAGE	36
TIP WING	8	TURN & BANK INDICATOR	101
TIP WING	9	TURN & BANK INDICATOR	102
TIRE	59	TURN & BANK INDICATOR	103
TIRE	60	TURN & BANK INDICATOR	104
TIRE	61	TURN & BANK INDICATOR	105
TIRE	63	TURN & BANK INDICATOR	106
TIRE	69	TURN COORDINATOR	103
TIRE	70	TURN COORDINATOR	104
TIRE	71	TURN COORDINATOR	105
TIRE EXPANDER	108	TURN COORDINATOR INDICATOR	106
TIRE TUBE TYPE	62	TURN COORDINATOR INDICATOR	152
TOP CABIN	28	TURN COORDINATOR INDICATOR	153
TOP CABIN	29	TWIN PACK BEVERAGE	108
TOP CABIN	30		
TOP FUEL STRAINER	169	U	
TOP FUEL STRAINER	170	UNIVERSAL JOINT	147
TORQUE LINK LOWER	57	UNIVERSAL JOINT	148
TORQUE LINK LOWER	58	UPHOLSTERY CABIN	84
TORQUE LINK UPPER	57	UPHOLSTERY CABIN	85
TORQUE LINK UPPER	58	UPHOLSTERY CABIN TOP	82
TORQUE TUBE BELLCRANK	94	UPHOLSTERY CABIN TOP	83
TORQUE TUBE ELEVATOR	26	UPHOLSTERY CABIN TOP & FIREWALL	82
TOW BAR	108	UPHOLSTERY CABIN TOP & FIREWALL	83
TOW HOOK CORD	108	UPHOLSTERY PANEL	72
TOW HOOK GLIDER	108	UPHOLSTERY PANEL	73
TRANSISTORIZED LIGHT DIMMING	191	UPHOLSTERY PANEL	74
TRANSMITTER FLAP POSITION	159	UPHOLSTERY PANEL	75
TRANSMITTER FUEL GAGE	16	UPHOLSTERY PANEL	76
TRANSMITTER FUEL GAGE	17	UPPER COWL	115
TRIM CONTROL ELEVATOR	156	UPPER COWL	116
TRIM CONTROL ELEVATOR	157	UPPER COWL	117
TRIM CONTROL SYSTEM ELEVATOR	156	UPPER COWL	119
TRIM CONTROL SYSTEM ELEVATOR	157	UPPER COWL	120
TRIM TAB ACTUATOR ELEVATOR	25	UPPER COWL	121
TRIM TAB ELEVATOR	25		
TRIM TAB ELEVATOR	26		
TRIM TAB HORN	26		

ALPHABETICAL INDEX

NOMENCLATURE	FIGURE	NOMENCLATURE	FIGURE
U (Cont)		V (Cont)	
UPPER COWL DOOR119	VENTURI & GYROS SYSTEM177
UPPER COWL DOOR120	VENTURI & GYROS SYSTEM173
V		VERTICAL FIN TIP	22
VACUUM LIGHTS TEST PLACARD	2	VERTICAL LETTERS & NUMERALS STENCILS	2
VACUUM PUMP128	VERTICAL LETTERS & NUMERALS STENCILS	3
VACUUM PUMP180	VERTICAL SPEED INDICATOR101
VACUUM PUMP181	VERTICAL SPEED INDICATOR102
VACUUM PUMP184	VERTICAL SPEED INDICATOR103
VACUUM PUMP185	VERTICAL SPEED INDICATOR104
VACUUM SWITCH180	VERTICAL SPEED INDICATOR105
VACUUM SWITCH181	VERTICAL SPEED INDICATOR106
VACUUM SYSTEM180	VERTICAL SPEED INDICATOR161
VACUUM SYSTEM181	VERTICALLY ADJUSTABLE SEAT	90
VACUUM SYSTEM182	VIEW MIRROR REAR108
VACUUM SYSTEM183	VISOR SUN108
VACUUM SYSTEM184	VOLTAGE REGULATOR127
VACUUM SYSTEM185	VOLTAGE REGULATOR128
VACUUM SYSTEM ENGINE DRIVEN180	VOLTAGE REGULATOR190
VACUUM SYSTEM ENGINE DRIVEN181	VOLTAGE REGULATOR191
VACUUM SYSTEM ENGINE DRIVEN182	VOLTAGE REGULATOR192
VACUUM SYSTEM ENGINE DRIVEN183	W	
VACUUM SYSTEM ENGINE DRIVEN184	WARM AIR VALVE140
VACUUM SYSTEM ENGINE DRIVEN185	WARM AIR VALVE141
VACUUM SYSTEM ENGINE DRIVEN180	WARNING HORN STALL162
VACUUM SYSTEM ENGINE DRIVEN181	WASHER STATIC SOURCE	31
VACUUM SYSTEM ENGINE DRIVEN182	WEIGHT AILERON BALANCE	19
VACUUM SYSTEM ENGINE DRIVEN183	WEIGHT ELEVATOR BALANCE	26
VACUUM SYSTEM ENGINE DRIVEN184	WEIGHT RUDDER	23
VACUUM SYSTEM ENGINE DRIVEN185	WHEEL & BRAKE	69
VALVE CHECK172	WHEEL & BRAKE	70
VALVE DRAIN169	WHEEL & BRAKE	71
VALVE DRAIN172	WHEEL & BRAKE MAIN LANDING GEAR	69
VALVE EXTENSION	55	WHEEL & BRAKE MAIN LANDING GEAR	70
VALVE EXTENSION	67	WHEEL & BRAKE MAIN LANDING GEAR	71
VALVE EXTENSION	68	WHEEL CONTROL147
VALVE FLUSH	18	WHEEL CONTROL148
VALVE FUEL	16	WHEEL FAIRING	67
VALVE FUEL	17	WHEEL FAIRING	68
VALVE FUEL SELECTOR166	WHEEL FAIRING SCRAPER	68
VALVE FUEL SELECTOR171	WHEEL FAIRING SUPPORT NUT	67
VALVE FUEL TANK VENT	16	WHEEL MAIN GEAR	70
VALVE FUEL TANK VENT	17	WHEEL MAIN GEAR	71
VALVE OIL QUICK DRAIN123	WHEEL MAIN LANDING GEAR	69
VALVE OIL QUICK DRAIN125	WHEEL NOSE GEAR	59
VALVE RELIEF129	WHEEL NOSE GEAR	60
VALVE RELIEF179	WHEEL NOSE GEAR	61
VALVE RELIEF180	WHEEL NOSE GEAR	62
VALVE RELIEF181	WHEEL TAB CONTROL156
VALVE RELIEF182	WHEEL TAB CONTROL157
VALVE RELIEF183	WINDOW196
VALVE RELIEF184	WINDOW DOOR	72
VALVE RELIEF185	WINDOW DOOR	73
VALVE RESTRICTOR152	WINDOW DOOR	76
VALVE RESTRICTOR153	WINDOW FRAME	72
VALVE SUCTION RELIEF177	WINDOW FRAME	73
VALVE VENT138	WINDOW FRAME	76
VALVE WARM AIR140	WINDOW GLASS	72
VALVE WARM AIR141	WINDOW GLASS	73
VENT AIR139	WINDOW GLASS	74
VENT GRILL	82	WINDOW GLASS	75
VENT GRILL	83	WINDOW GLASS	76
VENT LINE	16	WINDOW HANDLE	72
VENT LINE	17	WINDOW HANDLE	76
VENT LINE165	WINDOW HINGE	72
VENT LINE166		
VENT LINE167		
VENT LINE168		
VENT SCREEN	82		
VENT VALVE138		
VENTILATION SYSTEM CABIN138		
VENTILATION SYSTEM CABIN139		
VENTURI & GYROS SYSTEM176		

ALPHABETICAL INDEX

NOMENCLATURE	FIGURE	NOMENCLATURE	FIGURE
W (Cont)			
WINDOW HINGE	73		
WINDOW HINGE	76		
WINDOW LANDING LIGHT	196		
WINDOW LATCH HANDLE	72		
WINDOW LATCH HANDLE	73		
WINDOW MOULDING	82		
WINDOW MOULDING	83		
WINDOW REAR	49		
WINDOW SEAL	49		
WINDOW SIDE	49		
WINDOW SKYLIGHT	30		
WINDSHIELD	48		
WINDSHIELD RETAINER	34		
WINDSHIELD RETAINER	35		
WINDSHIELD TOP RETAINER	28		
WINDSHIELD TOP RETAINER	29		
WINDSHIELD TOP RETAINER	30		
WINDSHIELD TOP RETAINER	48		
WING	4		
WING COMPLETE	4		
WING FAIRING	4		
WING FILLET	27		
WING FRONT SPAR	12		
WING LEVELER	151		
WING LEVELER COMPONENTS	152		
WING LEVELER COMPONENTS	153		
WING POSITION LIGHT	4		
WING POSITION LIGHT BULB	4		
WING REAR SPAR	12		
WING REAR SPAR	13		
WING ROOT RIB	6		
WING ROOT RIB	8		
WING SPAR	13		
WING SPAR FITTING	12		
WING SPARS	12		
WING SPARS	13		
WING TIP	6		
WING TIP	7		
WING TIP	8		
WING TIP	9		
WING UNIT STALL WARNING	4		
WINTERIZATION EQUIPMENT	137		
WINTERIZATION PLACARD	2		
WINTERIZATION PLACARD	3		
WINTERIZATION PLACARD	106		
WINTERIZATION PLACARD	137		
WIRE HEADLINER	82		
WRENCH ADAPTER OIL FILTER	163		
Y			
YOKE CONTROL	148		
YOKE NOSE GEAR	58		

This page intentionally left blank.

 **PARTS LISTING**

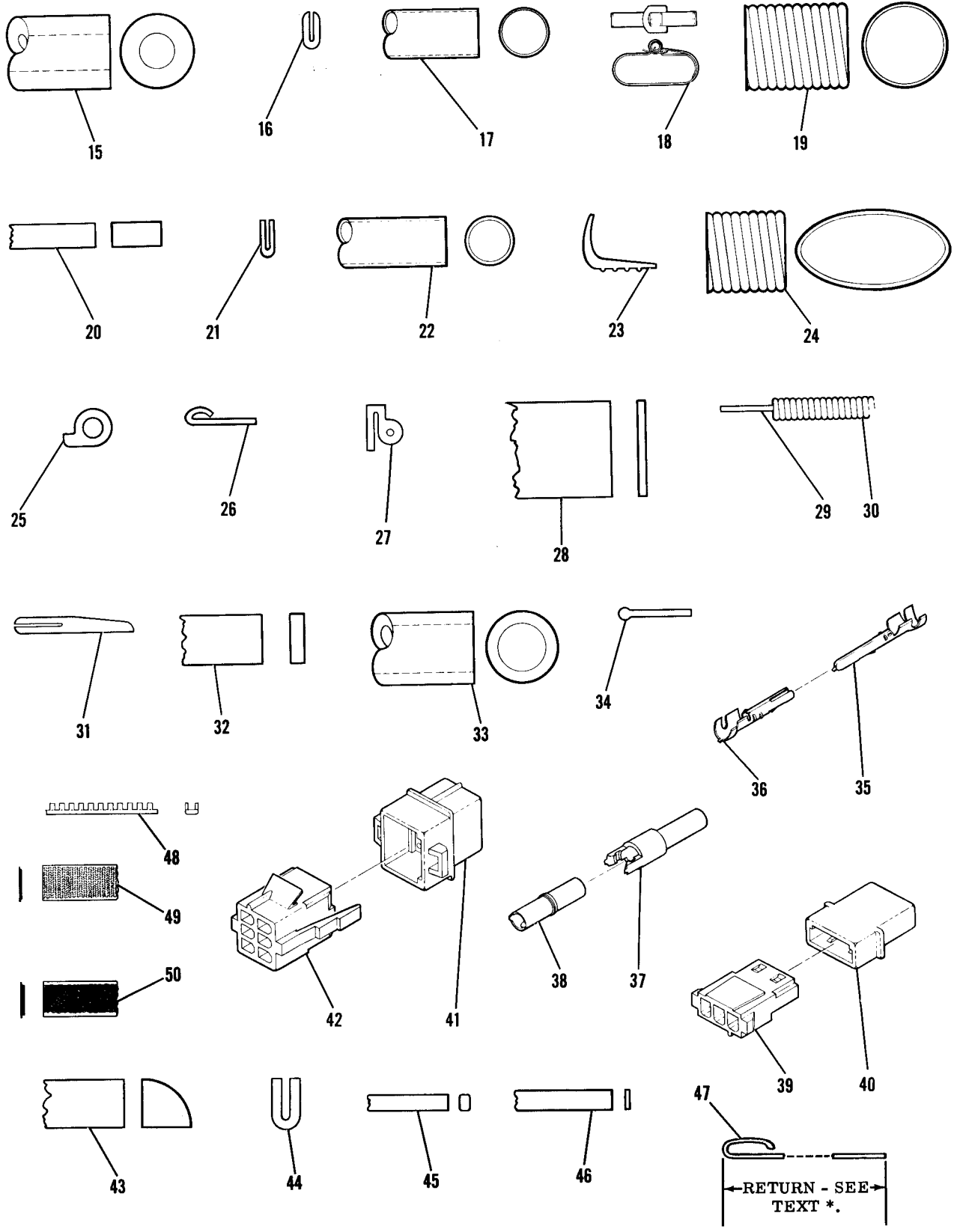
FIGURE AND INDEX NO.	PART NUMBER	DESCRIPTION	UNITS PER ASSY	USABLE ON CODE
		1 2 3 4 5 6 7		
1 -		MISCELLANEOUS BULK ITEMS	AR	
- 1	CI-C2	CONLEY-WELD EPOXY BASE ADHESIVE.		
				CEMENTING ----- PLASTIC TO PLASTIC PLASTIC TO METAL FIBERGLASS TO FIBERGLASS FIBERGLASS TO METAL METAL TO METAL
- 2	EC880	ADHESIVE-SYNTHETIC RUBBER BASE OIL RESISTANT		
				CEMENTING ----- RUBBER TO METAL SOUNDPROOFING TO METAL UPHOLSTERY TO METAL
- 3	1024A-B	CEMENT PARTS A & B		
				CEMENTING DE-ICER ----- AND ABRASION BOOTS TO WING AND STAB- ILIZER LEADING EDGES.
- 4	1007	PRIMER		
				USED ONLY FOR PRIMING ----- AREAS WHERE DE-ICER AND ABRASION BOOTS ARE TO BE INSTALLED WITH 1024A-B.
- 5	576.1	SEALANT-EXTRUDED		
				WEATHER SEALING ----- OF METAL LAP JOINTS
- 6	579.6	SEALANT-EXTRUDED		
				WEATHER SEALING ----- OF WINDOWS
- 7	S1078-1	SEALANT-SYNTHETIC RUBBER-FABRIC REINFORCED .06 THICK .50 WIDE		
				WINDSHIELD SEALING -----
- 8	S1078-2	SEALANT-SYNTHETIC RUBBER-FABRIC REINFORCED .12 THICK .50 WIDE		
				WINDSHIELD SEALING -----
- 9	S1078-3	SEALANT-SYNTHETIC RUBBER-FABRIC REINFORCED 2 MIL MYLAR TAPE BACKING. .06 THICK 1.50 WIDE		
				WINDSHIELD SEALING -----
-10	EC1239A-B	SEALANT-CATALYTIC		
				GENERAL PURPOSE ----- FOR FAYING SURFACES- FILLET & RIVET SEALS- FUEL SEALING AND AREAS WHERE SKYDROL IS PRESENT
-11	700	SEALANT-FIREWALL		
				SEALING FIREWALL JOINTS ----- AND OPENINGS. WITHSTANDS 2000 DEGREE TEMP FOR 5 MINUTES.
-12	EC776	ADHESIVE-GASKET FUEL RESISTANT SYNTHETIC RUBBER BASE.		
				CEMENTING GASKETS -----
-13	550	SOUND DEADENER- LIQUID VIBRATION DAMPENER		
				VIBRATION DAMPENING ----- CAN BE BRUSHED OR SPRAYED.
-14	MX25A	PRIMER-ZINC CHROMATE- YELLOW		
				CORROSION PROOFING -----
-14A	LOCTITE 5381	EPOXY MIXER CUP		
				URETHANE TO URETHANE ----- URETHANE TO METAL POLYCARBONATE TO METAL ABS TO METAL



FIGURE AND INDEX NO.	PART NUMBER	DESCRIPTION							UNITS PER ASSY	USABLE ON CODE
		1	2	3	4	5	6	7		
1-14B	EC2216B/A	ADHESIVE METAL TO METAL -----								
		PARTS A & B								
-14C	LOCTITE 8721	LOCKING & RETAINING METAL TO METAL -----								
		COMPOUND								
-15	S51-4	HOSE-FUEL & OIL-1/4 ID AVAILABLE BY THE FOOT -----							AR	
	S51-6	HOSE-FUEL & OIL-3/8 ID AVAILABLE BY THE FOOT -----							AR	
	S51-8	HOSE-FUEL & OIL-1/2 ID AVAILABLE BY THE FOOT -----							AR	
	S51-10	HOSE-FUEL & OIL-5/8 ID AVAILABLE BY THE FOOT -----							AR	
	S51-12	HOSE-FUEL & OIL-3/4 ID AVAILABLE BY THE FOOT -----							AR	
	S51-16	HOSE-FUEL & OIL-1.00 ID AVAILABLE BY THE FOOT -----							AR	
	S51-32	HOSE-FUEL & OIL-2.00 ID AVAILABLE BY THE FOOT -----							AR	
-16	S202RB	CHANNEL-EXTRUDED BLACK AVAILABLE BY THE FOOT -----							AR	
	S202VW	CHANNEL-EXTRUDED WHITE AVAILABLE BY THE FOOT -----							AR	
-17	S292-1	INSULATION SLEEVING-ELEC-.118 ID AVAILABLE BY THE FOOT -----							AR	
	S292-2	INSULATION SLEEVING-ELEC-.133 ID AVAILABLE BY THE FOOT -----							AR	
	S292-3	INSULATION SLEEVING-ELEC-.148 ID AVAILABLE BY THE FOOT -----							AR	
	S292-4	INSULATION SLEEVING-ELEC-.166 ID AVAILABLE BY THE FOOT -----							AR	
	S292-5	INSULATION SLEEVING-ELEC-.186 ID AVAILABLE BY THE FOOT -----							AR	
	S292-6	INSULATION SLEEVING-ELEC-.208 ID AVAILABLE BY THE FOOT -----							AR	
	S292-8	INSULATION SLEEVING-ELEC-.263 ID AVAILABLE BY THE FOOT -----							AR	
	S292-11	INSULATION SLEEVING-ELEC-5/16 ID AVAILABLE BY THE FOOT -----							AR	
	S292-12	INSULATION SLEEVING-ELEC-3/8 ID AVAILABLE BY THE FOOT -----							AR	
	S292-14	INSULATION SLEEVING-ELEC-1/2 ID AVAILABLE BY THE FOOT -----							AR	
	S292-16	INSULATION SLEEVING-ELEC-3/4 ID AVAILABLE BY THE FOOT -----							AR	
	S292-28	INSULATION SLEEVING-ELEC-2-1/2 ID AVAILABLE BY THE FOOT -----							AR	
-18	S1026BG	CLAMP-WRAP TYPE AVAILABLE IN 100 FOOT ROLL -----							AR	
-19	S1053E7T	DUCT-FLEXIBLE-NEOPRENE IMPREGNATED 7/8 DIA -----							AR	
		AVAILABLE IN 10 FOOT LENGTHS ONLY								
	S1053E8T	DUCT-FLEXIBLE-NEOPRENE IMPREGNATED 1.00 DIA -----							AR	
		AVAILABLE IN 10 FOOT LENGTHS ONLY								
	S1053E10T	DUCT-FLEXIBLE-NEOPRENE IMPREGNATED 1-1/4 DIA -----							AR	
	S1053K10T	DUCT-FLEXIBLE-SILICONE IMPREGNATED 1-1/4 DIA -----							AR	
		AVAILABLE IN 10 FOOT LENGTHS ONLY								
	S1053E12T	DUCT-FLEXIBLE-NEOPRENE IMPREGNATED 1-1 1/2 DIA -----							AR	
	S1053K12T	DUCT-FLEXIBLE-SILICONE IMPREGNATED 1-1/2 DIA -----							AR	
		AVAILABLE IN 10 FOOT LENGTHS ONLY								
	S1053E20T	DUCT-FLEXIBLE-NEOPRENE IMPREGNATED 2-1/2 DIA -----							AR	
	S1053K20T	DUCT-FLEXIBLE-SILICONE IMPREGNATED 2-1/2 DIA -----							AR	
		AVAILABLE IN 10 FOOT LENGTHS ONLY								
	S1053E24T	DUCT-FLEXIBLE-NEOPRENE IMPREGNATED 3.00 DIA -----							AR	
	S1053K24T	DUCT-FLEXIBLE-SILICONE IMPREGNATED 3.00 DIA -----							AR	
	S1053K24W	DUCT-FLEXIBLE-SILICONE IMPREGNATED 2 PLY 3.00 DIA -----							AR	
		AVAILABLE IN 10 FOOT LENGTHS ONLY								
	S1053E28T	DUCT-FLEXIBLE-NEOPRENE IMPREGNATED 3-1/2 DIA -----							AR	
	S1053K28W	DUCT-FLEXIBLE-SILICONE IMPREGNATED 2 PLY 3-1/2 DIA -----							AR	
		AVAILABLE IN 10 FOOT LENGTHS ONLY								
	S1053E32T	DUCT-FLEXIBLE-NEOPRENE IMPREGNATED 4.00 DIA -----							AR	
	S1053K32T	DUCT-FLEXIBLE-SILICONE IMPREGNATED 4.00 DIA -----							AR	
		AVAILABLE IN 10 FOOT LENGTHS ONLY								
-20	S1047-1	SEAL-SPONGE RUBBER-1/4 THICK AVAILABLE BY THE FOOT -----							AR	
	S1047-2	SEAL-SPONGE RUBBER-5/16 THICK AVAILABLE BY THE FOOT -----							AR	
-21	S1055-1	CHANNEL-EXTRUDED RUBBER AVAILABLE BY THE FOOT -----							AR	
-22	S1071-1	TUBE-POLYETHYLENE-1/4 DIA AVAILABLE BY THE FOOT -----							AR	
	S1071-3	TUBE-POLYETHYLENE-3/8 DIA AVAILABLE BY THE FOOT -----							AR	
	S1071-4	TUBE-POLYETHYLENE-1/2 DIA AVAILABLE BY THE FOOT -----							AR	
	S1071-5	TUBE-POLYETHYLENE-5/8 DIA AVAILABLE BY THE FOOT -----							AR	
-23	S1084-1	SEAL-EXTRUDED RUBBER AVAILABLE BY THE FOOT -----							AR	
-24	S1110ET	DUCT-OVAL-FLEXIBLE-NEOPRENE IMPREGNATED -----							AR	
		AVAILABLE IN 10 FT LENGTHS ONLY								
-25	S1346-1	SEAL-SPONGE RUBBER AVAILABLE IN 12 FT LENGTHS ONLY -----							AR	
-26	S1366-1	MOULDING-EXTRUDED PLASTIC-SAND AVAILABLE BY THE FOOT -----							AR	
	S1366-2	MOULDING-EXTRUDED PLASTIC-FAWN AVAILABLE BY THE FOOT -----							AR	
	S1366-3	MOULDING-EXTRUDED PLASTIC-BLACK AVAILABLE BY THE FOOT -----							AR	
-27	S1378-1	SEAL-SPONGE RUBBER-BEIGE AVAILABLE IN 7 FT LENGTHS ONLY -----							AR	
	S1378-2	SEAL-SPONGE RUBBER-CLOUD GRAY -----							AR	
		AVAILABLE IN 7 FT LENGTHS ONLY								
-28	S1389-1	SEALER STRIP-FELT-1.00 WIDE AVAILABLE BY THE FOOT -----							AR	
	S1389-2	SEALER STRIP-FELT-1-1/2 WIDE AVAILABLE BY THE FOOT -----							AR	
	S1389-3	SEALER STRIP-FELT-2.00 WIDE AVAILABLE BY THE FOOT -----							AR	
	S1389-4	SEALER STRIP-FELT-1-3/4 WIDE AVAILABLE BY THE FOOT -----							AR	
	S1389-5	SEALER STRIP-FELT-1-1/4 WIDE AVAILABLE BY THE FOOT -----							AR	
	S1389-6	SEALER STRIP-FELT-2-1/4 WIDE AVAILABLE BY THE FOOT -----							AR	
	S1389-7	SEALER STRIP-FELT-1-3/8 WIDE AVAILABLE BY THE FOOT -----							AR	

CONTINUED ON NEXT PAGE

Bulk Items (Cont)



←RETURN - SEE
TEXT *.

Figure 1. Miscellaneous Bulk Items

FIGURE AND INDEX NO.	PART NUMBER	DESCRIPTION	UNITS PER ASSY	USABLE ON CODE
		1 2 3 4 5 6 7		
1 -29	S1398-1	CONTROL-PUSH PULL-WIRE AVAILABLE BY THE FOOT -----	AR	
-30	S1398-2	CONTROL-PUSH PULL-CASING AVAILABLE BY THE FOOT -----	AR	
-31	S1415-1	MOULDING-EXTRUDED VINYL -----	AR	
-32	S1441-1	SEAL-SPONGE RUBBER-3/8 WIDE AVAILABLE BY THE FOOT -----	AR	
	S1441-2	SEAL-SPONGE RUBBER-1/4 WIDE AVAILABLE BY THE FOOT -----	AR	
	S1441-3	SEAL-SPONGE RUBBER-1/2 WIDE AVAILABLE BY THE FOOT -----	AR	
-33	S1495-4	HOSE-RUBBER-1/4 ID AVAILABLE BY THE FOOT -----	AR	
	S1495-6	HOSE-RUBBER-3/8 ID AVAILABLE BY THE FOOT -----	AR	
	S1495-8	HOSE-RUBBER-1/2 ID AVAILABLE BY THE FOOT -----	AR	
	S1495-10	HOSE-RUBBER-5/8 ID AVAILABLE BY THE FOOT -----	AR	
-34	S1611-1	SEAL-EXTRUDED VINYL AVAILABLE BY THE FOOT -----	AR	
-35	S1635-1	ELECTRICAL PIN WIRE SIZE 22-18 -----	AR	
	S1635-2	ELECTRICAL PIN WIRE SIZE 18-14 -----	AR	
	S1635-3	ELECTRICAL PIN WIRE SIZE 18 GA-2 WIRE -----	AR	
-36	S1636-1	ELECTRICAL SOCKET WIRE SIZE 22-18 -----	AR	
	S1636-2	ELECTRICAL SOCKET WIRE SIZE 18-14 -----	AR	
	S1636-3	ELECTRICAL SOCKET WIRE SIZE 18 GA-2 WIRE -----	AR	
-37	S1637-1	HOUSING-ELECTRICAL PIN -----	AR	
-38	S1637-2	HOUSING-ELECTRICAL SOCKET -----	AR	
-39	S1638-1	HOUSING-ELECTRICAL SOCKET-3 CIRCUIT -----	AR	
-40	S1638-2	HOUSING-ELECTRICAL PIN-3 CIRCUIT -----	AR	
-41	S1640-6	HOUSING-ELECTRICAL PIN-6 CAVITY -----	AR	
	S1640-9	HOUSING-ELECTRICAL PIN-9 CAVITY -----	AR	
	S1640-12	HOUSING-ELECTRICAL PIN-12 CAVITY -----	AR	
	S1640-15	HOUSING-ELECTRICAL PIN-15 CAVITY -----	AR	
-42	S1641-6	HOUSING-ELECTRICAL SOCKET-6 CAVITY -----	AR	
	S1641-9	HOUSING-ELECTRICAL SOCKET-9 CAVITY -----	AR	
	S1641-12	HOUSING-ELECTRICAL SOCKET-12 CAVITY -----	AR	
	S1641-15	HOUSING-ELECTRICAL SOCKET-15 CAVITY -----	AR	
-43	S1116-1	SEAL-NEOPRENE AVAILABLE BY THE FOOT -----	AR	
-44	S1356	SEAL-EXTRUDED RUBBER AVAILABLE BY THE FOOT -----	AR	
-45	S1614	LACING-KOROSEAL AVAILABLE BY THE FOOT -----	AR	
-46	3690-1/8	FILM-BLACK VINYL-1/8 IN WIDE AVAILABLE BY THE ROLL -----	AR	
	3690-1/4	FILM-BLACK VINYL-1/4 IN WIDE AVAILABLE BY THE ROLL -----	AR	
	3690-1/2	FILM-BLACK VINYL-1/2 IN WIDE AVAILABLE BY THE ROLL -----	AR	
-47	S1948-2-1	* TRIM-EXTRUDED CLOUD GRAY AVAILABLE BY THE FOOT -----	AR	
	S1948-2-2	* TRIM-EXTRUDED EBONY AVAILABLE BY THE FOOT -----	AR	
	S1948-2-3	* TRIM-EXTRUDED SILVER TEAL BLUE AVAILABLE BY THE FOOT -----	AR	
	S1948-2-4	* TRIM-EXTRUDED MARIGOLD AVAILABLE BY THE FOOT -----	AR	
	S1948-2-5	* TRIM-EXTRUDED SUN GOLD AVAILABLE BY THE FOOT -----	AR	
	S1948-2-6	* TRIM-EXTRUDED LIGHT OLIVE AVAILABLE BY THE FOOT -----	AR	
	S1948-2-7	* TRIM-EXTRUDED CLOVE BROWN AVAILABLE BY THE FOOT -----	AR	
	S1948-2-8	* TRIM-EXTRUDED HOLIDAY BLUE AVAILABLE BY THE FOOT -----	AR	
	S1948-2-9	* TRIM-EXTRUDED FIESTA RED AVAILABLE BY THE FOOT -----	AR	
	S1948-2-10	* TRIM-EXTRUDED PICNIC GREEN AVAILABLE BY THE FOOT -----	AR	
	S1948-2-11	* TRIM-EXTRUDED BOGOTA BLUE AVAILABLE BY THE FOOT -----	AR	
	S1948-2-12	* TRIM-EXTRUDED TAHITIAN RED AVAILABLE BY THE FOOT -----	AR	
	S1948-2-13	* TRIM-EXTRUDED CYPRUS GREEN AVAILABLE BY THE FOOT -----	AR	
	S1948-2-14	* TRIM-EXTRUDED PEACOCK BLUE AVAILABLE BY THE FOOT -----	AR	
	S1948-2-15	* TRIM-EXTRUDED POPPY RED AVAILABLE BY THE FOOT -----	AR	
	S1948-2-16	* TRIM-EXTRUDED GOLDEN OLIVE & OLIVE GREEN -----	AR	
		AVAILABLE BY THE FOOT		
	S1948-2-17	* TRIM-EXTRUDED SUNSET RED AVAILABLE BY THE FOOT -----	AR	
	S1948-2-18	* TRIM-EXTRUDED COPEN BLUE AVAILABLE BY THE FOOT -----	AR	
	S1948-2-19	* TRIM-EXTRUDED CHESTNUT BROWN AVAILABLE BY THE FOOT -----	AR	
	S1948-2-20	* TRIM-EXTRUDED OLD GOLD AVAILABLE BY THE FOOT -----	AR	
-48	S1050-1	GROMMET-CATERPILLAR .056 WIDE -----	AR	
	S1050-2	GROMMET-CATERPILLAR .090 WIDE -----	AR	
	S1050-3	GROMMET-CATERPILLAR .131 WIDE -----	AR	
-49	S2092-1	FABRIC FASTENER-HOOK AVAILABLE BY FOOT -----	AR	
	S2092-3	FABRIC FASTENER-HOOK AVAILABLE BY THE FOOT -----	AR	
	S2092-31	FABRIC FASTENER-HOOK RIGID VINYL BACKED -----	AR	
		AVAILABLE BY THE FOOT		
-50	S2092-2	FABRIC FASTENER-PILE AVAILABLE BY FOOT -----	AR	
	S2092-4	FABRIC FASTENER-PILE AVAILABLE BY THE FOOT -----	AR	
	S2092-30	FABRIC FASTENER-PILE RIGID VINYL BACKED -----	AR	
		AVAILABLE BY THE FOOT		

NOTE. *PART NUMBER LISTED IN TEXT HAS A
1/2 INCH RETURN. FOR A 7/8 INCH RETURN
CHANGE FIRST DASH NUMBER TO -1.
EXAMPLE-S1948-1-4.

Placards

***ABCDEFGHIJKLMN
OPQRSTUVWXYZ
-1234567890***

**ABCDEFGHIJKLMN
OPQRSTUVWXYZ
-1234567890**

**ABCDEFGHIJKLMN
OPQRSTUVWXYZ
-1234567890**

Figure 2. (Sheet 1 of 5) Placards, Nameplates & Exterior Markings

Placards (Cont)

S1500 TYPE STENCILS * FOR SLANT GOTHIC LETTERS & NUMERALS


LETTERS AND NUMERALS ARE AVAILABLE IN 10 INCH AND 12 INCH HEIGHTS IN EITHER LEFT HAND OR RIGHT HAND SLANT.

LETTERS AVAILABLE ARE A THRU Z.
NUMERALS AVAILABLE ARE 0 THRU 9.

TO ORDER:

EACH LETTER OR NUMERAL WANTED MUST BE ORDERED BY GIVING BASIC PART NUMBER, FOLLOWED BY HEIGHT DESIRED, FOLLOWED BY SPECIFIC LETTER OR NUMERAL AND THE DESIGNATOR L OR R TO INDICATE LEFT OR RIGHT HAND SLANT.

EXAMPLE:




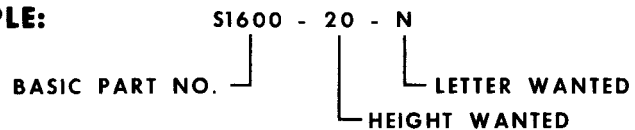
S1600 TYPE STENCILS * FOR VERTICAL GOTHIC LETTERS & NUMERALS

LETTERS AND NUMERALS ARE AVAILABLE IN 6 INCH, 12 INCH AND 20 INCH HEIGHTS. LETTERS AVAILABLE ARE A THRU Z. NUMERALS AVAILABLE ARE 0 THRU 9.

TO ORDER:

EACH LETTER OR NUMERAL WANTED MUST BE ORDERED BY GIVING BASIC PART NUMBER, FOLLOWED BY HEIGHT DESIRED, FOLLOWED BY SPECIFIC LETTER OR NUMERAL WANTED.

EXAMPLE:



* EACH STENCIL PROVIDES FOR EITHER
BACKGROUND OR CENTER MASK.

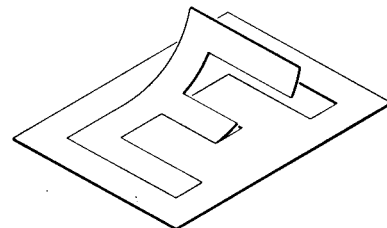
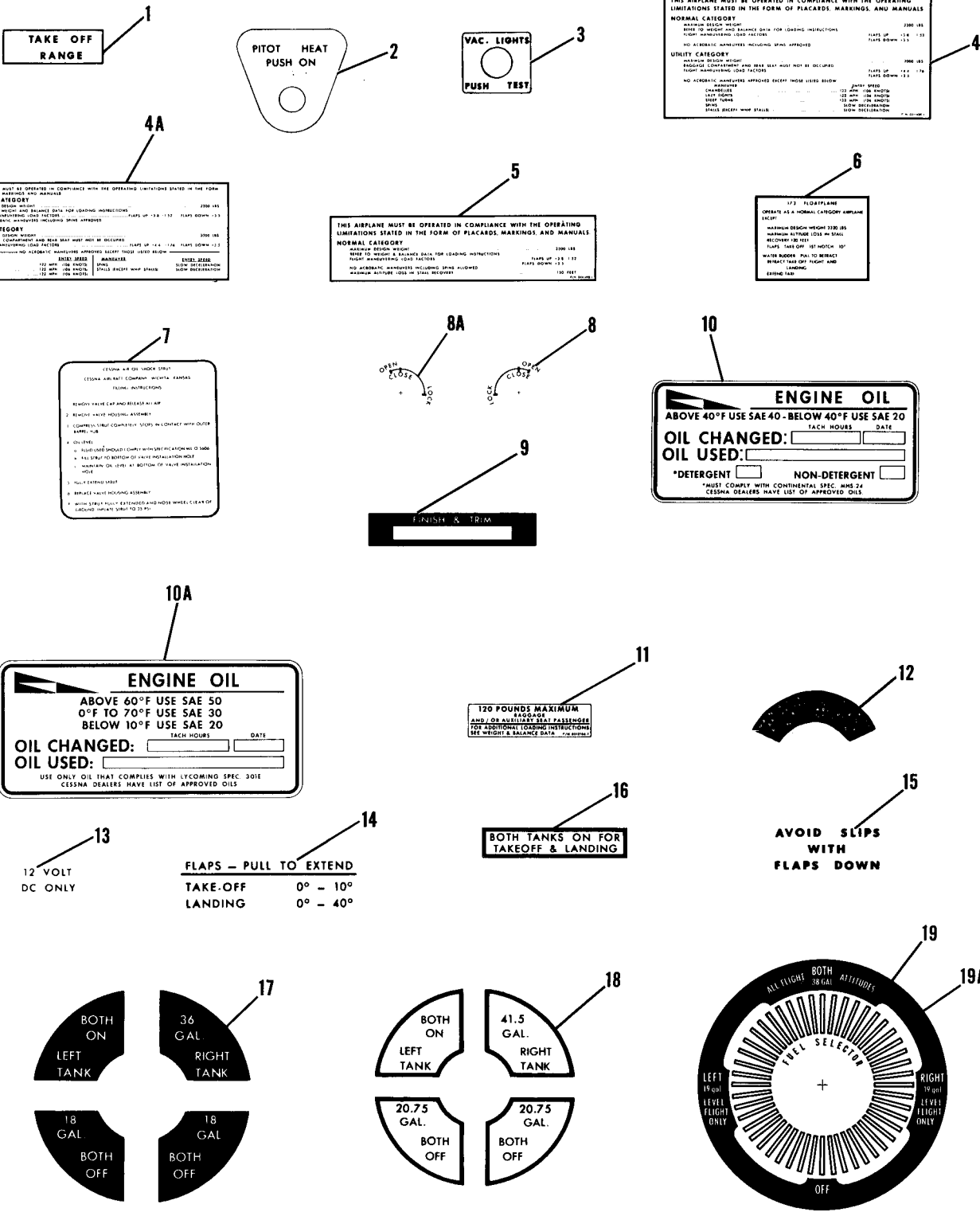


Figure 2. (Sheet 2 of 5) Placards, Nameplates & Exterior Markings

Placards (Cont)



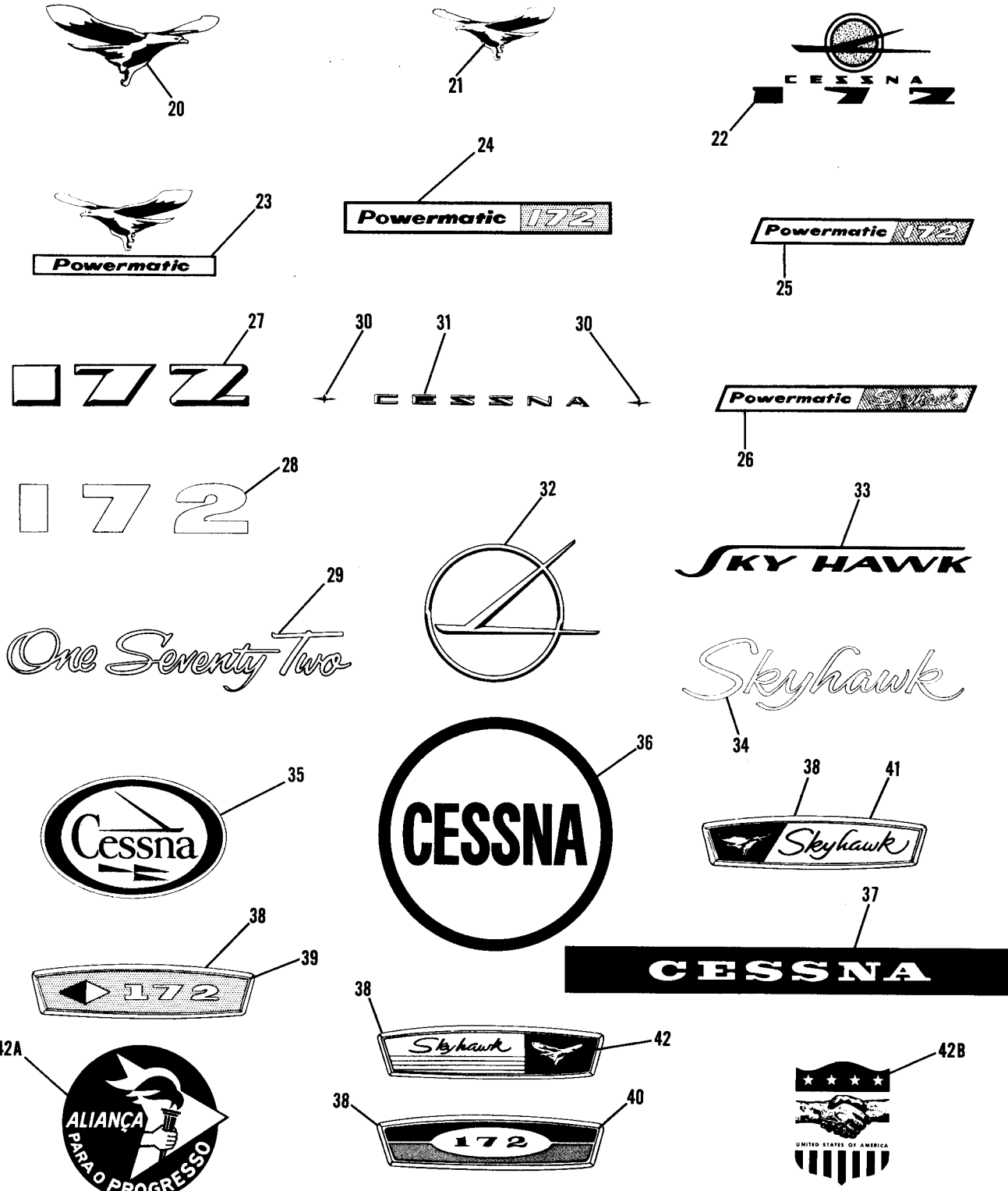
172 SERIAL 17249545 THRU 17257161
 F172 SERIAL F172-0001 THRU F172-0559
 Figure 2. (Sheet 3 of 5) Placards, Nameplates & Exterior Markings



FIGURE AND INDEX NO.	PART NUMBER	DESCRIPTION	UNITS PER ASSY	USABLE ON CODE
2 -		PLACARDS, NAMEPLATES & EXTERIOR MARKINGS -----	NP	A
- 1	0413179	PLACARD-TAKE OFF RANGE -----	1	F
- 2	0513153-6	PLACARD-PITOT HEAT -----	1	E
- 3	0713705-2	PLACARD-VACUUM LIGHTS TEST -----	1	F
- 4	0511489-1	PLACARD-OPERATIONAL LIMITATIONS -----	1	A
- 4A	S1656-4	PLACARD-OPERATIONAL LIMITATIONS -----	1	V
- 5	0511490-1	PLACARD-OPERATIONAL LIMITATIONS -----	1	B
- 6	0513219-13	PLACARD-FLOATPLANE -----	1	A
- 7	0543032	PLACARD-NOSE GEAR SHOCK STRUT -----	1	S
	0543032-2	PLACARD-NOSE GEAR SHOCK STRUT -----	1	U
- 8	0700166-1	PLACARD-DOOR HANDLE LH -----	1	AC
- 8A	0700166-2	PLACARD-DOOR HANDLE RH -----	1	AC
- 9	0713047	PLACARD-FINISH & TRIM -----	1	
-10	S1397-2	PLACARD-ENGINE OIL CHANGE -----	1	N
	S1397-3	PLACARD-ENGINE OIL CHANGE -----	1	T
	S1397-4	PLACARD-ENGINE OIL CHANGE -----	1	O
-10A	S1397-6	PLACARD-ENGINE OIL CHANGE -----	1	Z
-11	0512166-3	PLACARD ASSEMBLY-BAGGAGE -----	1	
-12	0713209-1	PLACARD-CARBURETOR AIR TEMPERATURE INDICATOR -----	1	E
-13	0500130-1	PLACARD-GROUND SERVICE RECEPTACLE -----	1	A
-14	0510194-1	PLACARD-PULL TO EXTEND FLAPS -----	1	F
-15	0510188	PLACARD-AVOID SLIPS -----	1	F
-16	0500254-1	PLACARD-TAKE OFF & LANDING WHEN EXHAUSTED USE 0505006-1 --	1	J
	0505006-1	PLACARD-TAKE OFF & LANDING -----	1	J
-17	0511167-21	PLACARD-FUEL SELECTOR -----	1	G
-18	0511167-14	PLACARD-FUEL SELECTOR -----	1	B
-19	0500246-11	PLACARD-FUEL SELECTOR 18 GAL -----	1	Y
-19A	0716615-7	PLACARD-FUEL SELECTOR 19 GAL -----	1	Z

CONTINUED ON NEXT PAGE

Placards (Cont)




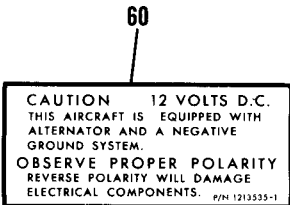

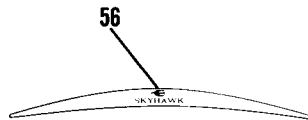
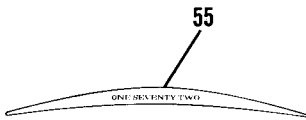
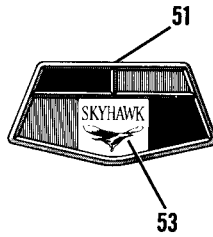
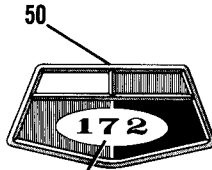
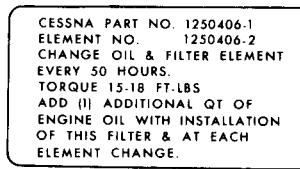
172 SERIAL 17249545 THRU 17257161
F172 SERIAL F172-0001 THRU F172-0559

Figure 2. (Sheet 4 of 5) Placards, Nameplates & Exterior Markings

FIGURE AND INDEX NO.	PART NUMBER	DESCRIPTION							UNITS PER ASSY	USABLE ON CODE
		1	2	3	4	5	6	7		
2 -20	0500109-1	PLACARD-SKYHAWK RH							1	E
	0500109-2	PLACARD-SKYHAWK LH							1	E
-21	0500109-3	PLACARD-SKYHAWK USED ON CONTROL WHEEL							1	C
-22	0500084-1	NAMEPLATE-CONTROL WHEEL							1	C
-23	0500124-1	PLACARD-POWERMATIC SKYHAWK							1	B
-24	0500124-2	PLACARD-POWERMATIC 172							1	B
-25	0500119-1	PLACARD-POWERMATIC 172 EXTERIOR							1	B
-26	0500119-2	PLACARD-POWERMATIC SKYHAWK EXTERIOR							1	B
-27	0500091-4	NAMEPLATE-172							1	C
-28	0500127-1	NAMEPLATE-172							2	H
-29	0500247-1	PLACARD-172							2	P
-30	0500085-2	EMBLEM-STAR							2	E
-31	0500085-1	INSIGNA-CESSNA							1	E
-32	0500051-3	EMBLEM-172 LH							1	C
	0500051-4	EMBLEM-172 RH							1	C
-33	0500110-1	NAMEPLATE-SKYHAWK							1	C
-34	0500128-1	PLACARD-SKYHAWK							2	H
	0500255-1	PLACARD-SKYHAWK							1	P
-35	S1433-1	PLACARD-CESSNA LABEL							1	A
-36	1400014-1	NAMEPLATE-CESSNA							2	H
-37	0500248-1	NAMEPLATE-CESSNA							1	X
-38	0500125-1	PLATE-CONTROL WHEEL INSIGNA							1	D
-39	0500125-4	INSIGNA-172							1	H
-40	0500249-1	PLACARD-172							1	P
-41	0500125-6	INSIGNA-SKYHAWK							1	H
-42	0500250-1	PLACARD-SKYHAWK							1	P
-42A	S1714-1	PLACARD-ALLIANCE FOR PROGRESS							1	Z
-42B	S1713-1	PLACARD-HANDS OF FRIENDSHIP							1	Z

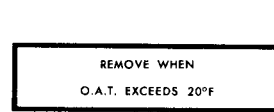

CONTINUED ON NEXT PAGE

Placards (Cont)



ONE SEVENTY TWO

SKYHAWK



172 SERIAL 17249545 THRU 17257161
 F172 SERIAL F172-0001 THRU F172-0559
 Figure 2. (Sheet 5 of 5) Placards, Nameplates & Exterior Markings

FIGURE AND INDEX NO.	PART NUMBER	DESCRIPTION	UNITS PER ASSY	USABLE ON CODE
		1 2 3 4 5 6 7		
2 -43	1220112-4	PLACARD-FLOATPLANE FLAPS -----	1	K
-44	1200678-2	PLACARD-ALTERNATE STATIC SOURCE -----	1	L
-45		PLACARD-OIL FILTER -----	NP	Q
	1250410-3	PLACARD-OIL FILTER -----	1	R
-46	0500404-1	PLACARD-ONE SEVENTY TWO -----	2	T
-47	0500405-1	PLACARD-SKYHAWK -----	2	T
-48	0500125-1	PLATE -----	2	T
-49	0700748-1	PLACARD -----	2	T
-50	0500125-29	PLATE-CONTROL WHEEL INSIGNIA 172 -----	1	T
-51	0500125-31	PLATE-CONTROL WHEEL INSIGNIA SKYHAWK -----	1	T
-52	0500401-1	INSIGNIA-172 -----	1	T
-53	0500402-1	INSIGNIA-SKYLARK -----	1	T
-54	0400135-1	NAMEPLATE-CESSNA -----	2	T
-55	0500262-1	PLACARD-CONTROL WHEEL 172 -----	1	AB
-56	0500263-1	PLACARD-CONTROL WHEEL SKYHAWK -----	1	AB
-57	0400202-2	PLACARD-EXTERIOR IDENTIFICATION ONE SEVENTY TWO -----	2	O
-58	0400202-3	PLACARD-EXTERIOR IDENTIFICATION SKYHAWK -----	2	O
-59	0500266-2	PLACARD-EXTERIOR TRIM SKYHAWK ONLY -----	6	O
-60	1213535-1	PLACARD-POLARITY -----	1	U
-61	1205010-1	NAMEPLATE-LH -----	1	W
-62	1205010-2	NAMEPLATE-RH -----	1	W
-63	0405002-3	PLACARD-CONTROL WHEEL -----	1	W
-64	1705003-1	PLACARD-172 -----	1	Z
-65	1705004-1	PLACARD-SKYHAWK -----	1	Z
-66	1205013-2	PLACARD-EXTERIOR IDENTIFICATION 172 -----	2	Z
-67	1205013-5	PLACARD-EXTERIOR IDENTIFICATION SKYHAWK -----	2	Z
-68	0400210-1	PLACARD-COMPASS CORRECTION -----	1	V
-69		PLACARD-AIRPLANE IDENTIFICATION -----	NP	V
-70	0700319-13	PLACARD-WINTERIZATION WHEN EXHAUSTED USE 0505009-2 -----	1	J
	0505009-2	PLACARD-WINTERIZATION -----	1	J
-71	0552110-3	PLACARD-WINTERIZATION -----	1	J
	S1500	STENCILS-SLANT LETTERS & NUMBERS SEE SHEET 1 & 2 -----	AR	
	S1600	STENCILS-VERTICAL LETTERS & NUMERALS SHEET 1 & 2 -----	AR	
<p>A---172 SERIAL 17249545 THRU 17254892 F172 SERIAL F172-0001 THRU F172-0319</p> <p>B---P172 SERIAL P17257120 THRU P17257188 FP172 SERIAL FP172-0001 THRU FP172-0003</p> <p>C---172 SERIAL 17249545 THRU 17250572 F172 SERIAL F172-0001 THRU F172-0018</p> <p>D---172 SERIAL 17250573 THRU 17254892 F172 SERIAL F172-0019 THRU F172-0319</p> <p>E---172 SERIAL 17249545 THRU 17250572 F172 SERIAL F172-0001 THRU F172-0018 P172 SERIAL 17257120 THRU P17257188 FP172 SERIAL FP172-0001 THRU FP172-0003</p> <p>F---172 SERIAL 17249545 THRU 17251822 F172 SERIAL F172-0001 THRU F172-0085 P172 SERIAL P17257120 THRU P17257188 FP172 SERIAL FP172-0001 THRU FP172-0003</p> <p>G---172 SERIAL 17249545 THRU 17251822 F172 SERIAL F172-0001 THRU F172-0085</p> <p>H---172 SERIAL 17250573 THRU 17251822 F172 SERIAL F172-0019 THRU F172-0085</p> <p>J---172 SERIAL 17251823 THRU 17257161 F172 SERIAL F172-0086 THRU F172-0559</p> <p>K---172 SERIAL 17252204 THRU 17257161</p> <p>L---172 SERIAL 17252488 THRU 17257161 F172 SERIAL F172-0160 THRU F172-0559</p> <p>M---DELETED</p> <p>N---172 SERIAL 17249545 THRU 17253392 F172 SERIAL F172-0001 THRU F172-0179</p> <p>O---172 SERIAL 17254893 THRU 17256512 F172 SERIAL F172-0320 THRU F172-0559</p> <p>P---172 SERIAL 17251823 THRU 17253392 F172 SERIAL F172-0086 THRU F172-0179</p>				
CONTINUED ON NEXT PAGE				

FIGURE AND INDEX NO.	PART NUMBER	DESCRIPTION	UNITS PER ASSY	USABLE ON CODE
2 -		<p style="text-align: center;">1 2 3 4 5 6 7</p> <p>Q---172 SERIAL 17250751 THRU 17253464 F172 SERIAL F172-0039 THRU F172-0203</p> <p>R---172 SERIAL 17253465 THRU 17257161 F172 SERIAL F172-0204 THRU F172-0559</p> <p>S---172 SERIAL 17249545 THRU 17254892 F172 SERIAL F172-0001 THRU F172-0319 P172 SERIAL P17257120 THRU P17257188 FP172 SERIAL FP172-0001 THRU FP172-0003</p> <p>T---172 SERIAL 17253393 THRU 17254892 F172 SERIAL F172-0180 THRU F172-0319</p> <p>U---172 SERIAL 17254893 THRU 17257161 F172 SERIAL F172-0320 THRU F172-0559</p> <p>V---172 SERIAL 17254893 THRU 17257161 F172 SERIAL F172-0320 THRU F172-0559</p> <p>W---172 SERIAL 17256513 THRU 17257161 F172 SERIAL F172-0432 THRU F172-0435 F172-0443, F172-0447 THRU F172-0559</p> <p>X---172 SERIAL 17251823 THRU 17253392 F172 SERIAL F172-0086 THRU F172-0179 172 SERIAL 17254893 THRU 17256512 F172 SERIAL F172-0320 THRU F172-0431 F172-0436 THRU F172-0442 F172-0444 THRU F172-0446</p> <p>Y---172 SERIAL 17251823 THRU 17256512 F172 SERIAL F172-0086 THRU F172-0559</p> <p>Z---172 SERIAL 17256513 THRU 17257161</p> <p>AA---172 SERIAL 17249545 THRU 17256512 F172 SERIAL F172-0001 THRU F172-0559</p> <p>AB---172 SERIAL 17254893 THRU 17256512 F172 SERIAL F172-0320 THRU F172-0431 F172-0436 THRU F172-0442 F172-0444 THRU F172-0446</p> <p>AC---172 SERIAL 17253393 THRU 17257161 F172 SERIAL F172-0180 THRU F172-0559</p>		



FIGURE AND INDEX NO.	PART NUMBER	DESCRIPTION							UNITS PER ASSY	USABLE ON CODE
		1	2	3	4	5	6	7		
3 -		PLACARDS, NAMEPLATES & EXTERIOR MARKINGS -----							NP	A
- 1	1205001-34	PLACARD-OPERATIONAL LIMITATIONS FLOATPLANE -----							1	S
- 1A	1205001-101	PLACARD-OPERATIONAL LIMITATIONS DAY-NIGHT-VFR-IFR FLOATPLANE -----							1	J
	1205001-102	PLACARD-OPERATIONAL LIMITATIONS DAY-NIGHT-VFR FLOATPLANE -----							1	J
	1205001-156	PLACARD-OPERATIONAL LIMITATIONS DAY-NIGHT-VFR FLOATPLANE DAY-VFR ---							1	AE
	1205001-134	PLACARD-OPERATIONAL LIMITATIONS DAY-NIGHT-VFR FLOATPLANE -----							1	AE
	1205001-133	PLACARD-OPERATIONAL LIMITATIONS DAY-NIGHT-VFR-IFR FLOATPLANE -----							1	AE
- 2	1205001-12	PLACARD-OPERATIONAL LIMITATIONS 172 -----							1	S
- 2A	1205001-73	PLACARD-OPERATIONAL LIMITATIONS DAY-NIGHT-VFR-IFR 172 -----							1	V
	1205001-74	PLACARD-OPERATIONAL LIMITATIONS DAY-NIGHT-VFR 172 -----							1	V
- 2B	1205001-112	PLACARD-OPERATIONAL LIMITATIONS DAY-NIGHT-VFR-IFR 172 -----							1	AC
	1205001-113	PLACARD-OPERATIONAL LIMITATIONS DAY-NIGHT-VFR 172 -----							1	AC
- 2C	1205001-127	PLACARD-OPERATIONAL LIMITATIONS DAY-NIGHT-VFR-IFR 172 -----							1	AE
	1205001-128	PLACARD-OPERATIONAL LIMITATIONS DAY-NIGHT-VFR 172 -----							1	AE
	1205001-147	PLACARD-OPERATIONAL LIMITATIONS DAY-VFR 172 -----							1	AE
- 3	1205001-26	PLACARD-OPERATIONAL LIMITATIONS F172 -----							1	T
- 3A	1205001-75	PLACARD-OPERATIONAL LIMITATIONS DAY-NIGHT-VFR-IFR ENGLISH F172 -----							1	K
	1205001-95	PLACARD-OPERATIONAL LIMITATIONS DAY-NIGHT-VFR-IFR FRENCH F172 -----							1	K
	1205001-76	PLACARD-OPERATIONAL LIMITATIONS DAY-NIGHT-VFR ENGLISH F172 -----							1	K
	1205001-96	PLACARD-OPERATIONAL LIMITATIONS DAY-NIGHT-VFR FRENCH F172 -----							1	K
- 3B	1205001-129	PLACARD-OPERATIONAL LIMITATIONS DAY-NIGHT-VFR-IFR ENGLISH F172 -----							1	AF
	1205001-131	PLACARD-OPERATIONAL LIMITATIONS DAY-NIGHT-VFR-IFR FRENCH F172 -----							1	AF
	1205001-130	PLACARD-OPERATIONAL LIMITATIONS DAY-NIGHT-VFR ENGLISH F172 -----							1	AF
	1205001-132	PLACARD-OPERATIONAL LIMITATIONS NIGHT-VFR FRENCH F172 -----							1	AF
	1205001-148	PLACARD-OPERATIONAL LIMITATIONS DAY-VFR ENGLISH F172 -----							1	AF
	1205001-149	PLACARD-OPERATIONAL LIMITATIONS DAY-VFR FRENCH F172 -----							1	AF
- 4	0543032-2	PLACARD-NOSE GEAR SHOCK STRUT -----							1	
- 5	0713047	PLACARD-FINISH & TRIM -----							1	
- 5A	0505020-2	PLACARD-MASTER SWITCH -----							1	AM
- 6	0505011-1	PLACARD-ENGINE OIL CHANGE -----							1	
- 6A	C622003-0103	PLACARD-STROBE LIGHT -----							1	V
	C622003-0105	PLACARD-STROBE LIGHT -----							1	W
- 7	0716615-7	PLACARD-FUEL SELECTOR 19 GAL WEU 0705048-2 -----							1	
	0705048-2	PLACARD-FUEL SELECTOR 19 GAL -----							1	
	0716615-9	PLACARD-FUEL SELECTOR 24 GAL LONG RANGE WING WEU 0705048-3 -----							1	
	0705048-3	PLACARD-FUEL SELECTOR 24 GAL LONG RANGE WING -----							1	
- 8	S1714-1	PLACARD-ALLIANCE FOR PROGRESS -----							1	
- 9	S1713-1	PLACARD-HANDS OF FRIENDSHIP -----							1	
- 10	1205010-3	PLACARD-LH -----							1	C
- 11	1205010-4	PLACARD-RH -----							1	C
- 11A	0505015-1	PLACARD-WHEEL FAIRING LH -----							2	E
	0505015-2	PLACARD-WHEEL FAIRING RH -----							2	E
- 12	0700166-1	PLACARD-DOOR HANDLE LH -----							1	B
- 13	0700166-2	PLACARD-DOOR HANDLE RH -----							1	B
- 14	1705015-1	PLACARD-DOOR HANDLE LH -----							1	N
- 14A	1705015-2	PLACARD-DOOR HANDLE RH -----							1	N
- 15	0505017-1	PLATE-CONTROL WHEEL PLACARD -----							1	AM
- 16	0505008-7	PLACARD-CONTROL WHEEL 172 -----							1	P
- 17	0505008-8	PLACARD-CONTROL WHEEL F172 -----							1	Q
- 18	0505008-2	PLACARD-CONTROL WHEEL SKYHAWK -----							1	P
- 19	0505012-1	PLACARD-PENNANT -----							2	E
	0505012-2	PLACARD-PENNANT -----							2	V

CONTINUED ON NEXT PAGE

FIGURE AND INDEX NO.	PART NUMBER	DESCRIPTION							UNITS PER ASSY	USABLE ON CODE
		1	2	3	4	5	6	7		
3 -20	1220112-4	PLACARD-FLOATPLANE FLAPS -----							1	
-21	0505005-1	PLACARD-ALTERNATE STATIC SOURCE -----							1	E
-22	1250410-3	PLACARD-OIL FILTER -----							1	
-23	1205024-1	PLACARD-POLARITY -----							1	
-24	0400210-1	PLACARD-COMPASS CORRECTION -----							1	AN
	0400210-2	PLACARD-COMPASS CORRECTION FLOATPLANE ONLY -----							1	
-25		PLACARD-AIRPLANE IDENTIFICATION -----							NP	
-26	0505009-2	PLACARD-WINTERIZATION -----							1	E
-26A	0505009-3	PLACARD-WINTERIZATION -----							1	F
-26B	0552154-1	PLACARD-WINTERIZATION -----							1	AR
-27	0552110-3	PLACARD-WINTERIZATION -----							1	
-28	0710032-2	PLATE-BAGGAGE PLACARD -----							1	AG
-29	0505007-1	PLACARD-BAGGAGE -----							1	AG
-29A	0505043-1	PLACARD-BAGGAGE -----							1	AH
-30	0505006-1	PLACARD-TAKE-OFF & LANDING -----							1	
-31	S1397-6	PLACARD-ENGINE OIL CHANGE -----							1	
-32	0505021-3	PLACARD-CONTROL WHEEL 172 -----							1	G
-32A	0505025-4	PLACARD-CONTROL WHEEL 172 -----							1	X
-32B	0505034-1	PLACARD-CONTROL WHEEL 172 -----							1	AC
-33	0505021-4	PLACARD-CONTROL WHEEL SKYHAWK -----							1	G
-33A	0505025-5	PLACARD-CONTROL WHEEL SKYHAWK -----							1	X
-33B	0505034-2	PLACARD-CONTROL WHEEL SKYHAWK -----							1	AC
-34	0505021-5	PLACARD-CONTROL WHEEL F172 -----							1	R
-34A	0505025-6	PLACARD-CONTROL WHEEL F172 -----							1	Y
-34B	0505034-3	PLACARD-CONTROL WHEEL F172 -----							1	AD
-35	1505014-1	PLACARD 172 & SKYHAWK -----							1	G
-35A	1505022-1	PLACARD 172 & SKYHAWK -----							2	X
-35B	1705022-1	PLACARD 172 & SKYHAWK -----							2	AC
-36	1505015-10	PLACARD F172 -----							2	H
-36A	1505024-1	PLACARD F172 -----							2	Y
	0505030-1	PLACARD F172 -----							2	AD
-37	1505015-7	PLACARD 172 -----							2	L
	1505015-40	PLACARD 172 -----							2	U
-37A	0505032-1	PLACARD 172 -----							2	AC
-38	1505015-8	PLACARD F172 -----							2	M
-38A	0505031-1	PLACARD F172 -----							2	AD
-39	1505015-9	PLACARD SKYHAWK -----							2	L
	0505033-1	PLACARD SKYHAWK -----							2	AC
	1505015-39	PLACARD SKYHAWK -----							2	U
-40	1205004-1	PLACARD-MAP LIGHT DIM -----							1	
-41	0404013-1	PLACARD-CESSNA EXTERIOR EMBLEM -----							1	W
-42	0505027-1	PLACARD-RPM LIMITATION -----							1	AB
-43		DELETED-NOT USED -----								
-44	0505026-1	PILOTS CHECK LIST-172 -----							1	Z
	0505026-2	PILOTS CHECK LIST-F172 -----							1	AA
-45	0405018-1	NAMEPLATE-CONTROL WHEEL -----							1	AK
-46	0405018-2	NAMEPLATE-CONTROL WHEEL -----							1	AL
-47	0505036-1	PLACARD-EXTERIOR 172 -----							1	AK
-48	0505037-1	PLACARD-EXTERIOR SKYHAWK -----							1	AK
-49	0505038-1	PLACARD-EXTERIOR F172 -----							1	AL
-50	0405020-2	PLACARD-EXTERIOR -----							1	AK
-51	0405022-2	PLACARD-EXTERIOR -----							1	AL
-52	1205085-1	PLACARD-EMERGENCY LOCATOR TRANSMITTER -----							1	AJ
-53	1205085-2	PLACARD-EMERGENCY LOCATOR TRANSMITTER -----							1	AH
-54	0405027-1	NAMEPLATE-CONTROL WHEEL 172 -----							1	AP
-55	0405027-3	NAMEPLATE-CONTROL WHEEL F172 -----							1	AQ
-56	0405027-5	NAMEPLATE-CONTROL WHEEL SKYHAWK -----							1	AP
-57	0405027-6	NAMEPLATE-CONTROL WHEEL SKYHAWK II -----							1	AP
-58	0405028-3	PLACARD-EXTERIOR BLACK 172 -----							2	AP
	0405028-1	PLACARD-EXTERIOR WHITE 172 & SKYHAWK -----							2	AP
-59	0405029-2	PLACARD-EXTERIOR BLACK F172 -----							2	AQ
	0405029-1	PLACARD-EXTERIOR WHITE FRENCH SKYHAWK II -----							2	AQ
-60	0505044-4	PLACARD-EXTERIOR RH SKYHAWK -----							1	AH
	0505044-3	PLACARD-EXTERIOR LH SKYHAWK -----							1	AH
-61	0505044-1	PLACARD-EXTERIOR SKYHAWK -----							2	AP
-62	0505044-2	PLACARD-EXTERIOR SKYHAWK II -----							2	AH
-63	0505046-1	PLACARD-EXTERIOR 172 -----							2	AP
-64	0505046-2	PLACARD-EXTERIOR F172 -----							2	AQ
	S1500	STENCILS-SLANT LETTERS & NUMERALS SEE SHEET 1 & 2 -----							AR	
	S1600	STENCILS-VERTICAL LETTERS & NUMERALS SEE SHEET 1 & 2 -----							AR	

CONTINUED ON NEXT PAGE



FIGURE AND INDEX NO.	PART NUMBER	DESCRIPTION	UNITS PER ASSY	USABLE ON CODE
3 -		<p style="text-align: center;">1 2 3 4 5 6 7</p> <p>A---172 SERIAL 17257162 THRU 17263458 F172 SERIAL F172-0560 THRU F17201234</p> <p>B---172 SERIAL 17257162 THRU 17258364 F172 SERIAL F172-0560 THRU F17200679</p> <p>C---172 SERIAL 17257162 THRU 17258486 F172 SERIAL F172-0560 THRU F172-0654</p> <p>D---DELETED</p> <p>E---172 SERIAL 17257162 THRU 17259223 F172 SERIAL F172-0560 THRU F17200754</p> <p>F---172 SERIAL 17259224 THRU 17263458 F172 SERIAL F17200755 THRU F17201234</p> <p>G---172 SERIAL 17258487 THRU 17259223</p> <p>H---F172 SERIAL F17200655 THRU F17200754</p> <p>J---172 SERIAL 17259224 THRU 17260758</p> <p>K---F172 SERIAL F17200755 THRU F17200904</p> <p>L---172 SERIAL 17258487 THRU 17259903</p> <p>M---F172 SERIAL F17200655 THRU F17200804</p> <p>N---172 SERIAL 17258365 THRU 17263458 F172 SERIAL F17200680 THRU F17201234</p> <p>P---172 SERIAL 17257162 THRU 17258486</p> <p>Q---F172 SERIAL F172-0560 THRU F172-0654</p> <p>R---F172 SERIAL F17200655 THRU F17200754</p> <p>S---172 SERIAL 17257162 THRU 17259223</p> <p>T---F172 SERIAL F172-0560 THRU F17200754</p> <p>U---172 SERIAL 17259224 THRU 17259903 ALASKAN ONLY</p> <p>V---172 SERIAL 17259224 THRU 17259903 F172 SERIAL F17200755 THRU F17200804</p> <p>W---172 SERIAL 17259904 THRU 17263458 F172 SERIAL F17200805 THRU F17201234</p> <p>X---172 SERIAL 17259224 THRU 17259903</p> <p>Y---F172 SERIAL F17200755 THRU F17200804</p> <p>Z---172 SERIAL 17259904 THRU 17263458</p> <p>AA---F172 SERIAL F17200805 THRU F17201234</p> <p>AB---172 SERIAL 17259570 THRU 17259700</p> <p>AC---172 SERIAL 17259904 THRU 17260758</p> <p>AD---F172 SERIAL F17200805 THRU F17200904</p> <p>AE---172 SERIAL 17260759 THRU 17263458</p> <p>AF---F172 SERIAL F17200905 THRU F17201234</p> <p>AG---172 SERIAL 17257162 THRU 17261898 F172 SERIAL F172-0560 THRU F17201034</p> <p>AH---172 SERIAL 17261899 THRU 17263458 F172 SERIAL F17201035 THRU F17201234</p> <p>AJ---172 SERIAL 17258946 THRU 17261898 F172 SERIAL F17200824 THRU F17201034</p> <p>AK---172 SERIAL 17260759 THRU 17261898</p> <p>AL---F172 SERIAL F17200905 THRU 17261898</p> <p>AM---172 SERIAL 17257162 THRU 17259903 F172 SERIAL F172-0560 THRU F17200804</p> <p>AN---172 SERIAL 17257162 THRU 17260758 F172 SERIAL F172-0560 THRU F17200904</p> <p>AP---172 SERIAL 17261899 THRU 17263458</p> <p>AQ---F172 SERIAL F17201035 THRU F17201234</p> <p>AR---172 SERIAL 17262932, 17262945 THRU 17263458</p>		

Placards (Cont)

This airplane must be operated in compliance with the operating limitations as stated in the form of placards, markings, and manuals.

NORMAL CATEGORY - FLOATPLANE

MAXIMUMS	
MANEUVERING SPEED	122 mph CAS (106 knots)
GROSS WEIGHT	2200 lbs.
FLIGHT LOAD FACTOR	Flaps Up +3.0 -1.52 Flaps Down +3.0 -1.52

Utility Category: No acrobatic maneuvers including spins, approved. All takeoffs in a stall recovery 120 ft. known icing conditions to be avoided. This airplane is certified for the following flight operations as of date of original airworthiness certificate: DAY NIGHT VFR IFR

This airplane must be operated in compliance with the operating limitations as stated in the form of placards, markings, and manuals.

FLOATPLANE

This airplane must be operated in compliance with the operating limitations as stated in the form of placards, markings, and manuals.

MAXIMUMS

MANEUVERING SPEED	122 mph CAS (106 knots)
GROSS WEIGHT	2200 lbs.
FLIGHT LOAD FACTOR	Flaps Up +3.0 -1.52 Flaps Down +3.0 -1.52

UTILITY CATEGORY: No acrobatic maneuvers, including spins, approved. All takeoffs in a stall recovery 120 ft. known icing conditions to be avoided. This airplane is certified for the following flight operations as of date of original airworthiness certificate: DAY NIGHT VFR IFR

This airplane must be operated in compliance with the operating limitations as stated in the form of placards, markings, and manuals.

NORMAL CATEGORY

MAXIMUMS	
MANEUVERING SPEED	122 mph CAS (106 knots)
GROSS WEIGHT	2000 lbs.
FLIGHT LOAD FACTOR	Flaps Up +3.0 -1.52 Flaps Down +3.0 -1.52

UTILITY CATEGORY: No acrobatic maneuvers, including spins, approved. All takeoffs in a stall recovery 120 ft. known icing conditions to be avoided. This airplane is certified for the following flight operations as of date of original airworthiness certificate: DAY NIGHT VFR IFR

This airplane must be operated in compliance with the operating limitations as stated in the form of placards, markings, and manuals.

MAXIMUMS

Normal Category		Utility Category	
MANEUVERING SPEED	122 mph CAS (106 knots)	122 mph CAS (106 knots)	122 mph CAS (106 knots)
GROSS WEIGHT	2200 lbs.	2000 lbs.	2000 lbs.
FLIGHT LOAD FACTOR	Flaps Up +3.0 -1.52 Flaps Down +3.0 -1.52	Flaps Up +3.0 -1.52 Flaps Down +3.0 -1.52	Flaps Up +3.0 -1.52 Flaps Down +3.0 -1.52

Normal Category: No acrobatic maneuvers, including spins, approved. Utility Category: Baggage compartment and fuel tank must not be accessed.

NO AEROBATIC MANEUVERS APPROVED EXCEPT THOSE LISTED BELOW

Maneuver	Max. Entry Speed	Maneuver	Max. Entry Speed
Climb Rate	122 mph (106 knots)	Spins	Show Description
Loop Entry	122 mph (106 knots)	Stalls	Show Description
Steepest Turn	122 mph (106 knots)	Wing Walks	Show Description

Spin Recovery: Spin recovery procedure must be followed. Known icing conditions to be avoided. This airplane is certified for the following flight operations as of date of original airworthiness certificate: DAY NIGHT VFR IFR

This airplane must be operated in compliance with the operating limitations as stated in the form of placards, markings, and manuals.

NORMAL CATEGORY

MAXIMUMS	
MANEUVERING SPEED	122 mph CAS (106 knots)
GROSS WEIGHT	2000 lbs.
FLIGHT LOAD FACTOR	Flaps Up +3.0 -1.52 Flaps Down +3.0 -1.52

UTILITY CATEGORY: No acrobatic maneuvers, including spins, approved. All takeoffs in a stall recovery 120 ft. known icing conditions to be avoided. This airplane is certified for the following flight operations as of date of original airworthiness certificate: DAY NIGHT VFR IFR

This airplane must be operated in compliance with the operating limitations as stated in the form of placards, markings, and manuals.

MAXIMUMS

Normal Category		Utility Category	
MANEUVERING SPEED	122 mph CAS (106 knots)	122 mph CAS (106 knots)	122 mph CAS (106 knots)
GROSS WEIGHT	2000 lbs.	2000 lbs.	2000 lbs.
FLIGHT LOAD FACTOR	Flaps Up +3.0 -1.52 Flaps Down +3.0 -1.52	Flaps Up +3.0 -1.52 Flaps Down +3.0 -1.52	Flaps Up +3.0 -1.52 Flaps Down +3.0 -1.52

Normal Category: No acrobatic maneuvers, including spins, approved. Utility Category: Baggage compartment and fuel tank must not be accessed. Contaminated machinery - prohibited.

NO AEROBATIC MANEUVERS APPROVED EXCEPT THOSE LISTED BELOW

Maneuver	Max. Entry Speed	Maneuver	Max. Entry Speed
Climb Rate	122 mph (106 knots)	Spins	Show Description
Loop Entry	122 mph (106 knots)	Stalls	Show Description
Steepest Turn	122 mph (106 knots)	Wing Walks	Show Description

Spin Recovery: Spin recovery procedure must be followed. Known icing conditions to be avoided. This airplane is certified for the following flight operations as of date of original airworthiness certificate: DAY NIGHT VFR IFR

This airplane must be operated in compliance with the operating limitations as stated in the form of placards, markings, and manuals.

MAXIMUMS

Normal Category		Utility Category	
MANEUVERING SPEED	122 mph CAS (106 knots)	122 mph CAS (106 knots)	122 mph CAS (106 knots)
GROSS WEIGHT	2000 lbs.	2000 lbs.	2000 lbs.
FLIGHT LOAD FACTOR	Flaps Up +3.0 -1.52 Flaps Down +3.0 -1.52	Flaps Up +3.0 -1.52 Flaps Down +3.0 -1.52	Flaps Up +3.0 -1.52 Flaps Down +3.0 -1.52

Normal Category: No acrobatic maneuvers, including spins, approved. Utility Category: Baggage compartment and fuel tank must not be accessed.

NO AEROBATIC MANEUVERS APPROVED EXCEPT THOSE LISTED BELOW

Maneuver	Max. Entry Speed	Maneuver	Max. Entry Speed
Climb Rate	122 mph (106 knots)	Spins	Show Description
Loop Entry	122 mph (106 knots)	Stalls	Show Description
Steepest Turn	122 mph (106 knots)	Wing Walks	Show Description

Spin Recovery: Spin recovery procedure must be followed. Known icing conditions to be avoided. This airplane is certified for the following flight operations as of date of original airworthiness certificate: DAY NIGHT VFR IFR

This airplane must be operated in compliance with the operating limitations as stated in the form of placards, markings, and manuals.

MAXIMUMS

Normal Category		Utility Category	
MANEUVERING SPEED	122 mph CAS (106 knots)	122 mph CAS (106 knots)	122 mph CAS (106 knots)
GROSS WEIGHT	2000 lbs.	2000 lbs.	2000 lbs.
FLIGHT LOAD FACTOR	Flaps Up +3.0 -1.52 Flaps Down +3.0 -1.52	Flaps Up +3.0 -1.52 Flaps Down +3.0 -1.52	Flaps Up +3.0 -1.52 Flaps Down +3.0 -1.52

Normal Category: No acrobatic maneuvers, including spins, approved. Utility Category: Baggage compartment and fuel tank must not be accessed.

NO AEROBATIC MANEUVERS APPROVED EXCEPT THOSE LISTED BELOW

Maneuver	Max. Entry Speed	Maneuver	Max. Entry Speed
Climb Rate	122 mph (106 knots)	Spins	Show Description
Loop Entry	122 mph (106 knots)	Stalls	Show Description
Steepest Turn	122 mph (106 knots)	Wing Walks	Show Description

Spin Recovery: Spin recovery procedure must be followed. Known icing conditions to be avoided. This airplane is certified for the following flight operations as of date of original airworthiness certificate: DAY NIGHT VFR IFR

This airplane must be operated in compliance with the operating limitations as stated in the form of placards, markings, and manuals.

MAXIMUMS

Normal Category		Utility Category	
MANEUVERING SPEED	122 mph CAS (106 knots)	122 mph CAS (106 knots)	122 mph CAS (106 knots)
GROSS WEIGHT	2000 lbs.	2000 lbs.	2000 lbs.
FLIGHT LOAD FACTOR	Flaps Up +3.0 -1.52 Flaps Down +3.0 -1.52	Flaps Up +3.0 -1.52 Flaps Down +3.0 -1.52	Flaps Up +3.0 -1.52 Flaps Down +3.0 -1.52

Normal Category: No acrobatic maneuvers, including spins, approved. Utility Category: Baggage compartment and fuel tank must not be accessed. Contaminated machinery - prohibited.

NO AEROBATIC MANEUVERS APPROVED EXCEPT THOSE LISTED BELOW

Maneuver	Max. Entry Speed	Maneuver	Max. Entry Speed
Climb Rate	122 mph (106 knots)	Spins	Show Description
Loop Entry	122 mph (106 knots)	Stalls	Show Description
Steepest Turn	122 mph (106 knots)	Wing Walks	Show Description

Spin Recovery: Spin recovery procedure must be followed. Known icing conditions to be avoided. This airplane is certified for the following flight operations as of date of original airworthiness certificate: DAY NIGHT VFR IFR

7

5

DO NOT TURN OFF ALTERNATOR IN FLIGHT EXCEPT IN EMERGENCY

5A

WARNING
TURN OFF STROBE LIGHTS WHEN TAXIING IN VICINITY OF OTHER AIRCRAFT, OR DURING FLIGHT THROUGH CLOUDS, FOG OR HAZE.

6A

8

9

11A

19

10

13

12

14

14A

15

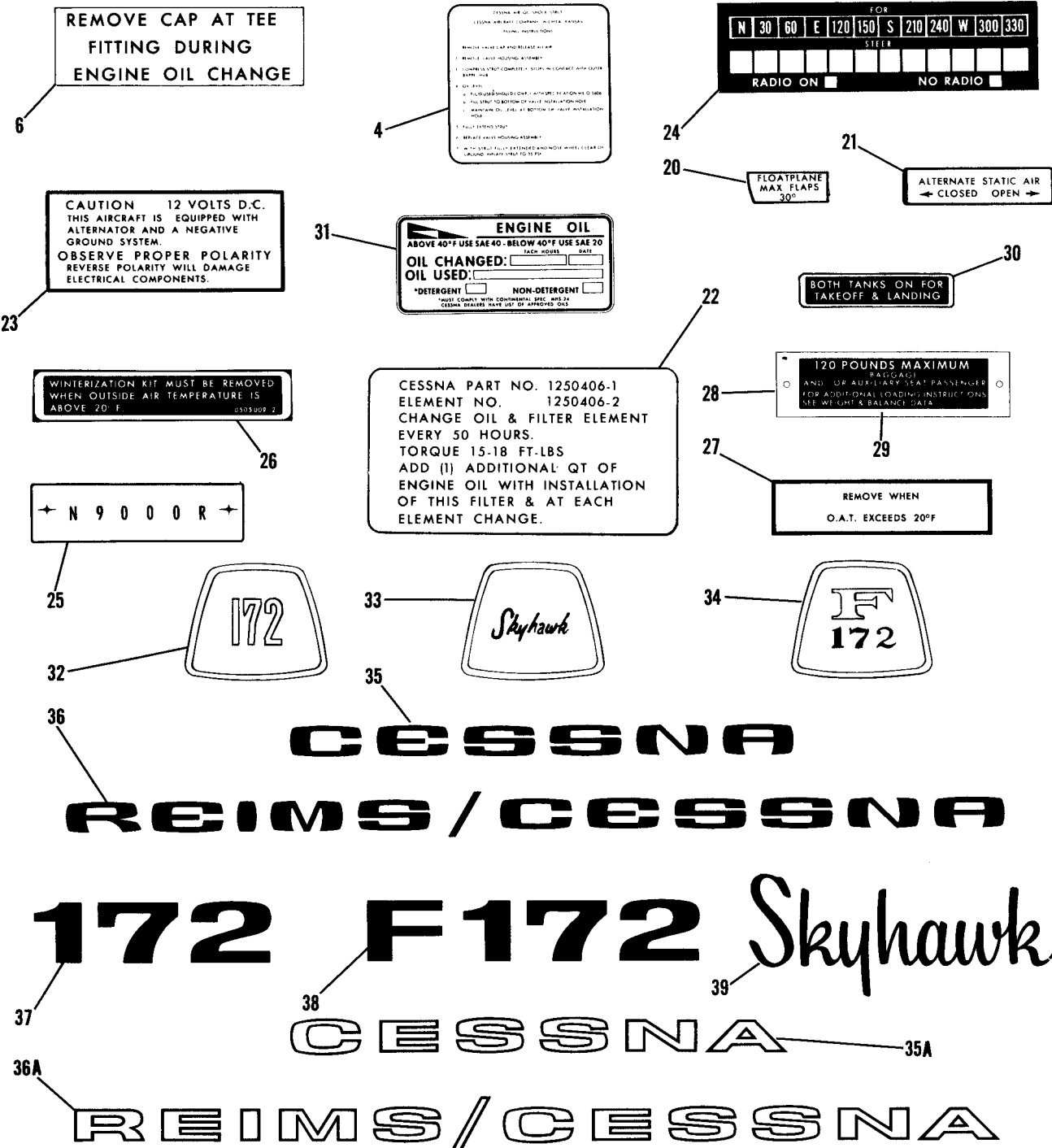
16

17

18

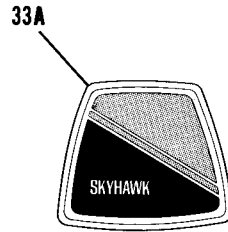
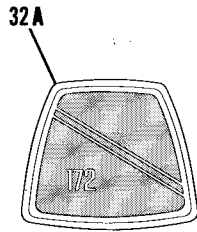

172 SERIAL 17257162 THRU 17263458
F172 SERIAL F172-0560 THRU F17201234
Figure 3. (Sheet 1 of 4) Placards, Nameplates & Exterior Markings

Placards (Cont)



172 SERIAL 17257162 THRU 17263458
 F172 SERIAL F172-0560 THRU F17201234
 Figure 3. (Sheet 2 of 4) Placards, Nameplates & Exterior Markings

Placards (Cont)



172

37A

WINTERIZATION KIT MUST BE REMOVED
WHEN OUTSIDE AIR TEMPERATURE IS
ABOVE 20° F. 055500P.3

26A

REMOVE OIL COOLER COVER PLATE
FROM AFT BAFFLE WHEN O.A.T.
EXCEEDS 20° F 0552154-1

26B

F 172

38A

CESSNA

35B

172 & SKYHAWK
CHECK LIST

BEFORE TAKE-OFF

1. Controls - FREE AND CORRECT
2. Elevator trim - TAKE-OFF
3. Fuel selector - BOTH
4. Carburetor heat - OFF
5. Mixture - RICH
6. Flaps 0°
7. Instruments - CHECK AND SET
8. Seats and belts - SECURE

BEFORE LANDING

1. Fuel selector - BOTH
2. Mixture - RICH
3. Carburetor heat - ON
4. Airspeed - 75 MPH FLAPS UP
70 MPH FLAPS DOWN

0546026.1

44

055027-1 AVOID
CONTINUOUS OPERATION
1. ABOVE 75% POWER
IN CRUISE
2. ABOVE 2500 RPM IN
FULL THROTTLE CLIMB

42

MAP LIGHT DIM

40



41



45



46

skyhawk

48

one seventy two

47

F 172 CESSNA

49

50

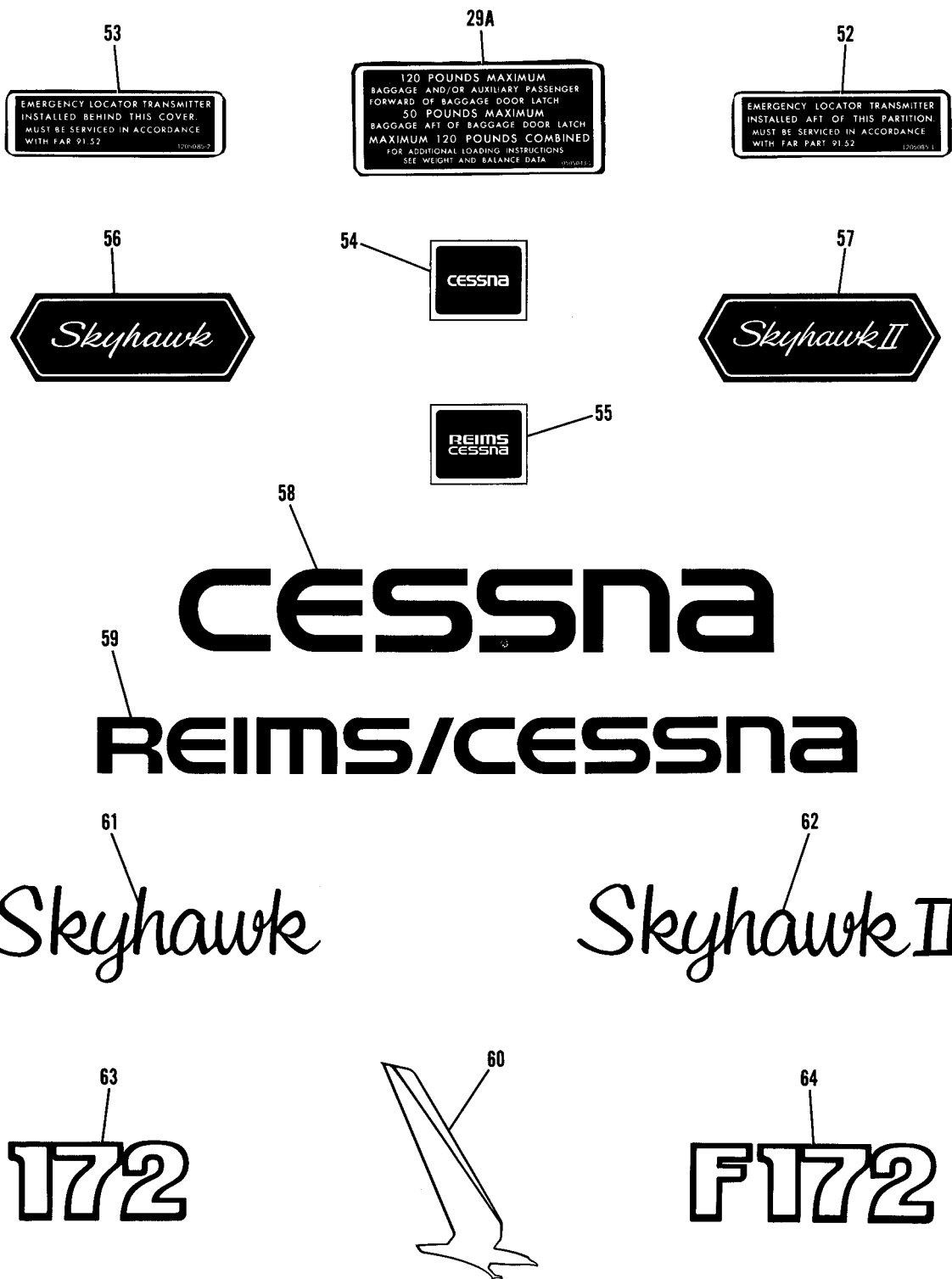
REIMS/CESSNA

51

172 SERIAL 17257162 THRU 17263458
F172 SERIAL F172-0560 THRU F17201234

Figure 3. (Sheet 3 of 4) Placards, Nameplates & Exterior Markings

Placards (Cont)



172 SERIAL 17257162 THRU 17263458
 F172 SERIAL F172-0560 THRU F17201234
 Figure 3. (Sheet 4 of 4) Placards , Nameplates & Exterior Markings

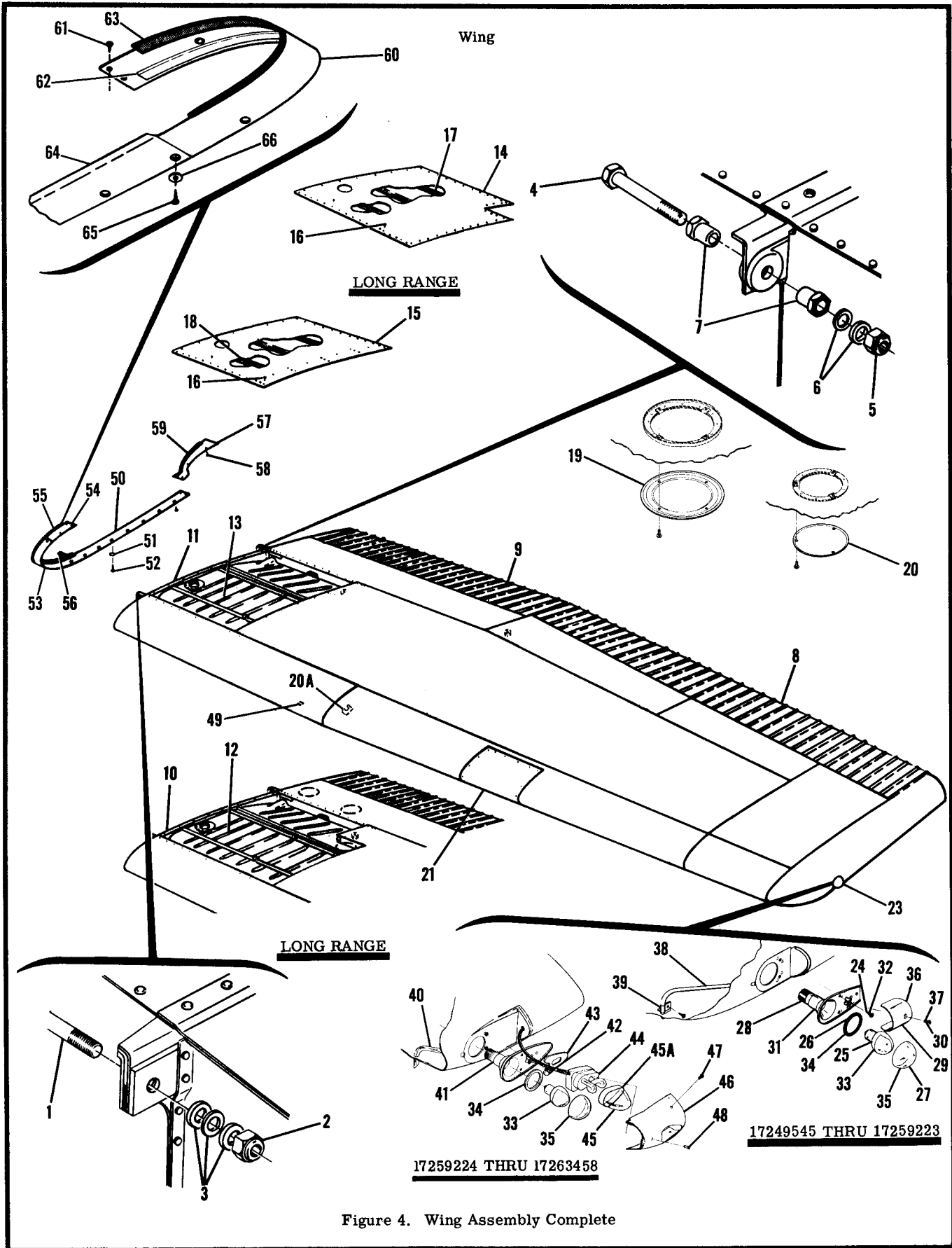


Figure 4. Wing Assembly Complete



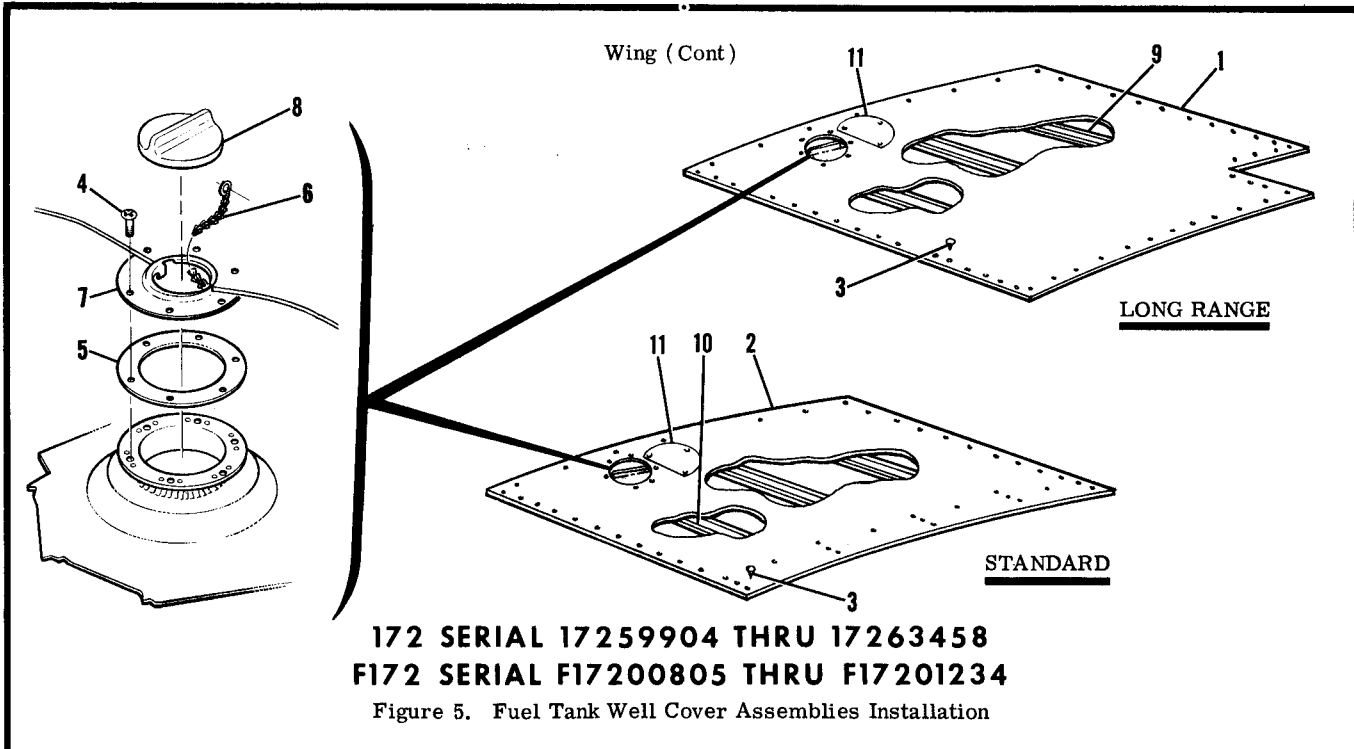
FIGURE AND INDEX NO.	PART NUMBER	DESCRIPTION	UNITS PER ASSY	USABLE ON CODE
		1 2 3 4 5 6 7		
4 -		WING ASSEMBLY-COMplete LH -----	NP	
		WING ASSEMBLY-COMplete RH -----	NP	
		ATTACHING PARTS		
- 1	AN8-23A	BOLT -----	1	
- 2	MS20365-820C	NUT -----	1	
- 3	AN960-816	WASHER -----	3	
- 4	AN7-24A	BOLT -----	1	
- 5	MS20365-720C	NUT -----	1	
- 6	AN960-716	WASHER -----	2	
- 7	0512123	BUSHING -----	2	
		-----*		
- 8	SEE FIG 19	AILERON INSTALLATION -----	1	
- 9	SEE FIG 20	FLAP INSTALLATION -----	1	
-10	SEE FIG 8	STRUCTURE ASSY-WING -----	1	V
	SEE FIG 9	STRUCTURE ASSY-WING -----	1	T
-11	SEE FIG 6	STRUCTURE ASSY-WING -----	1	U
	SEE FIG 7	STRUCTURE ASSY-WING -----	1	T
-12	SEE FIG 17	TANK INSTALLATION-FUEL -----	1	B
-13	SEE FIG 16	TANK INSTALLATION-FUEL -----	1	A
-14	0522617-1	COVER ASSEMBLY-FUEL TANK TOP LH -----	1	P
	0522617-2	COVER ASSEMBLY-FUEL TANK TOP RH -----	1	P
	SEE FIG 5	FUEL TANK WELL COVER ASSYS INSTALLATION LONG RANGE -----	1	R
-15	0523521-19	COVER ASSEMBLY-FUEL TANK TOP LH -----	1	N
	0523521-18	COVER ASSEMBLY-FUEL TANK TOP RH -----	1	N
	SEE FIG 5	FUEL TANK WELL COVER ASSYS INSTALLATION -----	1	R
		ATTACHING PARTS		
-16	NAS220-12	SCREW -----	19	P
	NAS220-8	SCREW -----	41	P
	NAS220-8	SCREW -----	30	N
	NAS220-7	SCREW -----	7	N
	NAS220-9	SCREW -----	11	N
	NAS220-12	SCREW -----	3	N
		-----*		
-17	0523540-2	PAD-NEOPRENE -----	2	P
-18	0523521-6	PAD-NEOPRENE -----	1	N
-19	S329	PLATE-INSPECTION USE WITH 5.82 IN. OPENING -----	AR	
		ATTACHING PARTS		
	S102128-6	SCREW -----	4	
		-----*		
-20	S225-1	PLATE-INSPECTION USE WITH 4.00 IN. OPENING -----	AR	
		ATTACHING PARTS		
	S102128-8	SCREW -----	3	
		-----*		
-20A	0522101-1	PLATE-COVER -----	1	X
		ATTACHING PARTS		
	S102128-8	SCREW -----	2	
		-----*		
-21	0523115-2	COVER-LANDING LIGHT CAP LH ONLY -----	1	J
		ATTACHING PARTS		
	S102128-6	SCREW -----	18	
		-----*		
-22	SEE FIG 196	LANDING LIGHT INSTALLATION LH ONLY -----	1	
-22	SEE FIG 199	COURTESY LIGHT INSTALLATION -----	1	
-23	0423006-21	LIGHT ASSEMBLY-WING POSITION LH WHEN EXH USE C622001-0202 -----	1	D
	0423006-22	LIGHT ASSEMBLY-WING POSITION RH WHEN EXH USE C622001-0202 -----	1	D
		ATTACHING PARTS		
-24	S102126-6	SCREW -----	3	
		-----*		
-25	A7512-12	BULB-WING POSITION LIGHT GMC -----	1	
-26	A1257A	GASKET-WING POSITION LIGHT GMC -----	1	
-27	A1280-2	LENS-WING POSITION LIGHT RED LH GMC -----	1	
	A1280-3	LENS-WING POSITION LIGHT GREEN RH GMC -----	1	
-28	30-0009-23	LAMP BASE GMC -----	1	
-29	0423007-1	SHIELD-POSITION LIGHT -----	1	
		ATTACHING PARTS		
-30	AN5078632R12	SCREW -----	1	
		-----*		
-31	C622001-0202	LIGHT BASE ASSEMBLY-WING POSITION -----	2	K
		ATTACHING PARTS		
-32	S102128-6	SCREW -----	2	F
	NAS446-4-3	NUT -----	2	F
	AN507-832R8	SCREW -----	2	G
	NAS1329A08K120	NUT -----	2	G
		-----*		
-33	A7512-12	BULB-WING POSITION GMC -----	2	E
-34	A1257A	GASKET GMC -----	2	E

CONTINUED ON NEXT PAGE

FIGURE AND INDEX NO.	PART NUMBER	DESCRIPTION	UNITS PER ASSY	USABLE ON CODE
		1 2 3 4 5 6 7		
4 -35	A1280-2	LENS-WING POSITION LIGHT LH RED GMC -----	1	E
	A1280-3	LENS-WING POSITION LIGHT RH GREEN GMC -----	1	E
-36	0423007-1	SHIELD-WING POSITION LIGHT -----	2	F
	0423564-1	SHIELD-WING POSITION LIGHT LH -----	1	G
	0423564-2	SHIELD-WING POSITION LIGHT RH -----	1	G
		ATTACHING PARTS		
-37	AN507-632R12	SCREW -----	1	E
		-----*		
-38	0523702-3	DETECTOR LH -----	1	H
	0523702-4	DETECTOR RH -----	1	H
		ATTACHING PARTS		
	S1021Z8-6	SCREW -----	2	H
-39	S1153-1	BRACKET -----	1	H
	MS21919DG4	CLAMP -----	1	H
		-----*		
-40	1221201-3	DETECTOR-NAV LIGHT LH -----	1	M
	1221201-4	DETECTOR-NAV LIGHT RH -----	1	M
-41	C622001-0201	LIGHT BASE ASSY.-WING POSITION -----	1	L
		ATTACHING PARTS		
-42	AN507-632R8	SCREW -----	3	L
	NAS1329A06K120	NUTPLATE -----	3	L
		-----*		
-43	1520006-1	SPACER-STROBE LIGHT -----	1	S
-44	C622003-0101	LIGHT-STROBE -----	1	S
	C622006-0102	LIGHT-STROBE -----	1	T
-45	C622003-0104	LENS-STROBE LIGHT -----	1	S
	C622006-0103	LENS-STROBE LIGHT -----	1	T
-45A	C622006-0105	GASKET -----	1	T
-46	0523566-5	SHIELD-WING POSITION LIGHT LH WITH STROBE LIGHT -----	1	S
	0523566-6	SHIELD-WING POSITION LIGHT RH WITH STROBE LIGHT -----	1	S
	0523566-1	SHIELD-WING POSITION LIGHT LH W/O STROBE LIGHT -----	1	S
	0523566-2	SHIELD-WING POSITION LIGHT RH W/O STROBE LIGHT -----	1	S
	0723201-1	SHIELD-WING POSITION LIGHT LH W/O STROBE LIGHT -----	1	T
	0723201-2	SHIELD-WING POSITION LIGHT RH W/O STROBE LIGHT -----	1	T
	0723201-3	SHIELD-WING POSITION LIGHT LH WITH STROBE LIGHT -----	1	T
	0723201-4	SHIELD-WING POSITION LIGHT RH WITH STROBE LIGHT -----	1	T
		ATTACHING PARTS		
-47	AN507-632R8	SCREW -----	2	L
-48	AN507-632R14	SCREW -----	1	S
	AN507-632R12	SCREW -----	1	T
	NAS1329A06K120	NUTPLATE -----	2	L
		-----*		
-49	0511062-4	WING UNIT-STALL WARNING LH ONLY -----	1	C
	0511062-5	WING UNIT-STALL WARNING LH ONLY HEATED -----	1	C
		ATTACHING PARTS		
	S1021Z8-6	SCREW -----	4	
	NAS395-17-3	NUT -----	4	
		-----*		
-50	0520005-12	FAIRING ASSEMBLY-WING LH -----	1	W
	0520005-13	FAIRING ASSEMBLY-WING RH -----	1	W
		ATTACHING PARTS		
-51	S290D832	WASHER -----	14	W
-52	S1022Z8-8	SCREW -----	14	W
		-----*		
-53	0520005-10	FAIRING-FORWARD WING LH -----	1	
	0520005-11	FAIRING-FORWARD WING RH -----	1	
-54	0520005-6	EXTENSION -----	2	
-55	0520005-3	RUB STRIP -----	1	
-56	0520005-7	RUB STRIP -----	1	

CONTINUED ON NEXT PAGE

FIGURE AND INDEX NO.	PART NUMBER	DESCRIPTION	UNITS PER ASSY	USABLE ON CODE
4 -57	0520008	FAIRING ASSEMBLY-WING REAR LOWER LH -----	1	
	0520008-1	FAIRING ASSEMBLY-WING REAR LOWER RH -----	1	
-58	S1021Z8-6	ATTACHING PARTS -----		
		SCREW -----	8	
		---*---		
-59	S202R8	MOULDING -----	AR	
-60	0520015-1	FILLET ASSY-LH -----	1	T
	0520015-2	FILLET ASSY-RH -----	1	T
		ATTACHING PARTS -----		
-61	S1021Z8-8	SCREW -----	5	T
	S290D832	WASHER -----	2	T
		---*---		
-62	0520005-3	RUB STRIP -----	1	
-63	S1078-1	SEAL BULK ITEM -----	AR	
-64	0520016-1	FAIRING-LH -----	1	T
	0520016-2	FAIRING-RH -----	1	T
		ATTACHING PARTS -----		
-65	S1021Z8-8	SCREW -----	6	T
-66	S290D832	WASHER -----	6	T
		---*---		
<p>A---172 SERIAL 17249545 THRU 17263458 F172 SERIAL F172-0001 THRU F17201234</p> <p>B---P172 SERIAL P17257120 THRU P17257188 FP172 SERIAL FP172-0001 THRU FP172-0003 172 SERIAL 17257162 THRU 17263458 F172 SERIAL F172-0560 THRU F17201234</p> <p>C---172 SERIAL 17249545 THRU 17254892 F172 SERIAL F172-0001 THRU F172-0319</p> <p>D---172 SERIAL 17249545 THRU 17256515 F172 SERIAL F172-0001 THRU F172-0559</p> <p>E---172 SERIAL 17256516 THRU 17263458 F172 SERIAL F172-0560 THRU F17201234</p> <p>F---172 SERIAL 17256516 THRU 17258486 F172 SERIAL F172-0560 THRU F172-0654</p> <p>G---172 SERIAL 17258487 THRU 17259223 F172 SERIAL F17200655 THRU F17200754</p> <p>H---172 SERIAL 17249545 THRU 17258486 F172 SERIAL F172-0001 THRU F172-0654</p> <p>J---172 SERIAL 17249545 THRU 17259223 F172 SERIAL F172-0001 THRU F17200804</p> <p>K---172 SERIAL 17256516 THRU 17259223 F172 SERIAL F172-0560 THRU F17200754</p> <p>L---172 SERIAL 17259224 THRU 17263458 F172 SERIAL F17200755 THRU F17201234</p> <p>M---172 SERIAL 17258487 THRU 17263458 F172 SERIAL F17200655 THRU F17201234</p> <p>N---172 SERIAL 17249545 THRU 17259903 F172 SERIAL F172-0001 THRU F17200804</p> <p>P---P172 SERIAL P17257120 THRU P17257188 FP172 SERIAL FP172-0001 THRU FP172-0003 172 SERIAL 17257162 THRU 17259903 F172 SERIAL F172-0560 THRU F17200804</p> <p>R---172 SERIAL 17259904 THRU 17263458 F172 SERIAL F17200805 THRU F17201234</p> <p>S---172 SERIAL 17259224 THRU 17260758 F172 SERIAL F17200755 THRU F17200904</p> <p>T---172 SERIAL 17260759 THRU 17263458 F172 SERIAL F17200905 THRU F17201234</p> <p>U---172 SERIAL 17249545 THRU 17260758 F172 SERIAL F172-0001 THRU F17200904</p> <p>V---P172 SERIAL P17257120 THRU P17257188 FP172 SERIAL FP172-0001 THRU FP172-0003 172 SERIAL 17257162 THRU 17260758 F172 SERIAL F172-0560 THRU F17200904</p> <p>W---172 SERIAL 17249545 THRU 17260758 F172 SERIAL F172-0001 THRU F17200904 P172 SERIAL P17257120 THRU P17257188 FP172 SERIAL FP172-0001 THRU FP172-0003</p> <p>X---172 SERIAL 17249545 THRU 17256512 F172 SERIAL F172-0001 THRU F17200804</p>				



172 SERIAL 17259904 THRU 17263458
 F172 SERIAL F17200805 THRU F17201234
 Figure 5. Fuel Tank Well Cover Assemblies Installation

FIGURE AND INDEX NO.	PART NUMBER	DESCRIPTION	UNITS PER ASSY	USABLE ON CODE
		1 2 3 4 5 6 7		
5 -		FUEL TANK WELL COVERS INSTALLATION	NP	A
- 1	0522617-13	COVER ASSEMBLY-TANK WELL LH LONG RANGE	1	B
	0522617-15	COVER ASSEMBLY-TANK WELL LH LONG RANGE	1	C
	0522617-14	COVER ASSEMBLY-TANK WELL RH LONG RANGE	1	B
	0522617-16	COVER ASSEMBLY-TANK WELL RH LONG RANGE	1	C
- 2	0523521-25	COVER ASSEMBLY-TANK WELL LH	1	B
	0523521-27	COVER ASSEMBLY-TANK WELL LH	1	C
	0523521-24	COVER ASSEMBLY-TANK WELL RH	1	B
	0523521-26	COVER ASSEMBLY-TANK WELL RH	1	C
- 3	NAS220-12	ATTACHING PARTS	19	
	NAS220-8	SCREW LONG RANGE	41	B
	NAS220-8	SCREW LONG RANGE	45	C
	NAS220-8	SCREW STD	41	
	NAS220-12	SCREW STD	14	
- 4	AN520-10R8	SCREW	6	
- 5	0426013-2	GASKET	1	
		---*---		
- 6	0426011-5	FUEL FILLER NECK ASSY	1	
- 7	C156001-0104	CHAIN ASSY	1	
- 8	0426011-4	FUEL FILLER NECK CAP ADAPTER	1	
- 8	0426015-1	CAP ASSY-FUEL	1	
- 9	0523540-2	PAD-NEOPRENE LONG RANGE	2	
- 10	0523521-6	PAD-NEOPRENE STANDARD	1	
- 11	0523558-1	COVER	1	
		ATTACHING PARTS		
	S102128-8	SCREW	3	
	0523619-1	GASKET	1	
	A1274-8Z-3	NUT TIN	3	
		---*---		
		A---172 SERIAL 17259904 THRU 17263458 F172 SERIAL F17200805 THRU F17201234		
		B---172 SERIAL 17259904 THRU 17260758 F172 SERIAL F17200805 THRU F17200904		
		C---172 SERIAL 17260759 THRU 17263458 F172 SERIAL F17200905 THRU F17201234		

FIGURE AND INDEX NO.	PART NUMBER	DESCRIPTION	UNITS PER ASSY	USABLE ON CODE
		1 2 3 4 5 6 7		
6 -	0523005-200	STRUCTURE ASSEMBLY-RIGHT WING WHEN EXHAUSTED USE 0523005-214	1	A
	0523005-214	STRUCTURE ASSEMBLY-RIGHT WING	1	D
	0523005-222	STRUCTURE ASSEMBLY-RIGHT WING WEU 0523005-100	1	P
	0523005-100	STRUCTURE ASSEMBLY-RIGHT WING	1	R
	0523005-201	STRUCTURE ASSEMBLY-LEFT WING WHEN EXHAUSTED USE 0523005-216	1	B
	0523005-216	STRUCTURE ASSEMBLY-LEFT WING	1	B
	0523005-205	STRUCTURE ASSEMBLY-LEFT WING WHEN EXHAUSTED USE 0523005-215	1	C
	0523005-215	STRUCTURE ASSEMBLY-LEFT WING	1	D
	0523005-83	STRUCTURE ASSEMBLY-LEFT WING	1	K
	0523005-91	STRUCTURE ASSEMBLY-LEFT WING	1	L
- 1	SEE FIG 10	LEADING EDGE ASSEMBLY-WING	1	
- 2	SEE FIG 12	SPARS ASSEMBLY-WING	1	
- 3	SEE FIG 14	SKINS & STRINGERS-WING	1	
- 4	MS21919DG4	CLAMP TIN LH ONLY	1	
	AN742D3	CLAMP TIN RH ONLY	1	
- 5	S1021Z8-8	SCREW	1	
- 6	NAS446-4-3	NUT	1	
- 7	0523507	RIB ASSEMBLY-FUEL CELL LH STA 23.625	1	
	0523507-1	RIB ASSEMBLY-FUEL CELL RH STA 23.625	1	
	NAS680A08	NUTPLATE	7	
	NAS444-4	NUTPLATE LH ONLY	6	
- 8	0523519	HAT SECTION-FUEL TANK LOWER	4	F
	0523519	HAT SECTION-FUEL TANK LWR	3	G
- 8A	0523519-7	STIFFENER ASSEMBLY-LH	1	G
	0523519-8	STIFFENER ASSEMBLY-RH	1	G
	0523540	PAD-NEOPRENE	3	
- 9	0523003-48	DOUBLER	1	
-10	0523508-5	RIB ASSEMBLY-RIGHT FUEL CELL STA 57.125	1	
	0523508-35	RIB ASSEMBLY-LEFT FUEL CELL STA 57.125	1	
	NAS680A08	NUTPLATE	11	
-11		DELETED-NOT AVAILABLE		
-12	0523509-1	RIB-WING CENTER SECTION STA 71.375 RH	1	S
	0523509-16	RIB-WING CENTER SECTION STA 71.375 RH	1	R
	0523509-1	RIB-WING CENTER SECTION STA 71.375 LH	1	
	0722201-1	RIB-WING CENTER SECTION STA 85.625	2	
	0523564-2	DOUBLER	1	R
-13	0523517-4	SPACER-RIB FORWARD STA 71.375	1	
-14	0523517-3	SPACER-RIB AFT STA 71.375	1	
-15	0523510-7	RIB-WING CENTER SECTION STA 100 LH	1	
	0523510-6	RIB-WING CENTER SECTION STA 100 RH	1	
-16	0523511-3	RIB-WING CENTER SECTION STA 118	1	
-17	0523512-3	RIB-WING CENTER SECTION STA 136	1	
-18	0523513-3	RIB-WING CENTER SECTION STA 154 LH	1	
	0523513-6	RIB-WING CENTER SECTION STA 154 RH	1	
-19	0523514-3	RIB-WING CENTER SECTION STA 172	1	
-20	0523515-3	RIB-WING CENTER SECTION STA 190	1	
-21	0720608-7	RIB-WING CENTER SECTION STA 208 WHEN EXHAUSTED	1	A
	S1863-3A	USE 0720608-15		
	0720608-15	NUTPLATE TIN	10	
	NAS686A08K	RIB-WING CENTER SECTION STA 208	1	G
	NAS395-4-3	NUTPLATE	1	G
-22	0523232-2	NUT	4	
-23	0523231	RIB-WING ROOT TRAILING EDGE STA 23.625	1	
-24	0523231-5	RIB ASSEMBLY-FLAP TRACK STA 39 & 85.875	2	
	0523233-2	BRACKET	1	
-25	0523233	RIB ASSEMBLY-WING TRAILING EDGE STA 57.125	1	
-26	0523233-3	RIB ASSEMBLY-WING TRAILING EDGE STA 71.375	1	
-27	0523230	RUB STRIP	1	
-28	0523230-1	RIB ASSEMBLY-WING TRAILING EDGE STA 100.5 LH	1	
	0523230-4	RIB ASSEMBLY-WING TRAILING EDGE STA 100.5 RH	1	
	0523230-5	ANGLE LH ONLY	1	
	0523511-4	ANGLE RH ONLY	1	
-29	0523512-4	RIB-WING TRAILING EDGE STA 118	1	
-30	0523408	RIB-WING TRAILING EDGE STA 136	1	
-31	0523407-1	BRACKET-AILERON PULLEY	1	
-32	0523407	BRACKET-FLAP PULLEY	1	
-33	0523407	BRACKET-FLAP PULLEY	1	
-34	0523539-2	BRACKET-FLAP BELLCRANK SUPPORT UPPER LH	1	
	0523539-3	BRACKET-FLAP BELLCRANK SUPPORT UPPER RH	1	
-35	0523539-4	BRACKET-FLAP BELLCRANK SUPPORT LOWER LH	1	
	0523539-5	BRACKET-FLAP BELLCRANK SUPPORT LOWER RH	1	
-35A	0522630-2	BRACKET-UPR RH ONLY	1	
	0522630-1	BRACKET-LOWER RH ONLY	1	

CONTINUED ON NEXT PAGE

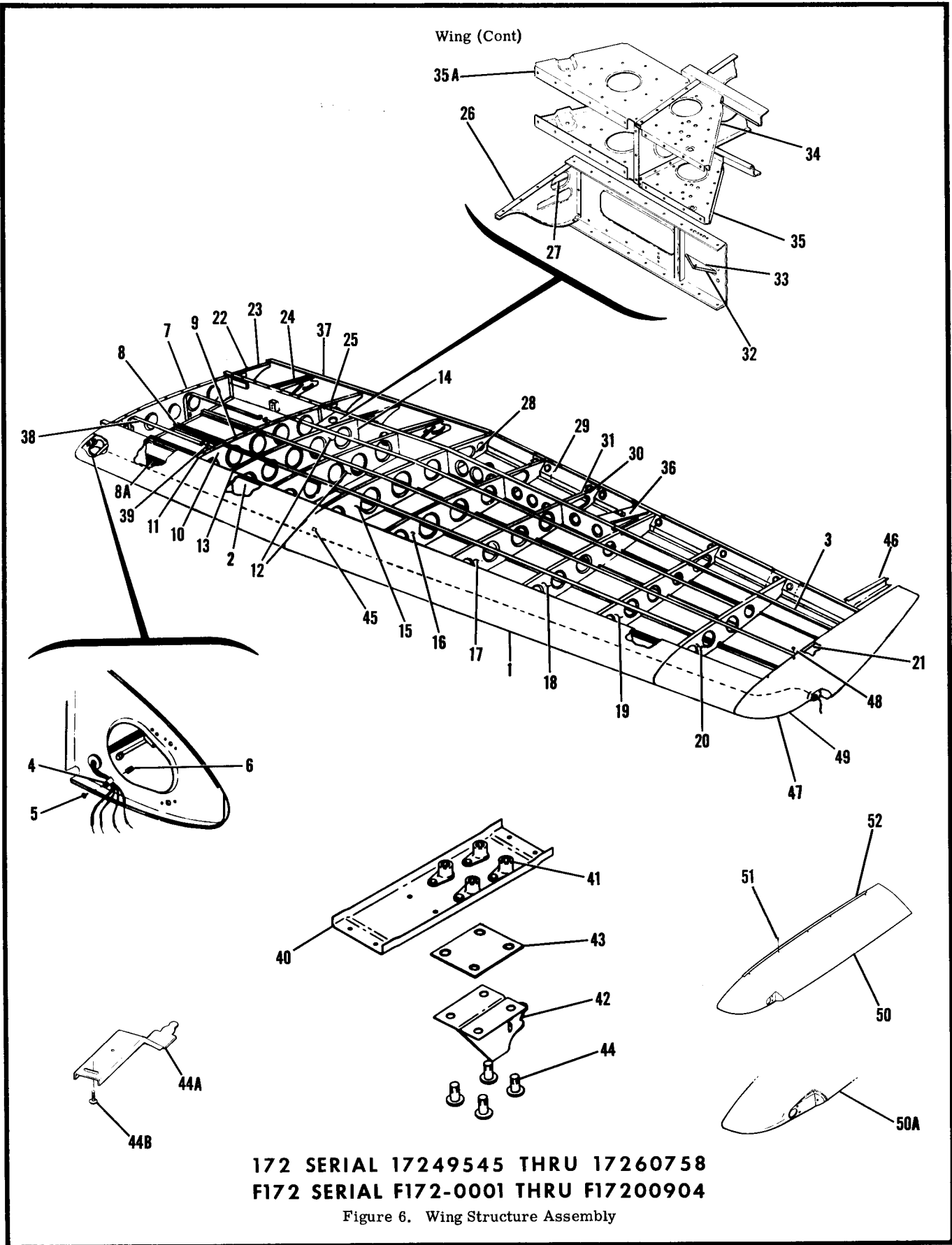


FIGURE AND INDEX NO.	PART NUMBER	DESCRIPTION	UNITS PER ASSY	USABLE ON CODE
		1 2 3 4 5 6 7		
6 -36	0523219-2	CHANNEL-AILERON BELLCRANK UPPER LH -----	1	
	0523219-3	CHANNEL-AILERON BELLCRANK UPPER RH -----	1	
	0523219-4	CHANNEL-AILERON BELLCRANK LOWER LH -----	1	
	0523219-5	CHANNEL-AILERON BELLCRANK LOWER RH -----	1	
-37	0720005-1	STIFFENER-TRAILING EDGE -----	1	
-38	0523522	STRAP ASSEMBLY-FUEL TANK INBOARD -----	2	
	0523522-5	PAD-NEOPRENE -----	1	
	0523522-7	PAD-NEOPRENE -----	1	
-39	0523522-1	STRAP ASSEMBLY-FUEL TANK OUTBOARD -----	2	
-40	0523008-7	CHANNEL ASSEMBLY-DOOR CATCH -----	1	F
-41	22NA1K-02	NUTPLATE EN -----	4	F
-42	0523008-3	STOP ASSEMBLY-DOOR CATCH LH -----	1	F
	0523008-4	STOP ASSEMBLY-DOOR CATCH RH -----	1	F
		ATTACHING PARTS		
-43	0523008-9	SHIM .063 THICKNESS -----	AR	F
	0523008-10	SHIM .125 THICKNESS -----	AR	F
-44	AN520-10R7	SCREW USE WITH NO SHIMS -----	4	F
	AN520-10R8	SCREW USE WITH 0523008-9 SHIM -----	4	F
	NAS221-8	SCREW USE WITH 0523008-10 SHIM -----	4	F
	AN520-10R10	SCREW USE WITH BOTH SHIMS -----	4	F
		----*----		
-44A	0426209-3	DOOR CATCH -----	1	E
		ATTACHING PARTS		
-44B	AN515-6R6	SCREW -----	1	E
		----*----		
-45	51043	PLUG BUTTON UC LH ONLY -----	1	
-46	0721107-1	FAIRING-LH -----	1	
	0721107-2	FAIRING-RH -----	1	
-47	0523701-4	TIP ASSEMBLY-WING WHEN EXHAUSTED USE 0723615-200 -----	1	B
		ATTACHING PARTS		
-48	S1021Z8-8	SCREW -----	10	B
		----*----		
-49	S1862-2	NUTPLATE TIN -----	2	
	0723615-200	TIP ASSEMBLY-WING -----	1	C
		ATTACHING PARTS		
	0423008-8	STIFFENER USED ON UPR SIDE LH & LWR SIDE RH TIP -----	1	C
	0423008-9	STIFFENER USED ON UPR SIDE RH & LOWER SIDE LH TIP -----	1	C
	S1021Z8-8	SCREW -----	10	C
		----*----		
-50	0523565-201	TIP-LH -----	1	N
	0523565-200	TIP-RH -----	1	N
-50A	0523565-29	TIP-LH -----	1	M
	0523565-30	TIP-RH -----	1	M
		ATTACHING PARTS		
-51	AN515-8R8	SCREW -----	10	E
		----*----		
-52	0423008-4	STIFFENER-LH UPPER RH LOWER -----	1	H
	0523565-21	STIFFENER-LH UPPER RH LOWER -----	1	J
	0423008-5	STIFFENER-RH UPPER LH LOWER -----	1	H
	0523565-22	STIFFENER-RH UPPER LH LOWER -----	1	J
NOTE. THIS SPARE INCLUDES ALL ELECTRICAL WIRING NECESSARY FOR INSTALLATION				
A---172 SERIAL 17249545 THRU 17258019 F172 SERIAL F172-0001 THRU F172-0654				
B---172 SERIAL 17249545 THRU 17254892 F172 SERIAL F172-0001 THRU F172-0319				
C---172 SERIAL 17254893 THRU 17258019 F172 SERIAL F172-0320 THRU F172-0654				
D---172 SERIAL 17258020 THRU 17258486				
E---172 SERIAL 17258487 THRU 17260758 F172 SERIAL F17200655 THRU F17200904				
F---172 SERIAL 17249545 THRU 17258486 F172 SERIAL F172-0001 THRU F172-0654				
G---172 SERIAL 17258020 THRU 17260758 F172 SERIAL F17200655 THRU F17200904				
H---172 SERIAL 17258487 THRU 17258895 F172 SERIAL F17200655 THRU F17200795				
CONTINUED ON NEXT PAGE				

FIGURE AND INDEX NO.	PART NUMBER	DESCRIPTION	UNITS PER ASSY	USABLE ON CODE
6 -		<p style="text-align: center;">1 2 3 4 5 6 7</p> <p>J---172 SERIAL 17258896 THRU 17260758 F172 SERIAL F17200796 THRU F17200904 K---172 SERIAL 17258487 THRU 17259223 F172 SERIAL F17200655 THRU F17200804 L---172 SERIAL 17259224 THRU 17260758 F172 SERIAL F17200805 THRU F17200904 M---172 SERIAL 17259224 THRU 17260758 F172 SERIAL F17200755 THRU F17200904 N---172 SERIAL 17258487 THRU 17259223 F172 SERIAL F17200655 THRU F17200754 P---172 SERIAL 17258487 THRU 17259904 F172 SERIAL F17200655 THRU F17200804 R---172 SERIAL 17259905 THRU 17260758 F172 SERIAL F17200805 THRU F17200904 S---172 SERIAL 17249545 THRU 17259904 F172 SERIAL F172-0001 THRU F17200804</p>		

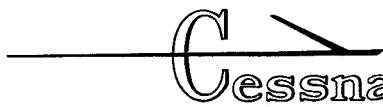
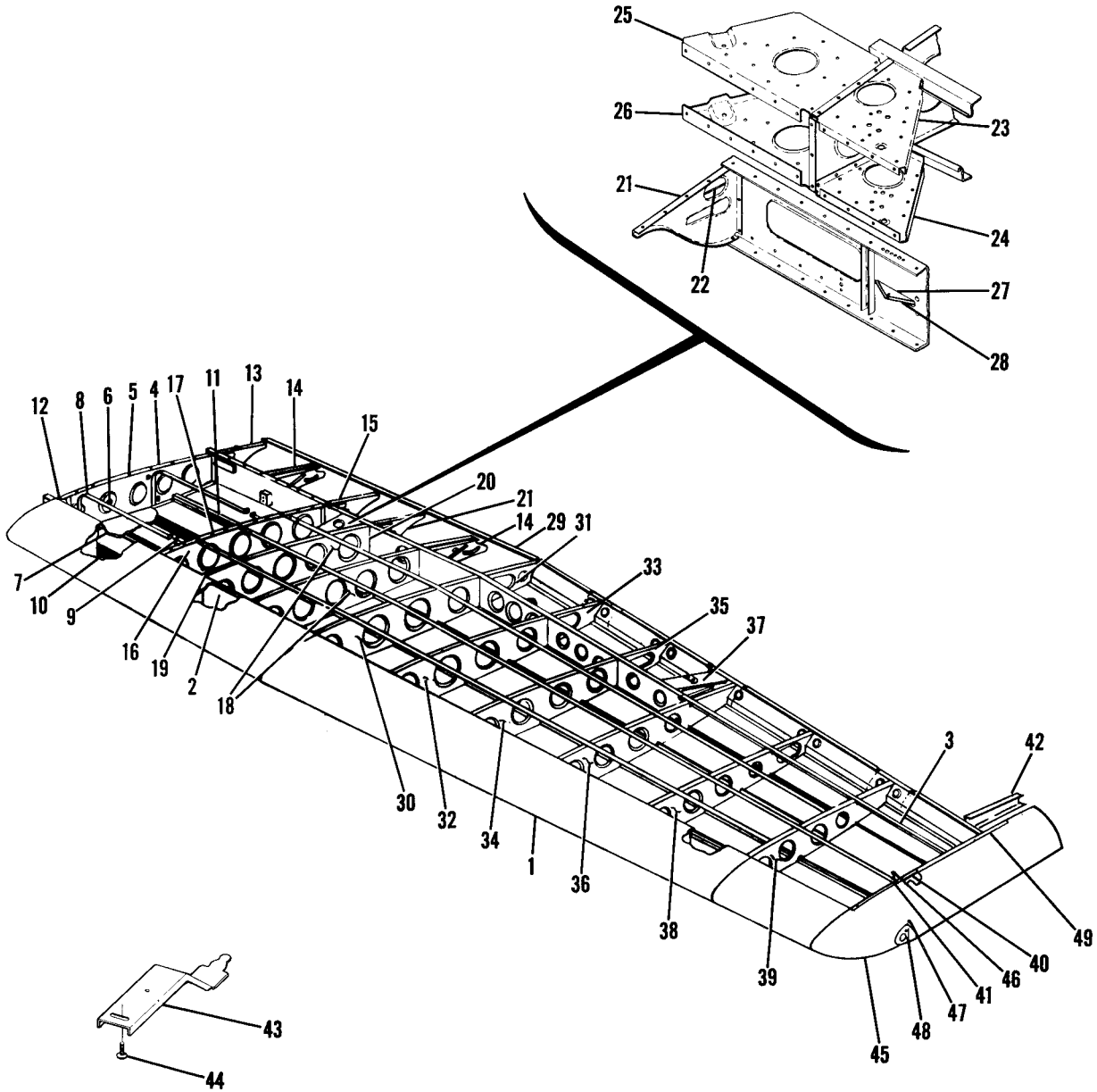


FIGURE AND INDEX NO.	PART NUMBER	DESCRIPTION	UNITS PER ASSY	USABLE ON CODE
		1 2 3 4 5 6 7		
7 -	0523011-1	STRUCTURE ASSEMBLY-LEFT WING -----	1	A
	0523011-2	STRUCTURE ASSEMBLY-RIGHT WING -----	1	A
- 1	SEE FIG 11	LEADING EDGE ASSEMBLY-WING -----	1	
- 2	SEE FIG 13	SPARS ASSEMBLY-WING -----	1	
- 3	SEE FIG 15	SKINS & STRINGERS-WING -----	1	
- 4	0523010-1	RIB ASSEMBLY-LH STA 23.625 -----	1	
	0523010-2	RIB ASSEMBLY-RH STA 23.625 -----	1	
- 5	NAS680A08	NUTPLATE UPPER -----	7	
	S1863-3	NUTPLATE LOWER -----	6	
- 6	MS35489-9	GROMMET -----	1	
- 7	0523023-1	REINFORCEMENT -----	1	
- 8	0523522	STRAP ASSEMBLY-FUEL TANK INBOARD -----	2	
	0523522-5	PAD-NEOPRENE -----	1	
- 9	0523522-1	STRAP ASSEMBLY-FUEL TANK OUTBOARD -----	2	
	0523522-7	PAD-NEOPRENE -----	1	
-10	0523519-15	STIFFENER ASSEMBLY-LH -----	1	
	0523519-16	STIFFENER ASSEMBLY-RH -----	1	
-11	0523519-14	STIFFENER -----	3	
-12	0523025-1	GUSSET -----	1	
-13	0523232-6	RIB-TRAILING EDGE STA 23.625 -----	1	
	NAS395-14-3	NUT -----	3	
-14	0523231-13	RIB ASSEMBLY-FLAP TRACK STA 39.00 & STA 85.875 -----	2	
CONTINUED ON NEXT PAGE				

Wing (Cont)



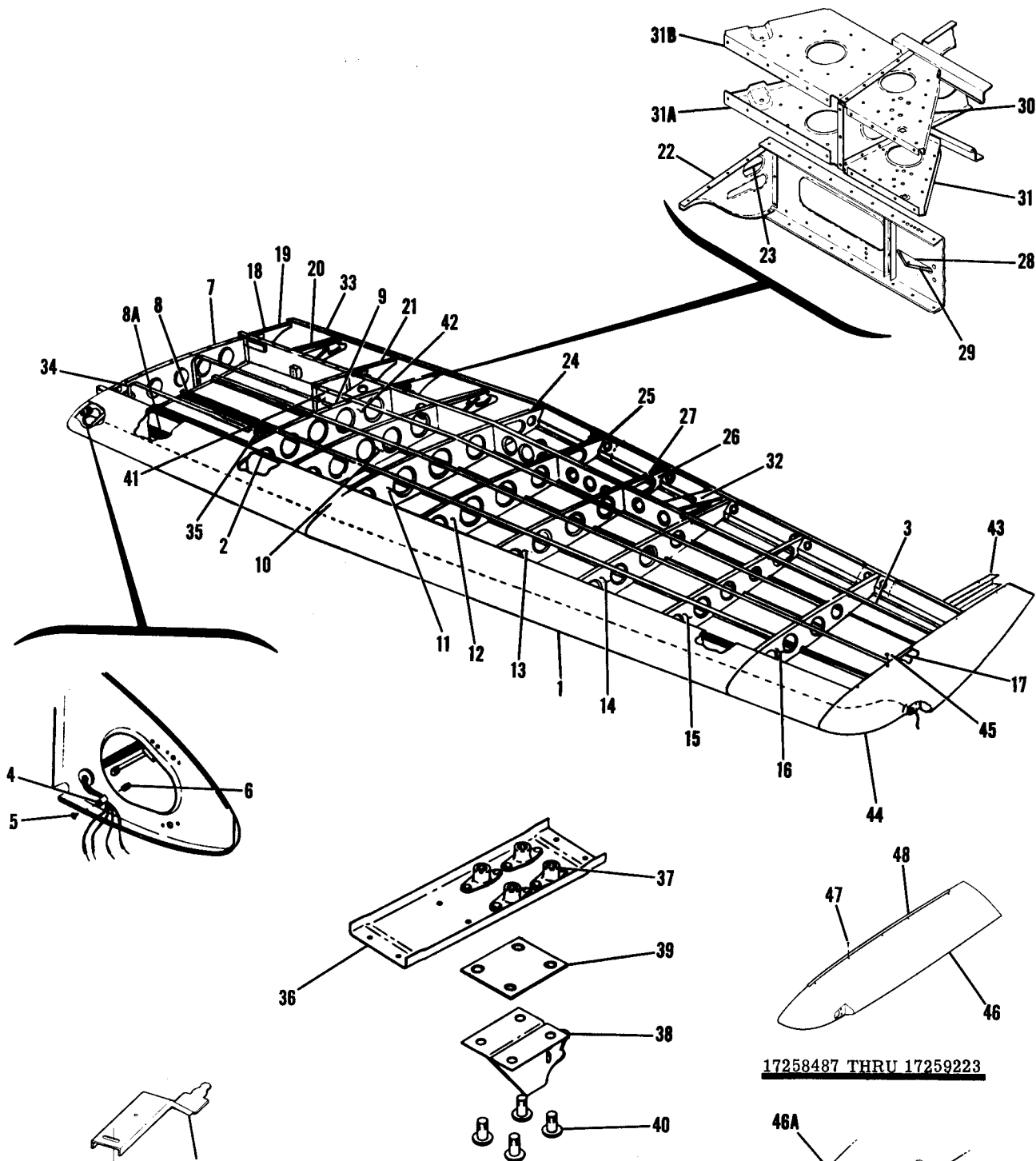
172 SERIAL 17260759 THRU 17263458
P172 SERIAL P17200905 THRU P17201234

Figure 7. Wing Structure Assembly

FIGURE AND INDEX NO.	PART NUMBER	DESCRIPTION	UNITS PER ASSY	USABLE ON CODE
		1 2 3 4 5 6 7		
7 -15	0523233-11	RIB-TRAILING EDGE STA 57.125 -----	1	
-16	0523508-37	RIB-LH STA 57.125 -----	1	
	0523508-16	RIB-RH STA 57.125 -----	1	
-17	NAS680A08	NUTPLATE -----	11	
-18	0523509-18	RIB-STA 71.375 & STA 85.625 -----	2	
-19	0523517-4	SPACER -----	1	
-20	0523517-3	SPACER -----	1	
-21	0523233-22	RIB ASSEMBLY-TRAILING EDGE STA 71.375 -----	1	
-22	0523233-3	RUB STRIP -----	1	
-23	0523539-2	BRACKET LH WING -----	1	
	0523539-3	BRACKET RH WING -----	1	
-24	0523539-4	BRACKET LH WING -----	1	
	0523539-5	BRACKET RH WING -----	1	
-25	0522630-3	BRACKET RH WING ONLY -----	1	
-26	0522630-4	BRACKET RH WING ONLY -----	1	
-27	0523407	BRACKET-PULLEY -----	1	
-28	0523407-1	BRACKET-PULLEY -----	1	
-29	0720005-3	STIFFENER -----	1	
-30	0523510-19	RIB ASSEMBLY-LH STA 100.50 -----	1	
	0523510-20	RIB ASSEMBLY-RH STA 100.50 -----	1	
-31	0523230	RIB ASSEMBLY-TRAILING EDGE LH STA 100.50 -----	1	
	0523230-1	RIB ASSEMBLY-TRAILING EDGE RH STA 100.50 -----	1	
	0523230-4	ANGLE-LH -----	1	
	0523230-5	ANGLE-RH -----	1	
-32	0523511-14	RIB-STA 118 -----	1	
-33	0523511-15	RIB-TRAILING EDGE STA 118 -----	1	
-34	0523512-19	RIB-STA 136 -----	1	
-35	0523512-22	RIB-TRAILING EDGE STA 136 -----	1	
-36	0523513-13	RIB-LH STA 154 -----	1	
	0523513-14	RIB-RH STA 154 -----	1	
-37	0523219-2	CHANNEL-AILERON BELLCRANK UPPER LH -----	1	
	0523219-3	CHANNEL-AILERON BELLCRANK UPPER RH -----	1	
	0523219-4	CHANNEL-AILERON BELLCRANK LOWER LH -----	1	
	0523219-5	CHANNEL-AILERON BELLCRANK LOWER RH -----	1	
	CM2692-28-15	PLUG BUTTON -----	1	
-38	0523514-7	RIB-STA 172 -----	1	
-39	0523515-7	RIB-STA 190 -----	1	
-40	0722200-1	RIB ASSEMBLY STA 208 LH -----	1	
	0722200-2	RIB ASSEMBLY STA 208 RH -----	1	
-41	NAS686A08	NUTPLATE -----	10	
-42	0721107-1	FAIRING-STA 208 LH -----	1	
	0721107-2	FAIRING-STA 208 RH -----	1	
-43	0426209-3	DOOR CATCH -----	1	
		ATTACHING PARTS		
-44	AN515-6R6	SCREW -----	1	
		---*---		
-45	0723200-5	WING TIP ASSEMBLY-LH -----	1	A
	0723200-6	WING TIP ASSEMBLY-RH -----	1	A
		ATTACHING PARTS		
-46	AN515-8R8	SCREW -----	12	
		---*---		
-47	NAS1329A06K120	NUTPLATE -----	2	
-48	NAS1329A06K120	NUTPLATE -----	3	
-49	0723200-9	STIFFENER UPPER LH -----	1	
	0723200-10	STIFFENER UPPER RH -----	1	
	0723200-11	STIFFENER LOWER LH -----	1	
	0723200-12	STIFFENER LOWER RH -----	1	

A---172 SERIAL 17260759 THRU 17263458
 F172 SERIAL F17200905 THRU F17201234

Wing (Cont)



172 SERIAL 17257162 THRU 17260758
 F172 SERIAL F172-0560 THRU F17200904
 FP172 SERIAL FP172-0001 THRU FP172-0003
 P172 SERIAL P17257120 THRU P17257188

17258487 THRU 17259223

17259224 THRU 17260758

Figure 8. Wing Structure Assembly - Long Range



FIGURE AND INDEX NO.	PART NUMBER	DESCRIPTION							UNITS PER ASSY	USABLE ON CODE
		1	2	3	4	5	6	7		
8 -	0523005-203	**	STRUCTURE ASSEMBLY-LEFT WING	LONG RANGE	WHEN	-----			1	A
			EXHAUSTED USE 0523005-217							
	0523005-217	**	STRUCTURE ASSEMBLY-LEFT WING	LONG RANGE	-----				1	A
	0523005-202	**	STRUCTURE ASSEMBLY-RIGHT WING	LONG RANGE	WHEN	-----			1	A
			EXHAUSTED USE 0523005-218							
	0523005-218	**	STRUCTURE ASSEMBLY-RIGHT WING	LONG RANGE	-----				1	A
	0523005-209	*	STRUCTURE ASSEMBLY-LEFT WING	LONG RANGE	WHEN	-----			1	B
			EXHAUSTED USE 0523005-219							
	0523005-219	*	STRUCTURE ASSEMBLY-LEFT WING	LONG RANGE	-----				1	B
	0523005-85		STRUCTURE ASSEMBLY-LEFT WING	LONG RANGE	-----				1	E
	0523005-92		STRUCTURE ASSEMBLY-LEFT WING	LONG RANGE	-----				1	F
	0523005-206	*	STRUCTURE ASSEMBLY-RIGHT WING	LONG RANGE	WHEN	-----			1	B
			EXHAUSTED USE 0523005-220							
	0523005-220	*	STRUCTURE ASSEMBLY-RIGHT WING	LONG RANGE	-----				1	B
	0523005-224	*	STRUCTURE ASSEMBLY-RIGHT WING	LONG RANGE	-----				1	J
			WEU 0523005-96							
	0523005-96	*	STRUCTURE ASSEMBLY-RIGHT WING	LONG RANGE	-----				1	K
- 1	SEE FIG 10		LEADING EDGE ASSEMBLY-WING	-----					1	
- 2	SEE FIG 12		SPARS ASSEMBLY-WING	-----					1	
- 3	SEE FIG 14		SKINS & STRINGERS-WING	-----					1	
- 4	AN742D3		CLAMP RH ONLY	-----					1	
	MS21919JG4		CLAMP LH ONLY	-----					1	
- 5	S1021Z8-8		SCREW	-----					1	
- 6	NAS446-4-3		NUT	-----					1	
- 7	0523507		RIB ASSEMBLY-LEFT FUEL CELL STA 23.625	-----					1	
	0523507-1		RIB ASSEMBLY-RIGHT FUEL CELL STA 23.625	-----					1	
	NAS680A08		NUTPLATE	-----					1	
	NAS444-4		NUTPLATE LH ONLY	-----					1	
- 8	0523519-2		HAT SECTION-FUEL TANK LOWER	-----					1	
	0523519-1		HAT SECTION-FUEL TANK LOWER	-----					3	D
	0523519-1		HAT SECTION-FUEL TANK LOWER	-----					2	C
	0523540-1		PAO-NEOPRENE	-----					3	
- 8A	0523519-9		STIFFENER ASSEMBLY-LH	-----					1	C
	0523519-10		STIFFENER ASSEMBLY-RH	-----					1	C
- 9	0523003-48		DOUBLER	-----					1	
	0721111-9		RIB ASSEMBLY-STUB STA 57.125 LH	-----					1	
	0721111-10		RIB ASSEMBLY-STUB STA 57.125 RH	-----					1	
	NAS680A08		NUTPLATE	-----					2	
-10	0722201-1		RIB-WING CENTER SECTION STA 85.625	-----					1	
-11	0523510		RIB-WING CENTER SECTION STA 100 LH	WHEN	-----				1	
			EXHAUSTED USE 0523510-7							
	0523510-7		RIB-WING CENTER SECTION STA 100 LH	-----					1	
	0523510-1		RIB-WING CENTER SECTION STA 100 RH	WHEN	-----				1	
			EXHAUSTED USE 0523510-6							
-12	0523510-6		RIB-WING CENTER SECTION STA 100 RH	-----					1	
	0523511-3		RIB-WING CENTER SECTION STA 118	-----					1	
-13	0523512-3		RIB-WING CENTER SECTION STA 136	-----					1	
-14	0523513-3		RIB-WING CENTER SECTION STA 154 LH	-----					1	
	0523513-6		RIB-WING CENTER SECTION STA 154 RH	-----					1	
-15	0523514-3		RIB-WING CENTER SECTION STA 172	-----					1	
-16	0523515-3		RIB-WING CENTER SECTION STA 190	-----					1	
-17	0720608-7		RIB-WING CENTER SECTION STA 208	WHEN EXHAUSTED	-----				1	
			USE 0720608-15							
	S1863-3A		NUTPLATE TIN	-----					10	
	0720608-15		RIB-WING CENTER SECTION STA 208	-----					1	
	NAS686A08K		NUTPLATE	-----					10	
-18	NAS395-4-3		NUT	-----					4	
-19	0523232-2		RIB-WING ROOT TRAILING EDGE STA 23.625	-----					1	
-20	0523231		RIB-ASSEMBLY-FLAP TRACK STA 39 & 85.875	-----					2	
	0523231-5		BRACKET	-----					1	
-21	0523233-2		RIB ASSEMBLY-WING TRAILING EDGE STA 57.125	-----					1	
-22	0523233		RIB ASSEMBLY-WING TRAILING EDGE STA 71.375	-----					1	
-23	0523233-3		RUB STRIP	-----					1	
-24	0523230		RIB ASSEMBLY-WING TRAILING EDGE STA 100.5 LH	-----					1	
	0523230-1		RIB ASSEMBLY-WING TRAILING EDGE STA 100.5 RH	-----					1	
	0523230-4		ANGLE LH ONLY	-----					1	
	0523230-5		ANGLE RH ONLY	-----					1	
-25	0523511-4		RIB-WING TRAILING EDGE STA 118	-----					1	
-26	0523512-4		RIB-WING TRAILING EDGE STA 136	-----					1	
-27	0523408		BRACKET-AILERON PULLEY	-----					1	

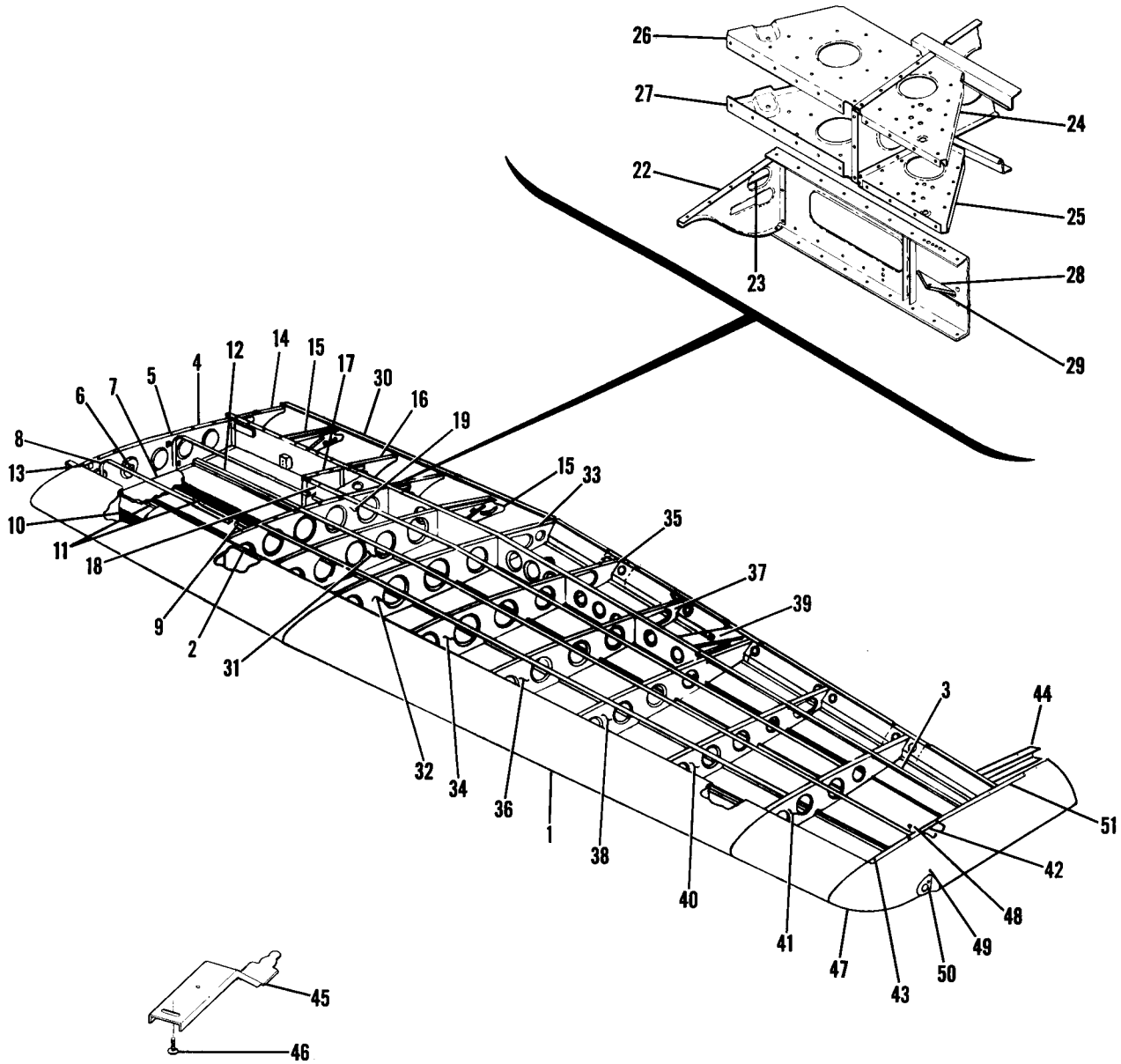
CONTINUED ON NEXT PAGE

FIGURE AND INDEX NO.	PART NUMBER	DESCRIPTION	UNITS PER ASSY	USABLE ON CODE
8 -28	0523407	BRACKET-FLAP PULLEY -----	1	
-29	0523407-1	BRACKET-FLAP PULLEY -----	1	
-30	0523539-7	BRACKET-FLAP BELLCRANK SUPPORT UPPER LH -----	1	
	0523539-8	BRACKET-FLAP BELLCRANK SUPPORT UPPER RH -----	1	
-31	0523539-9	BRACKET-FLAP BELLCRANK SUPPORT LOWER LH -----	1	
	0523539-10	BRACKET-FLAP BELLCRANK SUPPORT LOWER RH -----	1	
-31A	0522630-1	BRACKET ASSEMBLY-LOWER RH ONLY -----	1	C
-31B	0522630-2	BRACKET ASSEMBLY-UPPER RH ONLY -----	1	C
-32	0523219-2	CHANNEL-AILERON BELLCRANK UPPER LH -----	1	
	0523219-3	CHANNEL-AILERON BELLCRANK UPPER RH -----	1	
	0523219-4	CHANNEL-AILERON BELLCRANK LOWER LH -----	1	
	0523219-5	CHANNEL-AILERON BELLCRANK LOWER RH -----	1	
-33	0720005-1	STIFFENER-TRAILING EDGE -----	1	
-34	0523522-8	STRAP ASSEMBLY-FUEL TANK INBOARD -----	2	
	0523522-10	PAD-NEOPRENE -----	1	
-35	0523522-1	STRAP ASSEMBLY-FUEL TANK OUTBOARD -----	2	
	0523522-7	PAD-NEOPRENE -----	1	
-36	0523008-7	CHANNEL ASSEMBLY-DOOR CATCH -----	1	
-37	22NA1K-02	NUTPLATE EN -----	4	
-38	0523008-3	STOP ASSEMBLY-DOOR CATCH LH -----	1	D
	0523008-4	STOP ASSEMBLY-DOOR CATCH RH -----	1	D
		ATTACHING PARTS		
-39	0523008-10	SHIM .063 THICKNESS -----	AR	D
	0523008-10	SHIM .125 THICKNESS -----	AR	
-40	AN520-10R7	SCREW USE WITH NO SHIMS -----	4	D
	AN520-10R8	SCREW USE WITH 0523008-9 SHIM -----	4	D
	NAS221-8	SCREW USE WITH 0523008-10 SHIM -----	4	D
	AN520-10R10	SCREW USE WITH BOTH SHIMS -----	4	D
		---*---		
-40A	0426209-3	DOOR CATCH -----	1	C
		ATTACHING PARTS		
-40B	AN515-6R6	SCREW -----	1	C
		---*---		
-41	0523505-1	BULKHEAD ASSEMBLY LH -----	1	
	0523505-2	BULKHEAD ASSEMBLY RH -----	1	
-42	0523508-12	RIB ASSEMBLY-FUEL CELL STA 71.375 LH WEU 0523508-25 -----	1	M
	0523508-25	RIB ASSEMBLY-FUEL CELL STA 71.375 LH -----	1	N
		RIB ASSEMBLY-FUEL CELL STA 71.375 RH FSO -----	1	L
		0523508-26 & 0523564-1		
	0523508-26	RIB ASSY-FUEL CELL STA 71.375 RH -----	1	K
	NAS680A08	NUTPLATE -----	9	
		DOUBLER-STA 70.88 -----	1	K
-43	0721107-1	FAIRING LH -----	1	
	0721107-2	FAIRING RH -----	1	
-44	0523701-4	TIP ASSEMBLY WHEN EXHAUSTED USE 0723615-200 -----	1	D
	0723615-200	TIP ASSEMBLY-WING -----	1	D
		ATTACHING PARTS		
-45	AN515-8R8	SCREW -----	10	
		---*---		
	S1962-2	NUTPLATE USED WITH 0523701-4 -----	2	
-46	0523565-201	TIP-LH -----	1	C
	0523565-200	TIP-RH -----	1	C
-46A	0523565-29	TIP LH -----	1	F
	0523565-30	TIP RH -----	1	F
		ATTACHING PARTS		
-47	AN515-8R8	SCREW -----	10	C
		---*---		
-48	0423008-4	STIFFENER-LH UPPER RH LOWER -----	1	G
	0523565-21	STIFFENER-LH UPPER RH LOWER -----	1	H
	0423008-5	STIFFENER-RH UPPER LH LOWER -----	1	G
	0523565-22	STIFFENER-RH UPPER LH LOWER -----	1	H

CONTINUED ON NEXT PAGE

FIGURE AND INDEX NO.	PART NUMBER	DESCRIPTION	UNITS PER ASSY	USABLE ON CODE
8 -		<p style="text-align: center;">1 2 3 4 5 6 7</p> <p>NOTE. THIS SPARE INCLUDES ALL ELECTRICAL WIRING NECESSARY FOR INSTALLATION</p> <p>NOTE. *THESE ARE OPTIONAL LONG RANGE WINGS FOR MODEL 172 & F172. FOR STANDARD RANGE WING REFER TO FIG 6.</p> <p>NOTE. **THESE ARE LONG RANGE WINGS, STANDARD EQUIPMENT FOR MODEL P172 & FP172.</p> <p>A---P172 SERIAL P17257120 THRU P17257188 FP172 SERIAL FP172-0001 THRU FP172-0003</p> <p>B---172 SERIAL 17257162 THRU 17258486 F172 SERIAL F172-0560 THRU F172-0654</p> <p>C---172 SERIAL 17258487 THRU 17260758 F172 SERIAL F17200655 THRU F17200904</p> <p>D---P172 SERIAL P17257120 THRU P17257188 FP172 SERIAL FP172-0001 THRU FP172-0003 172 SERIAL 17257162 THRU 17258486 F172 SERIAL F172-0560 THRU F172-0654</p> <p>E---172 SERIAL 17258487 THRU 17259223 F172 SERIAL F17200655 THRU F17200804</p> <p>F---172 SERIAL 17259224 THRU 17260758 F172 SERIAL F17200805 THRU F17200904</p> <p>G---172 SERIAL 17257162 THRU 17258895 F172 SERIAL F172-0560 THRU F17200795</p> <p>H---172 SERIAL 17258896 THRU 17260758 F172 SERIAL F17200796 THRU F17200904</p> <p>J---172 SERIAL 17258487 THRU 17259904 F172 SERIAL F17200655 THRU F17200804</p> <p>K---172 SERIAL 17259905 THRU 17260758 F172 SERIAL F17200805 THRU F17200904</p> <p>L---172 SERIAL 17257162 THRU 17259904 P172 SERIAL P17257120 THRU P17257188 F172 SERIAL F172-0560 THRU F17200804 FP172 SERIAL FP172-0001 THRU FP172-0003</p> <p>M---172 SERIAL 17257162 THRU 17259842 F172 SERIAL F172-0560 THRU F1720844</p> <p>N---172 SERIAL 17259843 THRU 17260758 F172 SERIAL F1720845 THRU F17200904</p>		

Wing (Cont)



172 SERIAL 17260759 THRU 17263458
F172 SERIAL F17200905 THRU F17201234

Figure 9. Wing Structure Assembly - Long Range

FIGURE AND INDEX NO.	PART NUMBER	DESCRIPTION	UNITS PER ASSY	USABLE ON CODE
		1 2 3 4 5 6 7		
9 -	0523011-13	STRUCTURE ASSEMBLY-LEFT WING LONG RANGE -----	1	A
	0523011-14	STRUCTURE ASSEMBLY-RIGHT WING LONG RANGE -----	1	A
- 1	SEE FIG 11	LEADING EDGE ASSEMBLY-WING -----	1	
- 2	SEE FIG 13	SPARS ASSEMBLY-WING -----	1	
- 3	SEE FIG 15	SKINS & STRINGERS-WING -----	1	
- 4	0523010-1	RIB ASSEMBLY-LH STA 23.625 -----	1	
	0523010-2	RIB ASSEMBLY-RH STA 23.625 -----	1	
- 5	NAS680A08	NUTPLATE UPPER -----	7	
	S1863-3	NUTPLATE LOWER -----	6	
- 6	MS35489-9	GROMMET -----	1	
- 7	0523023-1	REINFORCEMENT -----	1	
- 8	0523522-8	STRAP ASSEMBLY-FUEL TANK INBOARD -----	2	
	0523522-10	PAD-NEOPRENE -----	1	
- 9	0523522-1	STRAP ASSEMBLY-FUEL TANK OUTBOARD -----	2	
	0523522-7	PAD-NEOPRENE -----	1	
-10	0523519-21	STIFFENER ASSEMBLY-LH -----	1	
	0523519-22	STIFFENER ASSEMBLY-RH -----	1	
-11	0523519-19	STIFFENER -----	2	
	S2127-1-46.94	SEAL -----	3	
-12	0523519-20	STIFFENER -----	1	
	S2127-1-31.25	SEAL -----	1	
-13	0523039-2	DOUBLER -----	1	
-14	0523232-6	RIB-TRAILING EDGE STA 23.625 -----	1	
	NAS395-14-3	NUT -----	3	
-15	0523231-13	RIB ASSEMBLY-FLAP TRACK STA 39.00 & STA 85.875 -----	2	
-16	0523233-11	RIB-TRAILING EDGE STA 57.125 -----	1	
-17	0721111-29	RIB ASSEMBLY-LH STA 57.125 -----	1	
	0721111-30	RIB ASSEMBLY-RH STA 57.125 -----	1	
	NAS680A08	NUTPLATE -----	2	
	0523560-1	STIFFENER -----	1	
-18	0523505-5	BULKHEAD ASSEMBLY -----	1	
	0523505-6	BULKHEAD ASSEMBLY -----	1	
	0721100-5	STIFFENER -----	2	
	NAS680A08	NUTPLATE -----	4	
-19	0523508-29	RIB ASSEMBLY-LH STA 71.375 -----	1	
	0523508-28	RIB ASSEMBLY-RH STA 71.375 -----	1	
-20		DELETED-NOT USED -----		
-21		DELETED-NOT USED -----		
-22	0523233-22	RIB ASSEMBLY-TRAILING EDGE STA 71.375 -----	1	
-23	0523233-3	RUB STRIP -----	1	
-24	0523539-7	BRACKET LH WING -----	1	
	0523539-3	BRACKET RH WING -----	1	
-25	0523539-9	BRACKET LH WING -----	1	
	0523539-5	BRACKET RH WING -----	1	
-26	0522630-3	BRACKET RH WING ONLY -----	1	
-27	0522630-4	BRACKET RH WING ONLY -----	1	
-28	0523407	BRACKET-PULLEY -----	1	
-29	0523407-1	BRACKET-PULLEY -----	1	
-30	0720005-3	STIFFENER -----	1	
-31	0523509-18	RIB-STA 85.625 -----	1	
-32	0523510-19	RIB ASSEMBLY-LH STA 100.50 -----	1	
	0523510-20	RIB ASSEMBLY-RH STA 100.50 -----	1	
-33	0523230	RIB ASSEMBLY-TRAILING EDGE LH STA 100.50 -----	1	
	0523230-1	RIB ASSEMBLY-TRAILING EDGE RH STA 100.50 -----	1	
	0523230-4	ANGLE-LH -----	1	
	0523230-5	ANGLE-RH -----	1	
-34	0523511-14	RIB-STA 118 -----	1	
-35	0523511-15	RIB-TRAILING EDGE STA 118 -----	1	
-36	0523512-19	RIB-STA 136 -----	1	
-37	0523512-22	RIB-TRAILING EDGE STA 136 -----	1	
-38	0523513-13	RIB-LH STA 154 -----	1	
	0523513-14	RIB-RH STA 154 -----	1	
-39	0523219-2	CHANNEL-AILERON BELLCRANK UPPER LH -----	1	
	0523219-3	CHANNEL-AILERON BELLCRANK UPPER RH -----	1	
	0523219-4	CHANNEL-AILERON BELLCRANK LOWER LH -----	1	
	0523219-5	CHANNEL-AILERON BELLCRANK LOWER RH -----	1	
	CM2692-28-1S	PLUG BUTTON -----	1	

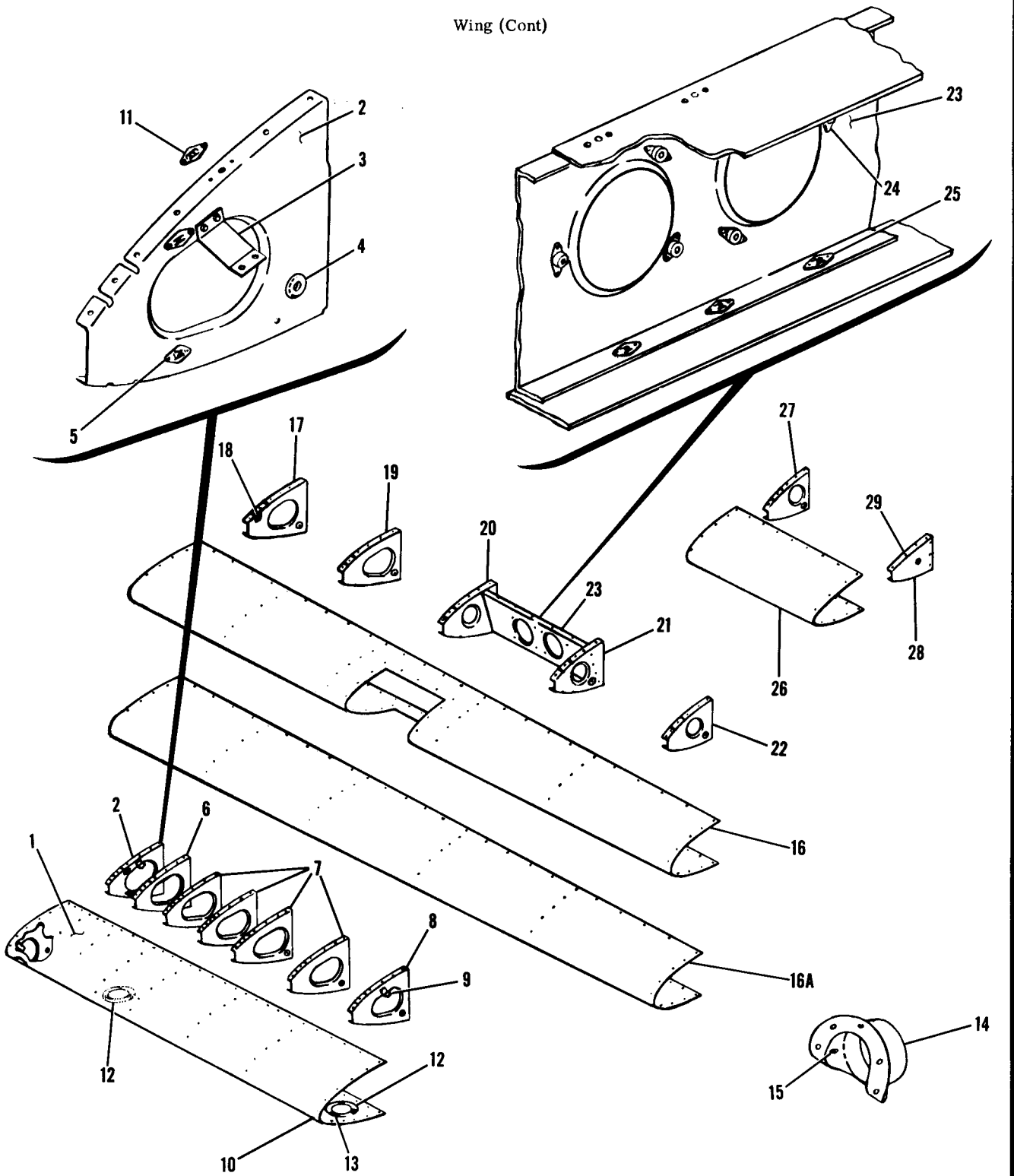
CONTINUED ON NEXT PAGE



FIGURE AND INDEX NO.	PART NUMBER	DESCRIPTION	UNITS PER ASSY	USABLE ON CODE
		1 2 3 4 5 6 7		
9 -40	0523514-7	RIB-STA 172 -----	1	
-41	0523515-7	RIB-STA 190 -----	1	
-42	0722200-1	RIB ASSEMBLY-STA 208 LH -----	1	
	0722200-2	RIB ASSEMBLY-STA 208 RH -----	1	
-43	NAS686A08	NUTPLATE -----	10	
-44	0721107-1	FAIRING-STA 208 LH -----	1	
	0721107-2	FAIRING-STA 208 RH -----	1	
-45	0426209-3	DOOR CATCH -----	1	
		ATTACHING PARTS		
-46	AN515-6R6	SCREW -----	1	
		*-----		
-47	0723200-5	WING TIP ASSEMBLY-LH -----	1	A
	0723200-6	WING TIP ASSEMBLY-RH -----	1	A
		ATTACHING PARTS		
-48	AN515-8R8	SCREW -----	12	
		*-----		
-49	S1862-2	NUTPLATE -----	2	
-50	NAS1329A06K120	NUTPLATE -----	3	
-51	0723200-9	STIFFENER-UPPER LH -----	1	
	0723200-10	STIFFENER-UPPER RH -----	1	
	0723200-11	STIFFENER-LOWER LH -----	1	
	0723200-12	STIFFENER-LOWER RH -----	1	
		A---172 SERIAL 17260759 THRU 17263458		
		F172 SERIAL F17200905 THRU F17201234		

This page intentionally left blank.

Wing (Cont)

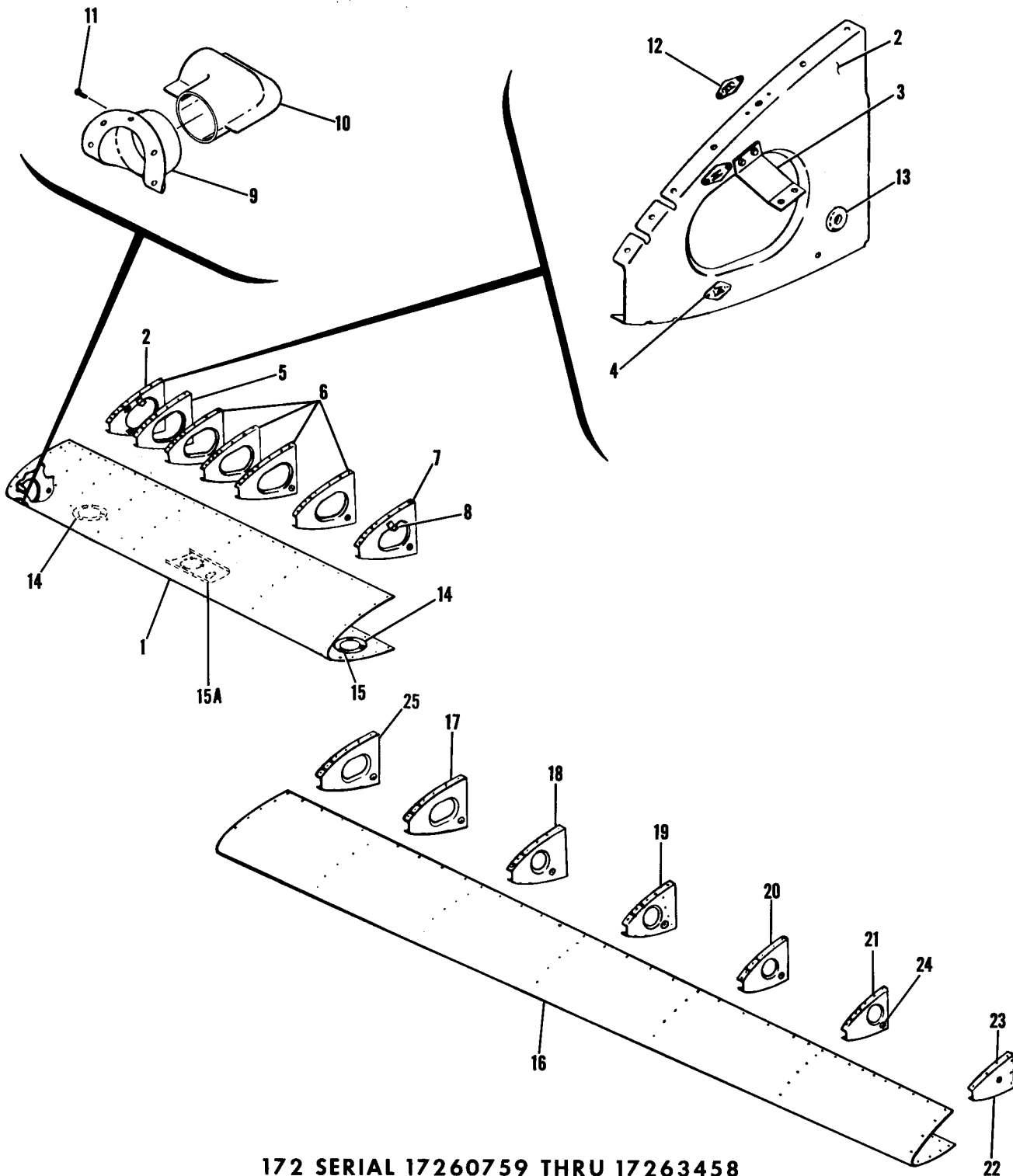


172 SERIAL 17249545 THRU 17260758
F172 SERIAL F172-0001 THRU F17200904
P172 SERIAL P17257120 THRU P17257188
FP172 SERIAL FP172-0001 THRU FP172-0003

Figure 10. Wing Leading Edge Assembly

FIGURE AND INDEX NO.	PART NUMBER	DESCRIPTION	UNITS PER ASSY	USABLE ON CODE
10 -		LEADING EDGE ASSEMBLY-WING -----	NP	G
	0523005-54	LEADING EDGE ASSEMBLY-INBOARD LH STA 23.625 TO 100 -----	1	A
	0523005-204	LEADING EDGE ASSEMBLY-INBOARD LH STA 22.625 TO 100 -----	1	B
	0523005-55	LEADING EDGE ASSEMBLY-INBOARD RH STA 23.625 TO 100 -----	1	
- 1	0523005-21	SKIN-STA 23.625 TO 100 LH -----	1	A
	0523005-68	SKIN-STA 23.625 TO 100 LH -----	1	B
	0523005-22	SKIN-STA 23.625 TO 100 RH -----	1	
- 2	0523107-2	RIB ASSEMBLY-NOSE STA 23.625 LH -----	1	
	0523107-3	RIB ASSEMBLY-NOSE STA 23.625 RH -----	1	
- 3	0422291	BRACKET LH ONLY -----	1	
- 4	MS20230A2	GROMMET -----	1	
- 5	NAS444-5	NUTPLATE -----	2	
- 6	0523107	RIB ASSEMBLY-NOSE STA 32.000 -----	1	
	MS20230A2	GROMMET -----	1	
- 7	0523108	RIB ASSEMBLY-NOSE STA 40.375 TO 71.375 -----	4	
	MS20230A2	GROMMET -----	1	
- 8	0523111-1	RIB ASSEMBLY-NOSE STA 85.625 LH -----	1	
	0523111-2	RIB ASSEMBLY-NOSE STA 85.625 RH -----	1	
- 9	0422292	BRACKET LH ONLY -----	1	
	MS20230A2	GROMMET -----	1	
-10	MS35489-6	GROMMET LH ONLY -----	1	A
-11	NAS444-5	NUTPLATE -----	2	
-12	S237-2	DOUBLER-INSPECTION OPENING -----	3	
-13	NAS395-14-3	NUT -----	6	
-14	0413157	SCOOP-CABIN AIR VENT -----	1	
-15	NAS446-4-3	NUTPLATE -----	1	
	0523005-56	LEADING EDGE ASSEMBLY-CENTER LH STA 100 TO 190 -----	1	E
	0523005-229	LEADING EDGE ASSEMBLY-CENTER LH STA. 100.0 TO 190.0 -----	1	F
	0523005-57	LEADING EDGE ASSEMBLY-CENTER RH STA 100 TO 190 -----	1	G
-16	0523003-10	SKIN-STA 100 TO 190 LH -----	1	E
-16A	0523003-63	SKIN-STA 100.0 TO 190.0 LH -----	1	F
	0523003-11	SKIN-STA 100.0 TO 190.0 RH -----	1	
-17	0523110-1	RIB ASSEMBLY-NOSE STA 100 LH -----	1	
	0523110-2	RIB ASSEMBLY-NOSE STA 100 RH -----	1	
-18	NAS444-1	NUTPLATE LH ONLY -----	1	
	MS20230A2	GROMMET -----	1	
-19	0523542-1	RIB ASSEMBLY-NOSE STA 118 -----	1	
	MS20230A2	GROMMET -----	1	
-20	0523512-5	RIB ASSEMBLY-NOSE STA 136 -----	1	
	MS20230A2	GROMMET -----	1	
-21	0523513-4	RIB ASSEMBLY-NOSE STA 154 -----	1	
	MS20230A2	GROMMET -----	1	
-22	0523514-4	RIB ASSEMBLY-NOSE STA 172 -----	1	
	MS20230A2	GROMMET -----	1	
-23	0523106	BRACKET ASSEMBLY-LANDING LIGHT LH ONLY -----	1	E
-24	NAS680A08	NUTPLATE -----	6	
-25	NAS444-5	NUTPLATE LH ONLY -----	18	
	0523005-52	LEADING EDGE ASSEMBLY-OUTBOARD LH -----	1	
	0523005-53	LEADING EDGE ASSEMBLY-OUTBOARD RH -----	1	
-26	0523003-56	SKIN-STA 190 TO 208 LH -----	1	
	0523003-57	SKIN-STA 190 TO 208 RH -----	1	
-27	0523515-4	RIB ASSEMBLY-NOSE STA 190 -----	1	
	MS20230A2	GROMMET -----	1	
-28	0720608-23	RIB ASSEMBLY-NOSE STA 208 -----	1	
	MS20230A2	GROMMET -----	1	
-29	NAS696A08K	NUTPLATE -----	2	
<p>A---172 SERIAL 17249545 THRU 17254892 P172 SERIAL P17257120 THRU P17257188 F172 SERIAL F172-0001 THRU F172-0319 FP172 SERIAL FP172-0001 THRU FP172-0003</p> <p>B---172 SERIAL 17254893 THRU 17260758 F172 SERIAL F172-0320 THRU F17200904</p> <p>C---DELETED D---DELETED</p> <p>E---172 SERIAL 17249545 THRU 17259223 F172 SERIAL F172-0001 THRU F17200804 P172 SERIAL P17257120 THRU P17257188 FP172 SERIAL FP172-0001 THRU FP172-0003</p> <p>F---172 SERIAL 17259224 THRU 17260758 F172 SERIAL F17200805 THRU F17200904</p> <p>G---172 SERIAL 17249545 THRU 17260758 F172 SERIAL F172-0001 THRU F17200904 P172 SERIAL P17257120 THRU P17257188 FP172 SERIAL FP172-0001 THRU FP172-0003</p>				

Wing (Cont)



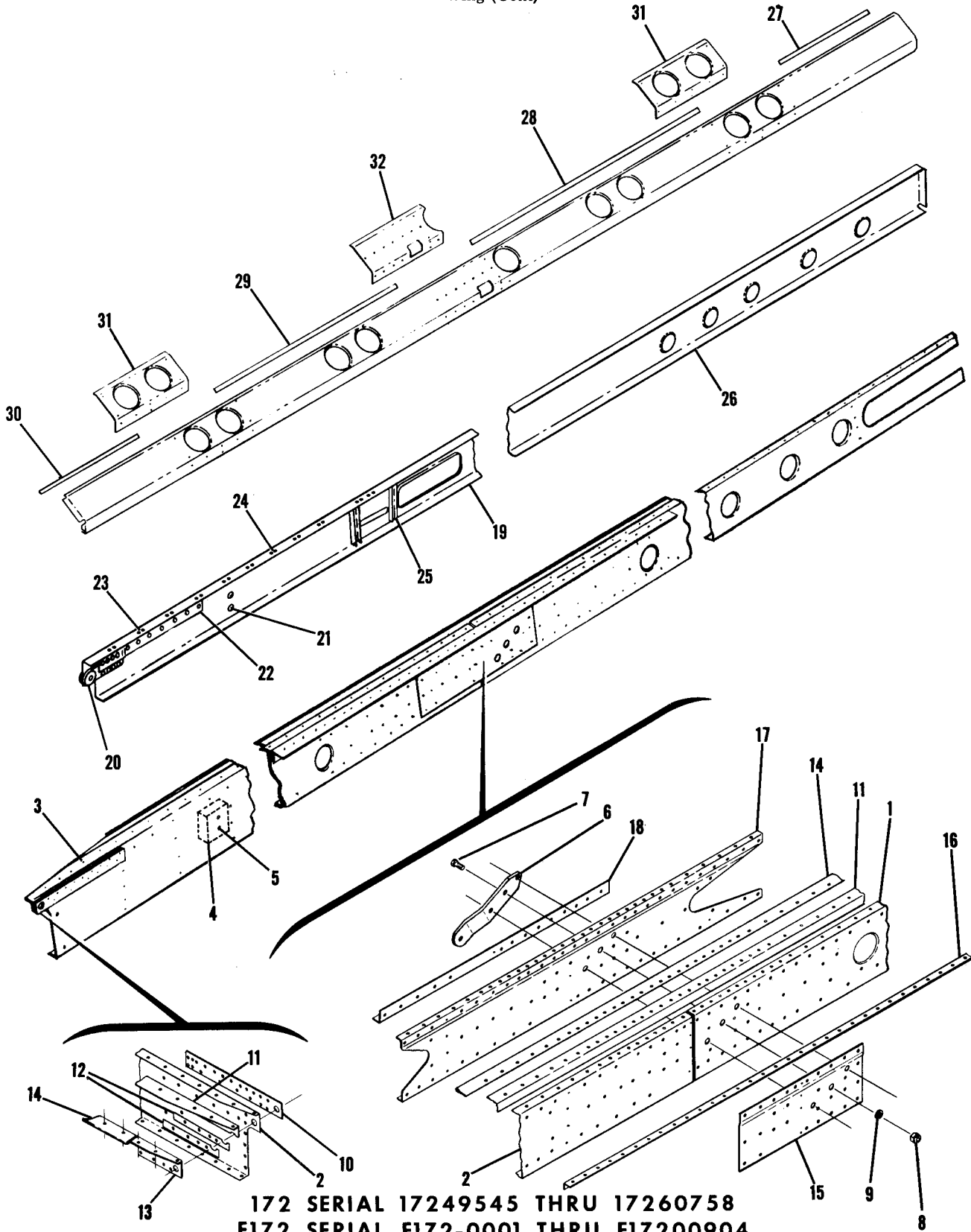
172 SERIAL 17260759 THRU 17263458
F172 SERIAL F17200905 THRU F17201234

Figure 11. Wing Leading Edge Assembly

FIGURE AND INDEX NO.	PART NUMBER	DESCRIPTION	UNITS PER ASSY	USABLE ON CODE
11 -		1 2 3 4 5 6 7 LEADING EDGE ASSEMBLY-WING -----	NP	A
	0523028-1	LEADING EDGE ASSY LH-INBOARD -----	1	
	0523028-3	LEADING EDGE ASSY LH-INBOARD LONG RANGE -----	1	
	0523028-2	LEADING EDGE ASSY RH-INBOARD -----	1	
	0523028-4	LEADING EDGE ASSY RH-INBOARD LONG RANGE -----	1	
- 1	0523028-5	SKIN LH -----	1	
	0523028-7	SKIN LH LONG RANGE -----	1	
	0523028-6	SKIN RH -----	1	
	0523028-8	SKIN RH LONG RANGE -----	1	
- 2	0523026-1	RIB ASSY-STA 23.625 LH -----	1	
	0523026-2	RIB ASSY-STA 23.625 RH -----	1	
- 3	0422291	BRACKET -----	1	
- 4	S1863-3	NUTPLATE -----	2	
- 5	0523027-3	RIB-STA 32.750 -----	1	
- 6	0523027-1	RIB-STA 40.125 TO STA 71.125 -----	4	
- 7	0523027-2	RIB-STA 85.375 -----	1	
- 8	0422292	BRACKET-LH ONLY -----	2	
- 9	0722202-1	SCOOP-AIR -----	1	
		ATTACHING PARTS		
	AN96J-4	WASHER -----	4	
		---*---		
-10	0450314	FITTING -----	1	
		ATTACHING PARTS		
-11	S102128-8	SCREW -----	1	
	NAS446-4-3	NUT -----	1	
		---*---		
-12	S1860-2A	NUTPLATE-UPPER FLANGE -----	1	
	A6204-8Z3	NUTPLATE-LOWER FLANGE -----	1	
-13	S1291-8	GROMMET -----	7	
-14	S237-2	DOUBLER-INSPECTION OPENING LH ONLY -----	3	
	S237-2	DOUBLER-INSPECTION OPENING RH ONLY -----	2	
-15	NAS395-14-3	NUT -----	3	
	0523029-1	LEADING EDGE ASSY LH-OUTBOARD -----	1	
	0523029-2	LEADING EDGE ASSY RH-OUTBOARD -----	1	
-15A	0523048-1	DOUBLER ASSY-PITOT TUBE LH ONLY -----	1	
	NAS395-14-3	NUT -----	3	
-16	0523029-3	SKIN LH -----	1	
	0523029-4	SKIN RH -----	1	
-17	0523031-1	RIB-LH STA 118.00 -----	1	
	0523031-2	RIB-RH STA 118.00 -----	1	
-18	0523032-1	RIB-LH STA 136.00 -----	1	
	0523032-2	RIB-RH STA 136.00 -----	1	
-19	0523033-1	RIB-LH STA 154.00 -----	1	
	0523033-2	RIB-RH STA 154.00 -----	1	
-20	0523034-1	RIB-LH STA 172.00 -----	1	
	0523034-2	RIB-RH STA 172.00 -----	1	
-21	0523035-1	RIB-LH STA 190.00 -----	1	
	0523035-2	RIB-RH STA 190.00 -----	1	
-22	0523036-1	RIB-LH STA 208.00 -----	1	
	0523036-2	RIB-RH STA 208.00 -----	1	
-23	NAS696A08	NUTPLATE -----	2	
-24	S1291-8	GROMMET -----	6	
-25	0523030-1	RIB-LH STA 100.00 -----	1	
	0523030-2	RIB-RH STA 100.00 -----	1	

A---172 SERIAL 17260759 THRU 17263458
 F172 SERIAL F17200905 THRU F17201234

Wing (Cont)



172 SERIAL 17249545 THRU 17260758
F172 SERIAL F172-0001 THRU F17200904

Figure 12. Wing Spars Assemblies

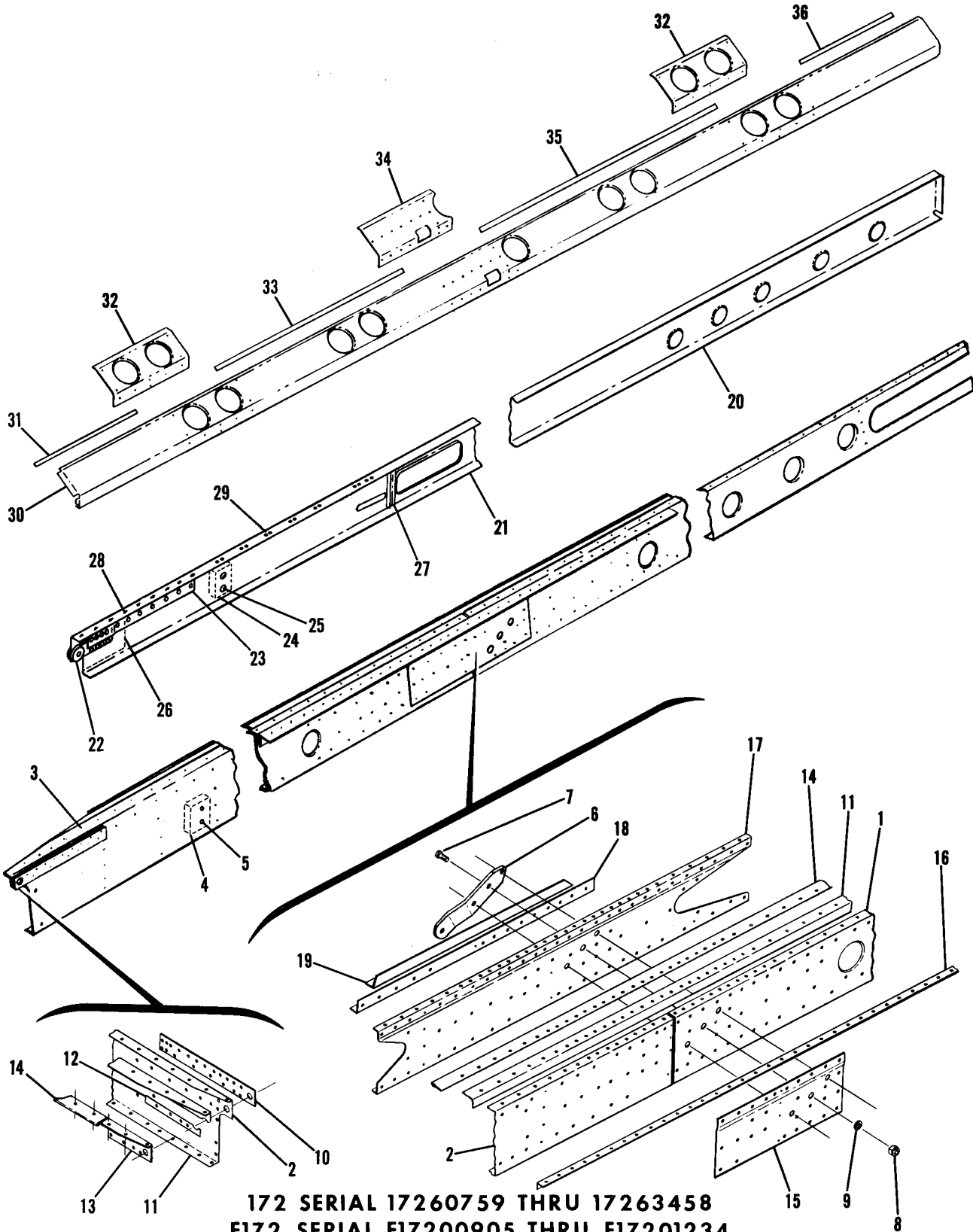
FIGURE AND INDEX NO.	PART NUMBER	DESCRIPTION	UNITS PER ASSY	USABLE ON CODE
		1 2 3 4 5 6 7		
12 -		SPARS ASSEMBLIES-WING -----	NP	G
	0523301-1	SPAR ASSEMBLY-WING FRONT LH -----	1	A
	0523301-2	SPAR ASSEMBLY-WING FRONT RH -----	1	A
	0523301-3	SPAR ASSEMBLY-WING FRONT LH -----	1	B
	0523301-4	SPAR ASSEMBLY-WING FRONT RH -----	1	B
- 1	0523317	CHANNEL ASSEMBLY-SPAR OUTBOARD LH -----	1	
	0523317-1	CHANNEL ASSEMBLY-SPAR OUTBOARD RH -----	1	
- 2	0523322-1	CHANNEL ASSEMBLY-SPAR INBOARD LH -----	1	
	0523322-2	CHANNEL ASSEMBLY-SPAR INBOARD RH -----	1	
- 3	NAS680A08	NUTPLATE -----	19	
- 4	0523524	SPACER-FUEL TANK -----	1	A
	0523524	SPACER-FUEL TANK -----	2	B
		ATTACHING PARTS		
- 5	S1021A10-10	SCREW -----	2	
		-----*		
- 6	0523306	FITTING-STRUT ATTACHMENT -----	1	
		ATTACHING PARTS		
- 7	AN5-7A	BOLT -----	3	
- 8	MS21042L5	NUT -----	3	
- 9	AN960-516	WASHER -----	3	
		-----*		
-10	0523308	PLATE -----	1	
-11	0523314	ANGLE-CAP LH -----	1	
	0523314-1	ANGLE-CAP RH -----	1	
-12	0523311	SPACER -----	2	
-13	0523309	ANGLE-LH -----	1	
	0523309-1	ANGLE-RH -----	1	
-14	0523315	CAP PLATE-LH -----	1	
	0523315-1	CAP PLATE-RH -----	1	
-15	0523319-3	PLATE-LH -----	1	
	0523319-4	PLATE-RH -----	1	
-16	0523321-1	ANGLE-LH -----	1	
	0523321-2	ANGLE-RH -----	1	
-17	0523318	CHANNEL-SPLICE LH -----	1	
	0523318-1	CHANNEL-SPLICE RH -----	1	
-18	0523316	ANGLE-LH -----	1	
	0523316-1	ANGLE-RH -----	1	
	0523400-14	SPAR ASSEMBLY-WING REAR LH -----	1	
	0523400-15	SPAR ASSEMBLY-WING REAR RH WEU 0523400-110 -----	1	E
	0523400-110	SPAR ASSEMBLY-WING REAR RH -----	1	F
-19	0523400-50	SEGMENT ASSEMBLY-REAR SPAR INBOARD STA 23.625 TO 100 LH -----	1	
	0523400-51	SEGMENT ASSEMBLY-REAR SPAR INBOARD STA 23.625 TO 100 RH -----	1	
-20	0422229-3	FITTING-WING SPAR REINFORCEMENT WHEN EXHAUSTED -----	2	C
		USE 0422229-11		
	0422229-11	FITTING-WING SPAR REINFORCEMENT -----	2	D
	0523524	SPACER-FUEL TANK -----	2	
		ATTACHING PARTS		
-21	S1021A10-10	SCREW -----	2	
		-----*		
-22	0523400-20	ANGLE-REINFORCEMENT LH -----	1	
	0523400-21	ANGLE-REINFORCEMENT RH -----	1	
-23	NAS680A08	NUTPLATE -----	12	
-24	NAS684A08	NUTPLATE -----	1	
-25	0523409	CHANNEL-REINFORCEMENT -----	1	
-26	0523406	SEGMENT-REAR SPAR OUTBOARD STA 100 TO 154 LH -----	1	
	0523406-1	SEGMENT-REAR SPAR OUTBOARD STA 100 TO 154 RH -----	1	
	0523005-50	SPAR ASSEMBLY-OUTBOARD AUXILIARY LH -----	1	
	0523005-51	SPAR ASSEMBLY-OUTBOARD AUXILIARY RH -----	1	
-27	0523813-3	FILLER-TRAILING EDGE -----	1	
-28	0523813-2	FILLER-TRAILING EDGE -----	1	
-29	0523813-4	FILLER-TRAILING EDGE -----	1	
-30	0523813-5	FILLER-TRAILING EDGE -----	1	

CONTINUED ON NEXT PAGE

FIGURE AND INDEX NO.	PART NUMBER	DESCRIPTION	UNITS PER ASSY	USABLE ON CODE
12 -31 -32	0523216	REINFORCEMENT -----	2	
	0523215	REINFORCEMENT LH -----	1	
	0523215-1	REINFORCEMENT RH -----	1	
		<p style="text-align: center;">1 2 3 4 5 6 7</p> <p>NOTE. *THESE PARTS USED WITH OPTIONAL LONG RANGE WING 17257162 THRU 17260758</p> <p>A---172 SERIAL 17249545 THRU 17260758 F172 SERIAL F172-0001 THRU F17200904</p> <p>B---P172 SERIAL P17257120 THRU P17257188 FP172 SERIAL FP172-0001 THRU FP172-0003 SEE NOTE.*</p> <p>C---172 SERIAL 17249545 THRU 17258542 F172 SERIAL F172-0001 THRU F17200739</p> <p>D---172 SERIAL 17258543 THRU 17260758 F172 SERIAL F17200740 THRU F17200904</p> <p>E---172 SERIAL 17249545 THRU 17259904 F172 SERIAL F172-0001 THRU F17200804</p> <p>F---172 SERIAL 17259905 THRU 17260758 F172 SERIAL F17200805 THRU F17200904</p> <p>G---172 SERIAL 17249545 THRU 17260758 F172 SERIAL F172-0001 THRU F17200904 P172 SERIAL P17257120 THRU P17257188 FP172 SERIAL FP172-0001 THRU FP172-0003</p>		

This page intentionally left blank.

Wing (Cont)



172 SERIAL 17260759 THRU 17263458
F172 SERIAL F17200905 THRU F17201234

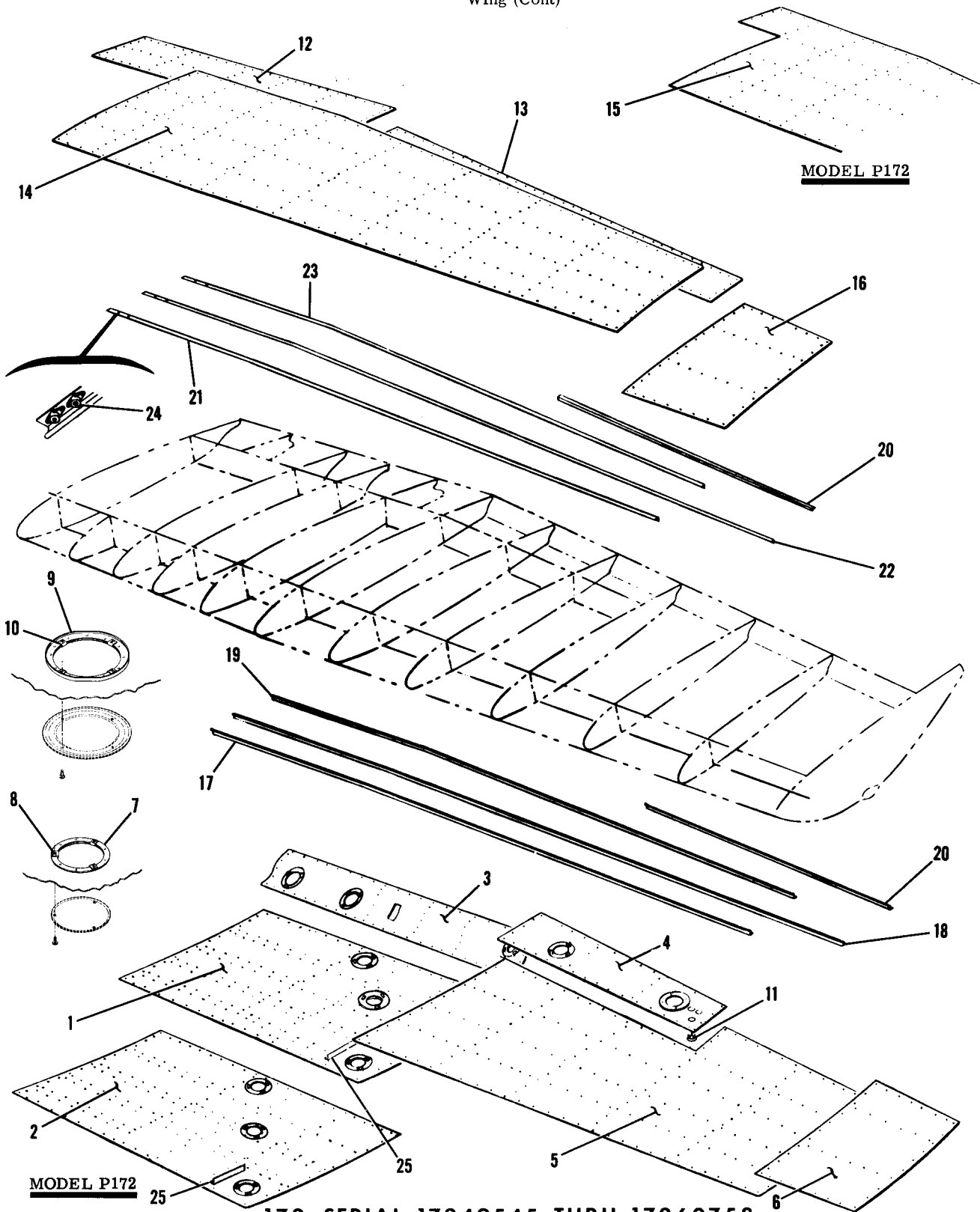
Figure 13. Wing Spars Assemblies



FIGURE AND INDEX NO.	PART NUMBER	DESCRIPTION	UNITS PER ASSY	USABLE ON CODE
		1 2 3 4 5 6 7		
13 -		SPARS ASSEMBLIES-WING -----	NP	A
	0523018-1	SPAR ASSEMBLY-WING FWD LH -----	1	
	0523018-3	SPAR ASSEMBLY-WING FWD LH LONG RANGE -----	1	
	0523018-2	SPAR ASSEMBLY-WING FWD RH -----	1	
	0523018-4	SPAR ASSEMBLY-WING FWD RH LONG RANGE -----	1	
- 1	0523015-1	CHANNEL ASSEMBLY-SPAR OUTBOARD LH -----	1	
	0523015-2	CHANNEL ASSEMBLY-SPAR OUTBOARD RH -----	1	
- 2	0523014-1	CHANNEL ASSEMBLY-SPAR INBOARD LH -----	1	
	0523014-3	CHANNEL ASSEMBLY-SPAR INBOARD LH LONG RANGE -----	1	
	0523014-2	CHANNEL ASSEMBLY-SPAR INBOARD RH -----	1	
	0523014-4	CHANNEL ASSEMBLY-SPAR INBOARD RH LONG RANGE -----	1	
- 3	NAS680A08	NUTPLATE STD -----	14	
	NAS680A08	NUTPLATE LONG RANGE -----	19	
- 4	0523524	SPACER-FUEL TANK -----	1	
		ATTACHING PARTS -----		
- 5	S1021A10-10	SCREW -----	2	
		-----*-----		
- 6	0523306	FITTING-STRUT ATTACHMENT -----	1	
		ATTACHING PARTS -----		
- 7	AN5-6A	BOLT -----	3	
- 8	MS21042L5	NUT -----	3	
- 9	AN960-516	WASHER -----	3	
		-----*-----		
-10	0523016-1	PLATE -----	1	
-11	0523020-1	SPAR ANGLE LH -----	1	
	0523020-3	SPAR ANGLE LH LONG RANGE -----	1	
	0523020-2	SPAR ANGLE RH -----	1	
	0523020-4	SPAR ANGLE RH LONG RANGE -----	1	
-12	0523019-1	SPACER -----	1	
-13	0523017-1	SPAR ANGLE LH -----	1	
	0523017-2	SPAR ANGLE RH -----	1	
-14	0523021-1	PLATE LH -----	1	
	0523021-3	PLATE LH LONG RANGE -----	1	
	0523021-2	PLATE RH -----	1	
	0523021-4	PLATE RH LONG RANGE -----	1	
-15	0422412-1	PLATE LH -----	1	
	0422412-2	PLATE RH -----	1	
-16	0523022-1	ANGLE LH -----	1	
	0523022-2	ANGLE RH -----	1	
-17	0422414-1	CHANNEL-SPLICE LH -----	1	
	0422414-2	CHANNEL-SPLICE RH -----	1	
-18	0422411-1	CHANNEL-SPLICE LH -----	1	
	0422411-2	CHANNEL-SPLICE RH -----	1	
-19	0422406-1	STIFFENER LH -----	1	
	0422406-2	STIFFENER RH -----	1	
	0523041-1	SPAR ASSEMBLY-WING REAR LH -----	1	
	0523041-2	SPAR ASSEMBLY-WING REAR RH -----	1	
-20	0523406-5	CHANNEL-OUTBOARD LH -----	1	
	0523406-4	CHANNEL-OUTBOARD RH -----	1	
-21	0523041-3	CHANNEL-INBOARD LH -----	1	
	0523041-4	CHANNEL-INBOARD RH -----	1	
-22	0422229-16	FITTING -----	2	
-23	0523046-1	STIFFENER-LH -----	1	
	0523046-2	STIFFENER-RH -----	1	
-24	0523524	SPACER -----	2	
		ATTACHING PARTS -----		
-25	S-1021A-10-10	SCREW -----	2	
		-----*-----		
-26	0523042-1	DOUBLER -----	1	
-27	0523409	CHANNEL -----	1	
-28	NAS680A08	NUTPLATE -----	16	
-29	NAS684A08	NUTPLATE -----	1	
-30	0523040-1	SPAR-AILERON AUXILIARY LH -----	1	
	0523040-2	SPAR-AILERON AUXILIARY RH -----	1	
-31	0523037-4	SPACER -----	1	
-32	0523043-1	REINFORCEMENT LH -----	2	
	0523043-2	REINFORCEMENT RH -----	2	
-33	0523037-3	SPACER -----	1	
-34	0523044-1	REINFORCEMENT LH -----	1	
	0523044-2	REINFORCEMENT RH -----	1	
-35	0523037-2	SPACER -----	1	
-36	0523037-1	SPACER -----	1	

A---172 SERIAL 17260759 THRU 17263458
 F172 SERIAL F17200905 THRU F17201234

Wing (Cont)



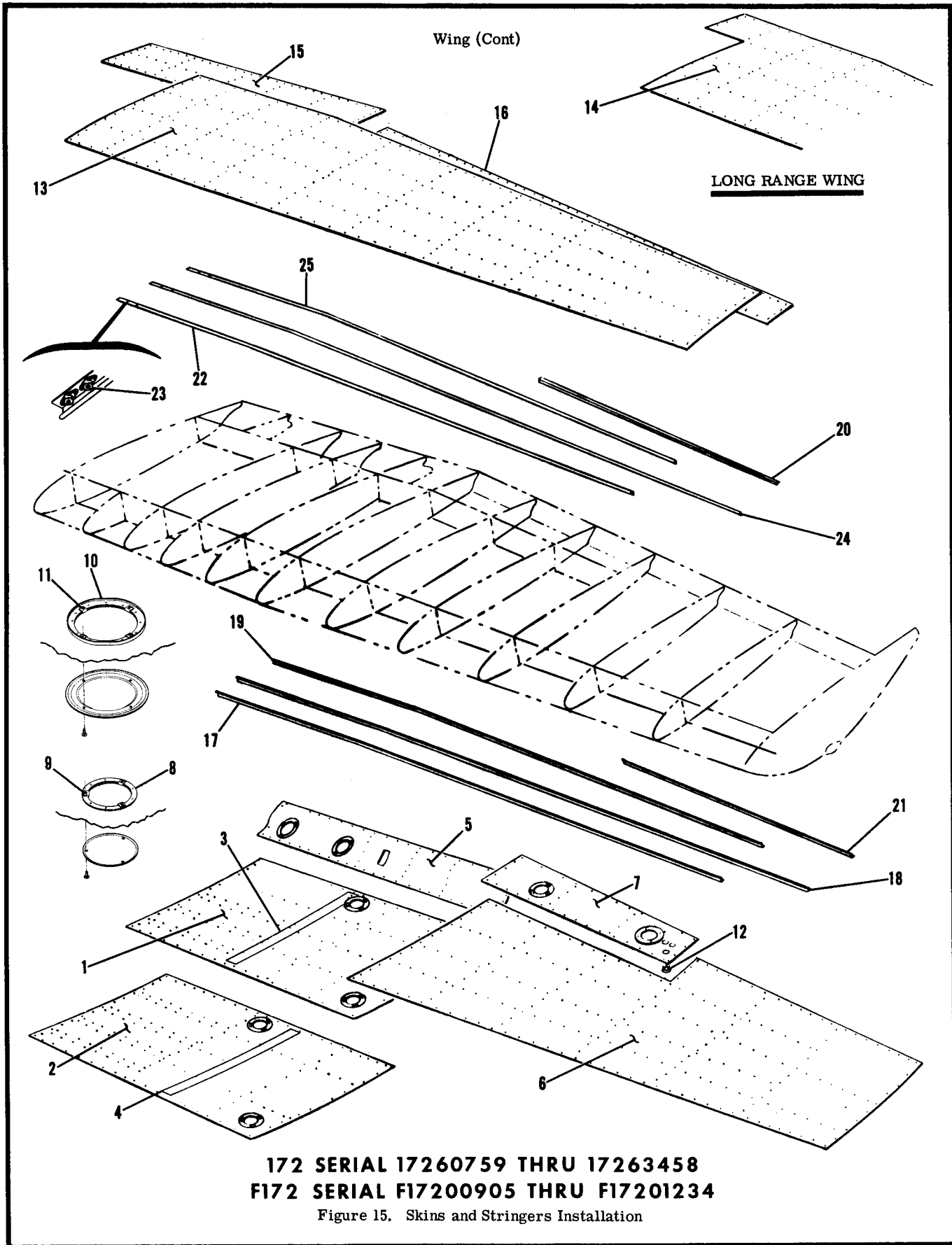
172 SERIAL 17249545 THRU 17260758
F172 SERIAL F172-0001 THRU F17200904

Figure 14. Skins and Stringers Installation

FIGURE AND INDEX NO.	PART NUMBER	DESCRIPTION	UNITS PER ASSY	USABLE ON CODE
		1 2 3 4 5 6 7		
14 -		SKINS & STRINGERS INSTALLATION LH -----	NP	G
		SKINS & STRINGERS INSTALLATION RH -----	NP	G
- 1	0523005-61	SKIN-LOWER CENTER SECTION STA 23.625 TO 100 -----	1	E
	0523005-87	SKIN-LOWER CENTER SECTION STA 23.625 TO 100 -----	1	F
- 2	0523005-59	SKIN-LOWER CENTER SECTION STA 23.625 TO 100 -----	1	E
	0523005-88	SKIN-LOWER CENTER SECTION STA 23.625 TO 100 -----	1	F
- 3	0523007-10	SKIN-LOWER TRAILING EDGE STA 22.875 TO 100 LH -----	1	
	0523007-9	SKIN-LOWER TRAILING EDGE STA 22.875 TO 100 RH -----	1	
- 4	0523003-79	SKIN-LOWER TE STA 100 TO 154 WHEN EXHAUSTED USE 0523003-62	1	C
	0523003-62	SKIN-LOWER T.E. STA 100 TO 154 -----	1	D
	0523003-52	SKIN-LWR T.E. STA 100 TO 154 USED WITH NAV-O-MATIC INSTL	1	D
- 5	0523003-74	SKIN-LOWER CENTER SECTION STA 100 TO 190 -----	1	
- 6	0523003-83	SKIN-LOWER CENTER SECTION STA 190 TO 208 -----	1	
- 7	S237-2	DOUBLER ASSEMBLY 4.00 IN OPENING -----	AR	
- 8	NAS395-14-3	NUT -----	3	
- 9	S330-2	DOUBLER ASSEMBLY 5.82 IN OPENING -----	AR	
-10	NAS395-14-3	NUT -----	4	
-11	CM2692-28-1S	PLUG BUTTON UC48155 -----	1	
-12	0523007-42	SKIN-UPPER TRAILING EDGE STA 22.875 TO 100 -----	1	
-13	0523003-80	SKIN-UPPER TRAILING EDGE STA 100 TO 190 -----	1	
-14	0523003-60	SKIN-UPPER CENTER SECTION STA 57.125 TO 190 -----	1	A
-15	0523007-45	SKIN-UPPER CENTER SECTION STA 57.0000 & 70.875 TO 190 -----	1	B
-16	0523003-81	SKIN-UPPER CENTER SECTION STA 190 TO 208 -----	1	
-17	0523541-7	STRINGER-LOWER FORWARD LH -----	1	A
	0523541-8	STRINGER-LOWER FORWARD RH -----	1	A
	0520009-7	STRINGER-LOWER FORWARD LH -----	1	B
	0520009-8	STRINGER-LOWER FORWARD RH -----	1	B
-18	0523541-9	STRINGER-LOWER CENTER LH -----	1	A
	0523541-10	STRINGER-LOWER CENTER RH -----	1	A
	0520009-9	STRINGER-LOWER CENTER LH -----	1	B
	0520009-10	STRINGER-LOWER CENTER RH -----	1	B
-19	0523541-11	STRINGER-LOWER AFT LH -----	1	A
	0523541-12	STRINGER-LOWER AFT RH -----	1	A
	0520009-11	STRINGER-LOWER AFT LH -----	1	B
	0520009-12	STRINGER-LOWER AFT RH -----	1	B
-20	0523003-40	STRINGER-AFT OUTBOARD -----	2	
-21	0523541-1	STRINGER ASSEMBLY-UPPER FORWARD LH -----	1	A
	0523541-2	STRINGER ASSEMBLY-UPPER FORWARD RH -----	1	A
	0520009-1	STRINGER ASSEMBLY-UPPER FORWARD LH -----	1	B
	0520009-2	STRINGER ASSEMBLY-UPPER FORWARD RH -----	1	B
-22	0523541-3	STRINGER ASSEMBLY-UPPER CENTER LH -----	1	A
	0523541-4	STRINGER ASSEMBLY-UPPER CENTER RH -----	1	A
	0520009-3	STRINGER ASSEMBLY-UPPER CENTER LH -----	1	B
	0520009-4	STRINGER ASSEMBLY-UPPER CENTER RH -----	1	B
-23	0523541-5	STRINGER ASSEMBLY-UPPER AFT LH -----	1	A
	0523541-6	STRINGER ASSEMBLY-UPPER AFT RH -----	1	A
	0520009-5	STRINGER ASSEMBLY-UPPER AFT LH -----	1	B
	0520009-6	STRINGER ASSEMBLY-UPPER AFT RH -----	1	B
-24	NAS680A08	NUT PLATE -----	2	
-25	0521102-1	STIFFENER -----	1	

NOTE. *THESE PARTS ARE USED WITH OPTIONAL LONG RANGE WING 17257162 THRU 17260758

- A---172 SERIAL 17249545 THRU 17260758
F172 SERIAL F172-0001 THRU F17200904
- B---P172 SERIAL P17257120 THRU P17257188
FP172 SERIAL FP172-0001 THRU FP172-0003
SEE NOTE.*
- C---172 SERIAL 17249545 THRU 17256512
F172 SERIAL F172-0001 THRU F17200904
P172 SERIAL P17257120 THRU P17257188
FP172 SERIAL FP172-0001 THRU FP172-0003
- D---172 SERIAL 17256513 THRU 17260758
- E---172 SERIAL 17249545 THRU 17258486
F172 SERIAL F172-0001 THRU F172-0654
- F---172 SERIAL 17258487 THRU 17260758
F172 SERIAL F17200655 THRU F17200904
- G---172 SERIAL 17249545 THRU 17260758
F172 SERIAL F172-0001 THRU F17200904
P172 SERIAL P17257120 THRU P17257188
FP172 SERIAL FP172-0001 THRU FP172-0003



172 SERIAL 17260759 THRU 17263458
F172 SERIAL F17200905 THRU F17201234

Figure 15. Skins and Stringers Installation

FIGURE AND INDEX NO.	PART NUMBER	DESCRIPTION	UNITS PER ASSY	USABLE ON CODE
		1 2 3 4 5 6 7		
15 -		SKINS & STRINGERS INSTALLATION LH -----	NP	A
		SKINS & STRINGERS INSTALLATION RH -----	NP	A
- 1	0523011-5	SKIN-LOWER CENTER SECTION STA23.625 TO 100 LH -----	1	
	0523011-6	SKIN-LOWER CENTER SECTION STA23.625 TO 100 RH -----	1	
- 2	0523011-17	* SKIN-LOWER CENTER SECTION STA23.625 TO 100 LH -----	1	
	0523011-18	* SKIN-LOWER CENTER SECTION STA23.625 TO 100 RH -----	1	
- 3	0523039-1	DOUBLER-LWR FUEL BAY -----	1	
- 4	0523039-2	* DOUBLER-LWR FUEL BAY -----	1	
- 5	0523011-9	SKIN-LOWER TRAILING EDGE STA22.875 TO 100.44 LH -----	1	
	0523011-8	SKIN-LOWER TRAILING EDGE STA22.875 TO 100.44 RH -----	1	
- 6	0523011-11	SKIN-LOWER CENTER SECTION STA99.25 TO 208 LH -----	1	
	0523011-10	SKIN-LOWER CENTER SECTION STA99.25 TO 208 RH -----	1	
- 7	0523003-62	SKIN-LOWER TRAILING EDGE STA100 TO 154 -----	1	
- 8	S237-2	DOUBLER ASSY 4.00 IN OPENING -----	AR	
- 9	NAS395-14-3	NUT -----	3	
-10	S330-2	DOUBLER ASSY 5.82 IN OPENING -----	AR	
-11	NAS395-14-3	NUT -----	4	
-12	CM2692-28-1S	PLUG BUTTON -----	1	
-13	0523011-3	SKIN-UPPER CENTER SECTION STA57.125 TO 208 LH -----	1	
	0523011-4	SKIN-UPPER CENTER SECTION STA57.125 TO 208 RH -----	1	
-14	0523011-19	* SKIN-UPPER CENTER SECTION STA57.00 TO 208 LH -----	1	
	0523011-20	* SKIN-UPPER CENTER SECTION STA57.00 TO 208 RH -----	1	
-15	0523011-7	SKIN-UPPER TRAILING EDGE STA22.875 TO 101.25 -----	1	
-16	0523011-12	SKIN-UPPER TRAILING EDGE STA100.50 TO 208 -----	1	
-17	0523038-7	STRINGER-LOWER FORWARD LH -----	1	
	0523038-8	STRINGER-LOWER FORWARD RH -----	1	
	0523038-19	* STRINGER-LOWER FORWARD LH -----	1	
	0523038-20	* STRINGER-LOWER FORWARD RH -----	1	
-18	0523038-9	STRINGER-LOWER CENTER LH -----	1	
	0523038-10	STRINGER-LOWER CENTER RH -----	1	
	0523038-21	* STRINGER-LOWER CENTER LH -----	1	
	0523038-22	* STRINGER-LOWER CENTER RH -----	1	
-19	0523038-11	STRINGER-LOWER AFT LH -----	1	
	0523038-12	STRINGER-LOWER AFT RH -----	1	
	0523038-23	* STRINGER-LOWER AFT LH -----	1	
	0523038-24	* STRINGER-LOWER AFT RH -----	1	
-20	0523045-5	STRINGER-UPPER LH -----	1	
	0523045-6	STRINGER-UPPER RH -----	1	
-21	0523045-1	STRINGER-LOWER LH -----	1	
	0523045-2	STRINGER-LOWER RH -----	1	
-22	0523038-1	STRINGER ASSY-UPPER FORWARD LH -----	1	
	0523038-2	STRINGER ASSY-UPPER FORWARD RH -----	1	
	0523038-13	* STRINGER ASSY-UPPER FORWARD LH -----	1	
	0523038-14	* STRINGER ASSY-UPPER FORWARD RH -----	1	
-23	NAS680A08	NUTPLATE -----	2	
-24	0523038-3	STRINGER ASSY-UPPER CENTER LH -----	1	
	0523038-4	STRINGER ASSY-UPPER CENTER RH -----	1	
	0523038-15	* STRINGER ASSY-UPPER CENTER LH -----	1	
	0523038-16	* STRINGER ASSY-UPPER CENTER RH -----	1	
	NAS680A08	NUTPLATE -----	2	
-25	0523038-5	STRINGER ASSY-UPPER AFT LH -----	1	
	0523038-6	STRINGER ASSY-UPPER AFT RH -----	1	
	0523038-17	* STRINGER ASSY-UPPER AFT LH -----	1	
	0523038-18	* STRINGER ASSY-UPPER AFT RH -----	1	
	NAS680A08	NUTPLATE -----	2	
NOTE. *THESE PARTS ARE USED WITH OPTIONAL LONG RANGE WING				
A---172 SERIAL 17260759 THRU 17263458 F172 SERIAL F17200905 THRU F17201234				

Wing (Cont)

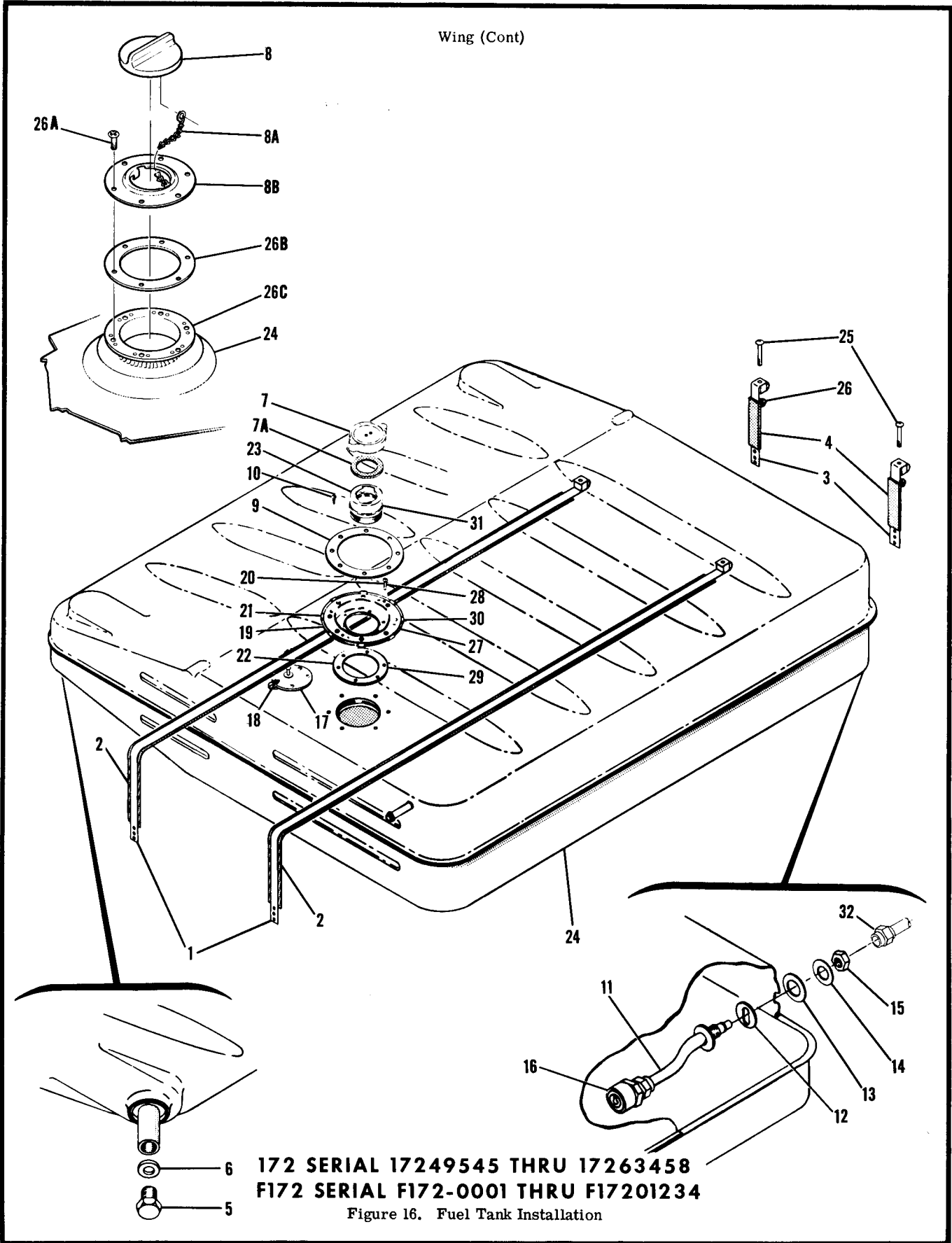


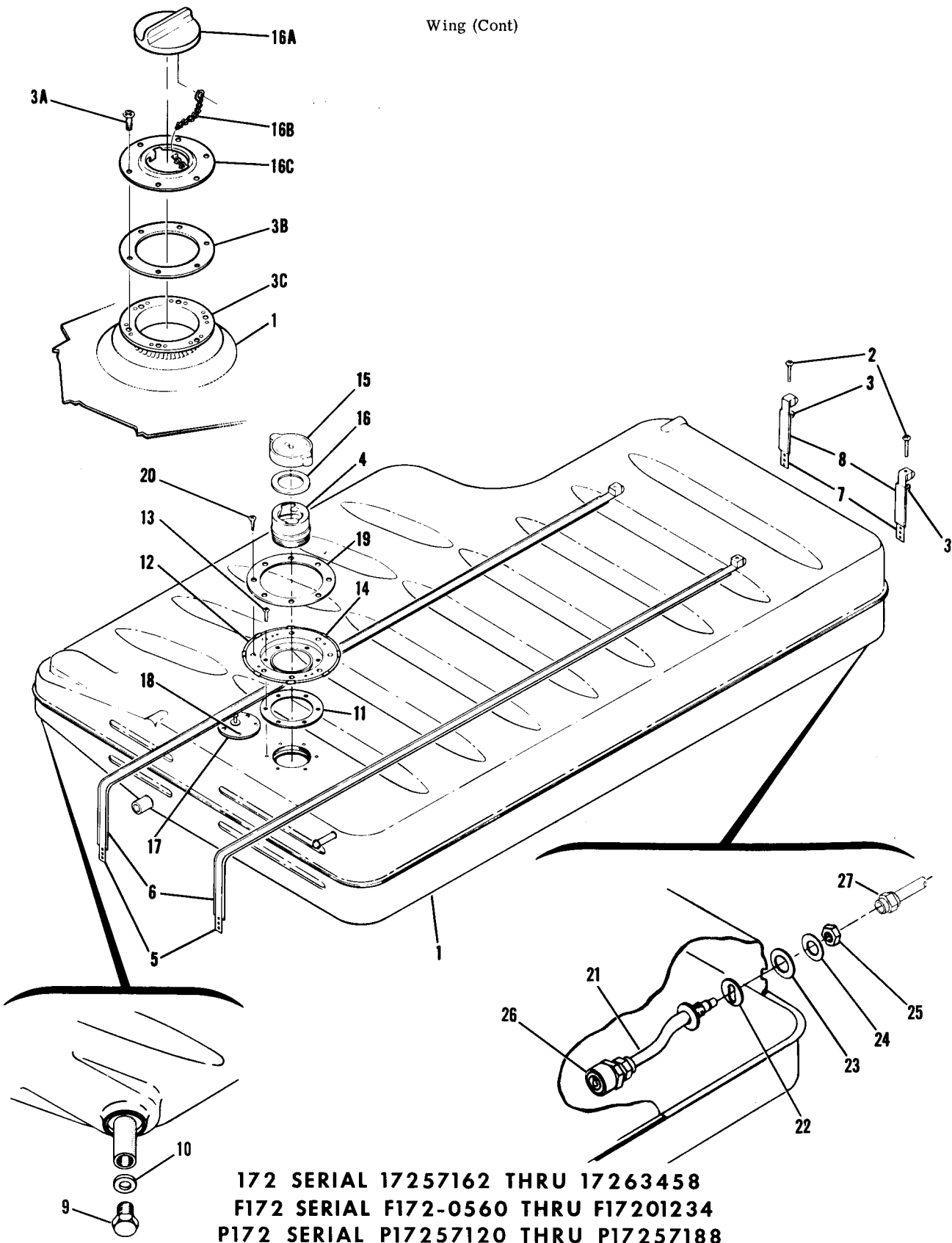
FIGURE AND INDEX NO.	PART NUMBER	DESCRIPTION	UNITS PER ASSY	USABLE ON CODE
		1 2 3 4 5 6 7		
16 -		TANK INSTALLATION-FUEL LH -----	NP	A
- 1	0523522	TANK INSTALLATION-FUEL RH -----	NP	A
- 2	0523522-5	STRAP ASSEMBLY-FUEL TANK INBOARD -----	2	
- 3	0523522-1	PAD-NEOPRENE -----	1	
- 4	0523522-7	STRAP ASSEMBLY-FUEL TANK OUTBOARD -----	2	
- 5	0523520-9	PAD-NEOPRENE -----	1	
	SEE FIG 18	PLUG-DRAIN -----	1	
- 6	MS28778-4	VALVE-FUEL DRAIN USED WITH SAMPLER CUP -----	1	
- 7	0311360-4	GASKET -----	1	
- 7A	0311360-5	CAP ASSEMBLY-FUEL TANK -----	1	G
- 8	0426015-1	GASKET-CAP -----	1	F
- 8A	C156001-0104	CAP ASSEMBLY-FUEL TANK -----	1	F
- 8B	0426011-4	CHAIN ASSY -----	1	F
- 9	0523531	FUEL FILLER NECK-CAP ADAPTER -----	1	F
-10	S102178-10	GASKET-ADAPTER ASSEMBLY -----	1	G
-11	0523552-2	SCREW -----	8	G
		WELD ASSEMBLY-FUEL VENT LH TANK ONLY -----	1	
		ATTACHING PARTS -----		
-12	0523554-1	GASKET -----	1	
-13	0523554-2	GASKET -----	1	
-14	0523556-1	WASHER -----	1	
-15	AN924-6D	NUT -----	1	
		-----*		
-16	0716124-6	VALVE ASSEMBLY-FUEL TANK VENT WEU 0716124-9 -----	1	D
	0716124-9	VALVE ASSEMBLY-FUEL TANK VENT -----	1	E
-17	0523557-1	TRANSMITTER-FUEL GAGE -----	1	
		ATTACHING PARTS -----		
	AN520-10R10	SCREW -----	5	
	AN960010L	WASHER -----	5	
	S350	WASHER -----	5	
-18	0413247	STRAP-GROUND -----	1	
	S1588-1	GASKET -----	1	
		-----*		
-19	0523529-1	ADAPTER ASSEMBLY-FUEL TANK -----	1	B
		ATTACHING PARTS -----		
-20	AN520-10R10	SCREW -----	6	
		-----*		
-21	C9876-8-1	NUT TIN -----	6	
-22	0523532	GASKET-FUEL TANK ADAPTER -----	2	
-23	0311240-17	FILLER NECK-FUEL TANK -----	1	B
-24		TANK ASSEMBLY-FUEL LH USE 0526007-201 -----	1	B
		TANK ASSEMBLY-FUEL RH USE 0526007-4 -----	1	C
	0526007-201	TANK ASSEMBLY-FUEL LH -----	1	F
	0526007-203	TANK ASSEMBLY-FUEL LH -----	1	C
	0526007-4	TANK ASSEMBLY-FUEL RH -----	1	C
	0526007-44	TANK ASSEMBLY-FUEL RH -----	1	F
		ATTACHING PARTS -----		
-25	AN520-10R36	SCREW -----	2	
-26	MS21044N3	NUT -----	2	
-26A	AN520-10R8	SCREW -----	6	F
-26B	0426013-1	GASKET -----	1	F
		-----*		
-26C	NAS697A3	NUTPLATE -----	6	F
-27	0523529-1	ADAPTER ASSEMBLY-FUEL TANK -----	1	C
		ATTACHING PARTS -----		
-28	AN520-10R12	SCREW -----	6	
-29	0523532	GASKET-ADAPTER -----	2	
		-----*		
-30	C9876-8-1	NUT TIN -----	6	
-31	0311240-17	FILLER NECK-FUEL TANK -----	1	C
-32	0523559-8	LINE ASSEMBLY-VENT -----	1	H
	0523559-12	LINE ASSEMBLY-VENT -----	1	J
		A---172 SERIAL 17249545 THRU 17263458 F172 SERIAL F172-0001 THRU F17201234		
		CONTINUED ON NEXT PAGE		



FIGURE AND INDEX NO.	PART NUMBER	DESCRIPTION	UNITS PER ASSY	USABLE ON CODE
16 -		<p style="text-align: center;">1 2 3 4 5 6 7</p> <p>B---172 SERIAL 17249545 THRU 17256512 F172 SERIAL F172-0001 THRU F172-0559 C---172 SERIAL 17256513 THRU 17259903 F172 SERIAL F172-0560 THRU F17200804 D---172 SERIAL 17249545 THRU 17259096 F172 SERIAL F172-0001 THRU F17200814 E---172 SERIAL 17259097 THRU 17263458 F172 SERIAL F17200815 THRU F17201234 F---172 SERIAL 17259904 THRU 17263458 F172 SERIAL F17200805 THRU F17201234 G---172 SERIAL 17249545 THRU 17259903 F172 SERIAL F172-0001 THRU F17200804 H---172 SERIAL 17249545 THRU 17260805 F172 SERIAL F172-0001 THRU F17200905 J---172 SERIAL 17260806 THRU 17263458 F172 SERIAL F17200905 THRU F17201234</p>		

This page intentionally left blank.

Wing (Cont)



172 SERIAL 17257162 THRU 17263458
F172 SERIAL F172-0560 THRU F17201234
P172 SERIAL P17257120 THRU P17257188

Figure 17. Fuel Tank Installation



FIGURE AND INDEX NO.	PART NUMBER	DESCRIPTION	UNITS PER ASSY	USABLE ON CODE
17 -		TANK INSTALLATION-FUEL LH -----	NP	A
		TANK INSTALLATION-FUEL RH -----	NP	A
- 1	0592300-2	TANK ASSEMBLY-FUEL LH P172 ONLY -----	1	
	0592300-4	TANK ASSEMBLY-FUEL RH P172 ONLY -----	1	
	0592300-8 *	TANK ASSEMBLY-FUEL LH -----	1	B
	0592300-9 *	TANK ASSEMBLY-FUEL RH -----	1	B
	0526000-19	TANK ASSEMBLY-FUEL LH -----	1	E
	0526000-18	TANK ASSEMBLY-FUEL RH -----	1	E
		ATTACHING PARTS		
- 2	AN520-10R36	SCREW -----	2	
- 3	MS21044N3	NUT -----	2	
- 3A	AN520-10R8	SCREW -----	6	
- 3B	0426013-1	GASKET -----	1	E
		---*---		
- 3C	NAS697A3	NUT -----	6	E
- 4	0311240-17	FILLER NECK-FUEL TANK -----	1	F
- 5	0523522-8	STRAP ASSEMBLY-FUEL TANK INBOARD -----	2	
- 6	0523522-10	PAD-NEOPRENE -----	1	
- 7	0523522-1	STRAP ASSEMBLY-FUEL TANK OUTBOARD -----	2	
- 8	0523522-7	PAD-NEOPRENE -----	1	
- 9	0523520-9	PLUG-DRAIN -----	1	
	SEE FIG 18	VALVE-FUEL DRAIN USED WITH SAMPLER CUP -----	1	
-10	MS28778-4	GASKET-DRAIN PLUG -----	2	
-11	0523532	GASKET-FUEL TANK ADAPTER -----	2	F
-12	0523529-1	ADAPTER ASSEMBLY-FUEL TANK -----	1	F
		ATTACHING PARTS		
-13	AN520-10R10	SCREW -----	6	F
		---*---		
-14	C9876-8-1	NUT TIN -----	8	
-15	0311360-4	CAP ASSEMBLY-FUEL TANK -----	1	F
-16	0311360-5	GASKET-CAP -----	1	F
-16A	0426015-1	CAP ASSEMBLY-FUEL TANK -----	1	E
-16B	C156001-0104	CHAIN ASSY -----	1	E
-16C	0426011-4	FUEL FILLER NECK-CAP ADAPTOR -----	2	E
-17	0523557-1	TRANSMITTER-FUEL GAGE -----	1	
		ATTACHING PARTS		
-18	AN520-10R10	SCREW -----	5	
	S350	WASHER -----	5	
	S1588-1	GASKET -----	1	
	0413247	STRAP-GROUND -----	1	
		---*---		
-19	0523531	GASKET -----	1	F
-20	S1021Z8-10	SCREW -----	8	F
-21	0523552-2	WELD ASSEMBLY-FUEL VENT LH TANK ONLY -----	1	
		ATTACHING PARTS		
-22	0523554-1	GASKET -----	1	
-23	0523554-2	GASKET -----	1	
-24	0523556-1	WASHER -----	1	
-25	AN924-60	NUT -----	1	
		---*---		
-26	0716124-6	VALVE ASSEMBLY-FUEL TANK VENT -----	1	C
	0716124-9	VALVE ASSEMBLY-FUEL TANK VENT -----	1	D
-27	0523559-6	VENT LINE ASSEMBLY -----	1	G
	0523559-11	VENT LINE ASSEMBLY -----	1	H
<p>NOTE. *THESE PARTS ARE USED WITH OPTIONAL LONG RANGE WING 17257162 THRU 17263458</p> <p>A---P172 SERIAL P17257120 THRU P17257188 FP172 SERIAL FP172-0001 THRU FP172-0003 172 SERIAL 17257162 THRU 17263458 F172 SERIAL F172-0560 THRU F17201234</p> <p>B---172 SERIAL 17257162 THRU 17259823 F172 SERIAL F172-0560 THRU F17200804 SEE NOTE.*</p>				
<p>CONTINUED ON NEXT PAGE</p>				



FIGURE AND INDEX NO.	PART NUMBER	DESCRIPTION	UNITS PER ASSY	USABLE ON CODE
17 -		<p style="text-align: center;">1 2 3 4 5 6 7</p> <p>C---P172 SERIAL P17257120 THRU P17257188 FP172 SERIAL FP172-0001 THRU FP172-0003 172 SERIAL 17257162 THRU 17259096 F172 SERIAL F172-0560 THRU F17200814 D---172 SERIAL 17259097 THRU 17263458 F172 SERIAL F17200815 THRU F17201234 E---172 SERIAL 17259824 THRU 17263458 F172 SERIAL F17200805 THRU F17201234 SEE NOTE *. F---P172 SERIAL P17257120 THRU P17257188 FP172 SERIAL FP172-0001 THRU FP172-0003 172 SERIAL 17257162 THRU 17259823 F172 SERIAL F172-0560 THRU F17200804 G---P172 SERIAL P17257120 THRU P17257188 FP172 SERIAL FP172-0001 THRU FP172-0003 172 SERIAL 17257162 THRU 17260805 F172 SERIAL F172-0560 THRU F17200904 H---172 SERIAL 17260806 THRU 17263458 F172 SERIAL F17200905 THRU F17201234</p>		

Drain Valve

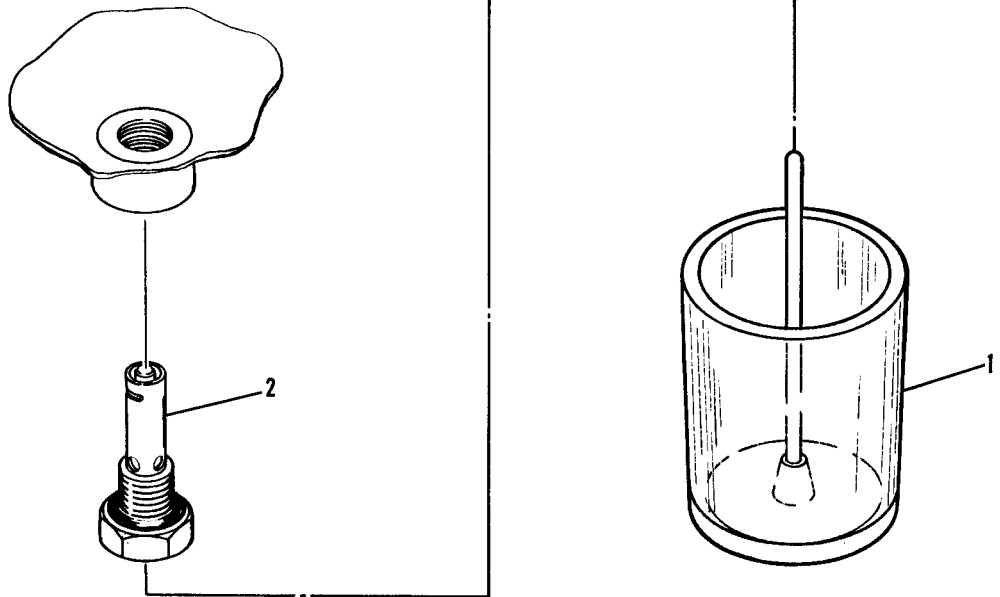


Figure 18. Fuel Tank Drain Valve Installation

FIGURE AND INDEX NO.	PART NUMBER	DESCRIPTION	UNITS PER ASSY	USABLE ON CODE
18 -		1 2 3 4 5 6 7		
- 1	S2107-1	* FUEL TANK DRAIN VALVE INSTALLATION -----	1	
- 2	S2106-2	* CUP-FUEL SAMPLER -----	1	
		* VALVE FLUSH -----	1	
<p>NOTE. *THESE PARTS & INSTALLATION INSTRUCTIONS ARE AVAILABLE AS A KIT & MAY BE ORDERED UNDER PART NUMBER AK150-82.</p>				

Wing (Cont)

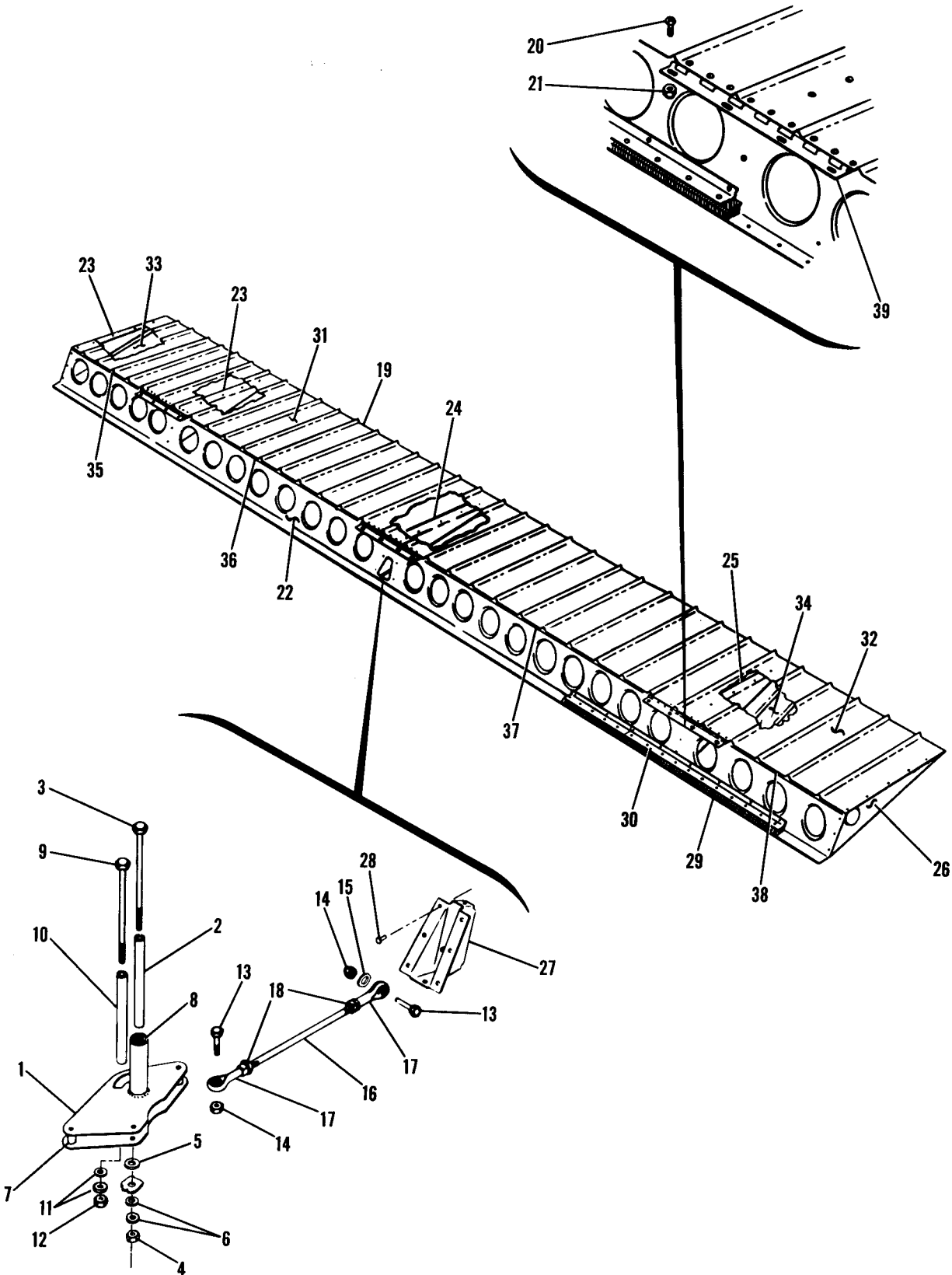


Figure 19. Aileron Installation

FIGURE AND INDEX NO.	PART NUMBER	DESCRIPTION	UNITS PER ASSY	USABLE ON CODE
19 -		1 2 3 4 5 6 7		
- 1	0523223 0523223-1	AILERON INSTALLATION ----- BELLCRANK ASSEMBLY-AILERON LH ----- BELLCRANK ASSEMBLY-AILERON RH ----- ATTACHING PARTS -----	NP 1 1	
- 2	0523221	BUSHING -----	1	
- 3	AN4-42A	BOLT -----	1	
- 4	MS21042L4	NUT -----	1	
- 5	0522629-1	WASHER -----	1	
- 6	AN960-416	WASHER -----	1	
- 7	0422280	-----	2	
- 8	8610 8610-P 8610-0H	BUSHING ----- BEARING TOR ----- BEARING TOR ALTERNATE -----	2 2 2	
- 9	AN4-42A	BEARING TOR ALTERNATE -----	2	
-10	0523222	BOLT-BELLCRANK STOP -----	2	
-11	AN960-416	BUSHING-BELLCRANK STOP -----	1	
-12	MS21042L4 0523218	WASHER ----- NUT-BELLCRANK STOP -----	1 2	
-13	AN3-7A	ROD ASSEMBLY-AILERON PUSH-PULL -----	1	
-14	MS21044N3	ATTACHING PARTS -----	2	
-15	AN960-10	BOLT -----	2	
-16	0523218-2	NUT -----	1	
-17	S1819-3	WASHER -----	2	
-18	AN316-4R	ROD-AILERON PUSH-PULL -----	1	
-19	0523800 0523800-1	ROD END ----- NUT-CHECK -----	2 2	
-20	NAS221-8	AILERON ASSEMBLY LEFT WING -----	1	
-21	MS21044N3	AILERON ASSEMBLY RIGHT WING -----	1	
-22	0523806	ATTACHING PARTS -----	12	
-23	0523806-1 0523808	SCREW ----- NUT -----	12 12	
-24	0523808-2 0523809	SPAR-AILERON LH ----- SPAR-AILERON RH -----	1 1	
-25	0523809-1 0523810	RIB NO.1-AILERON LH ----- RIB NO.1-AILERON RH -----	2 2	
-26	0523811-1 0523811	RIB NO.2-AILERON LH ----- RIB NO.2-AILERON RH -----	1 1	
-27	0523812-2 0528812-3 0760011-1	RIB NO.3-AILERON ----- RIB NO.4-AILERON LH ----- RIB NO.4-AILERON RH -----	1 1 1	
-28	0760011-2 CR163-4-8	BRACKET-CONTROL OUTBOARD ----- BRACKET-CONTROL INBOARD ----- BRACKET-CONTROL ----- ATTACHING PARTS -----	1 1 1 1	A A B
-29	0724115-2	BRACKET-CONTROL -----	1	C
-30	0523814-6	RIVET CY -----	1	
-31	0523800-6 0523800-7	WEIGHT-AILERON BALANCE ----- ATTACHING PARTS -----	3	
-32	0523800-8 0523800-9	BRACKET-AILERON WEIGHT -----	1	
-33	0523800-10 0523800-11	SKIN-UPPER INBOARD LH ----- SKIN-UPPER INBOARD RH -----	1 1	
-34	0523800-12 0523800-13	SKIN-UPPER OUTBOARD LH ----- SKIN-UPPER OUTBOARD RH -----	1 1	
-35	0523813-1	SKIN-LOWER INBOARD LH -----	1	
-36	0523813-8	SKIN-LOWER INBOARD RH -----	1	
-37	0523813-6	SKIN-LOWER OUTBOARD LH -----	1	
-38	0523813-7	SKIN-LOWER OUTBOARD RH -----	1	
-39	0523807	SPACER ----- SPACER ----- SPACER ----- SPACER -----	1 1 1 1	
		HINGE ASSEMBLY-AILERON -----	1	
		A---172 SERIAL 17249545 THRU 17258030 F172 SERIAL F172-0001 THRU F172-0654		
		B---172 SERIAL 17258031 THRU 17258250 F172 SERIAL F17200655 THRU F17200739		
		C---172 SERIAL 17258251 THRU 17263458 F172 SERIAL F17200740 THRU F17201234		

Wing (Cont)

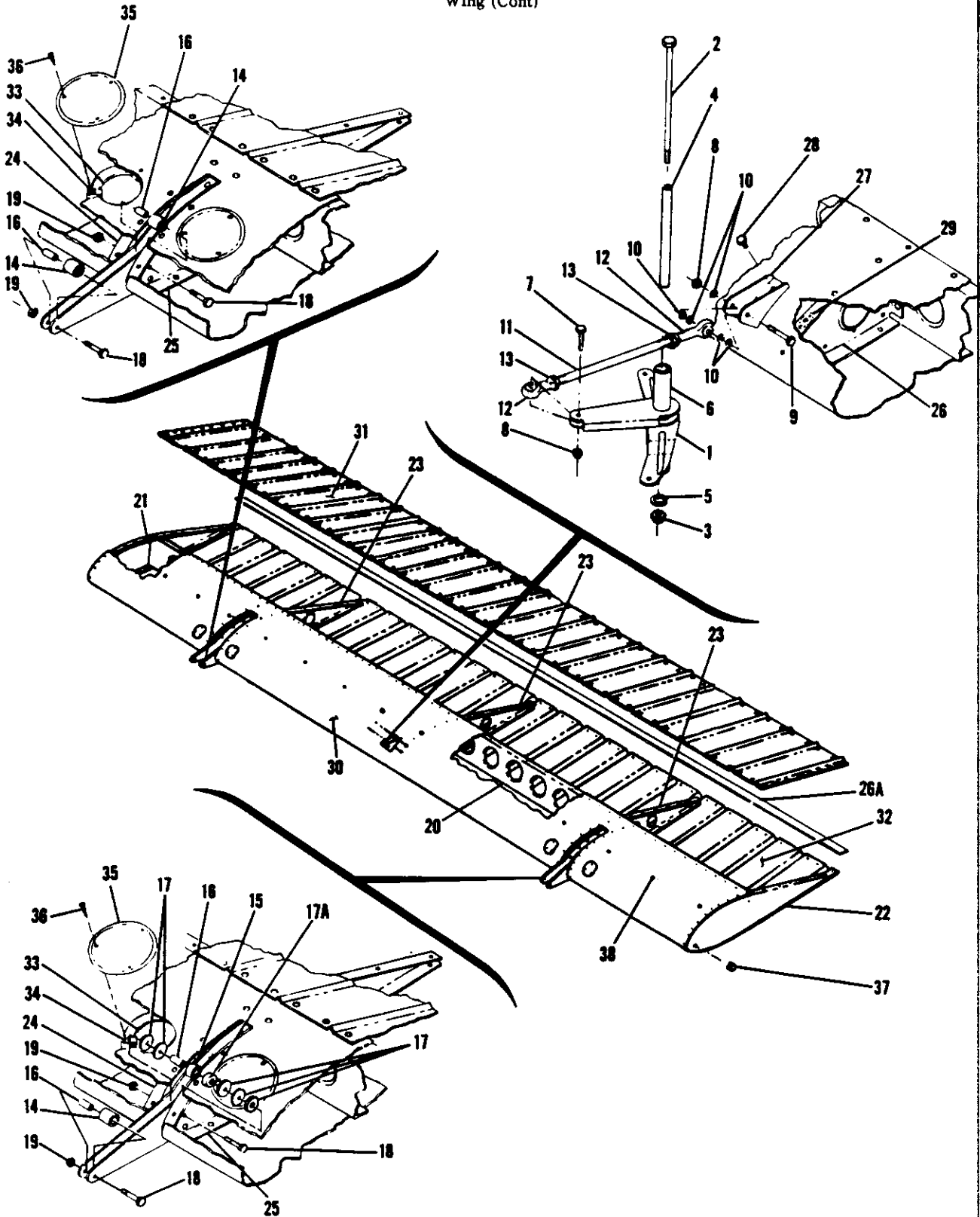


Figure 20. Flap Inatallation

FIGURE AND INDEX NO.	PART NUMBER	DESCRIPTION	UNITS PER ASSY	USABLE ON CODE
20 -		1 2 3 4 5 6 7 FLAP INSTALLATION -----		
- 1	0523535 SEE FIG 159 0523535-1 SEE FIG 159	BELLCRANK ASSEMBLY-LEFT FLAP ----- DRIVE PULLEY ASSEMBLY-LEFT FLAP ----- BELLCRANK ASSEMBLY-RIGHT FLAP ----- DRIVE PULLEY ASSEMBLY-RIGHT FLAP -----	1 1 1 1	A B A B
- 2	AN4-60A	ATTACHING PARTS BOLT -----	1	
- 3	MS21042L4	NUT -----	1	
- 4	0523536	BUSHING -----	1	
- 5	0522629-1	WASHER -----	1	
- 6	B610 0523537	BEARING TUR ----- ROD ASSEMBLY-FLAP PUSH-PULL ----- ATTACHING PARTS	2 2	
- 7	AN3-6A	BOLT -----	1	
- 8	MS21044N3	NUT -----	2	
- 9	AN3-11A	BOLT -----	1	
-10	AN960-10	WASHER -----	5	
-11	0523537-2	ROD-FLAP PUSH-PULL -----	1	
-12	S1106-3 S1819-3	ROD END ----- ROD END ALTERNATE -----	2 2	
-13	AN316-4R 0523901-35 * 0523901-38 *	NUT-CHECK ----- FLAP ASSEMBLY-LEFT WING ----- FLAP ASSEMBLY-RIGHT WING ----- ATTACHING PARTS	2 1 1	
-14	0523921	ROLLER ASSEMBLY-FLAP ATTACHMENT -----	3	
-15	0523920	ROLLER ASSEMBLY-FLAP ATTACHMENT -----	1	
-16	0523919	BUSHING-FLAP ATTACHMENT ROLLER -----	4	
-17	0523922	SPACER-FLAP ATTACHMENT -----	AR	
-17A	1220114-2	SPACER OUTBOARD -----	1	
-18	AN3-10A	BOLT -----	4	
-19	MS21044N3	NUT -----	4	
-20	0523911 0523911-1	SPAR-FLAP LH ONLY ----- SPAR-FLAP RH ONLY -----	1 1	
-21	0523912	RIB-FLAP INBOARD -----	1	
-22	0523912-1	RIB-FLAP OUTBOARD -----	1	
-23	0523923	RIB-FLAP TRAILING EDGE -----	3	
-24	0523901-14	RIB ASSEMBLY-FLAP SUPPORT ARM RIGHT -----	2	
-25	0523901-13	RIB ASSEMBLY-FLAP SUPPORT ARM LEFT -----	2	
-26	0523914	RIB ASSEMBLY-FLAP LEADING EDGE CENTER -----	1	
-26A	0523901-37	STRIP-REINFORCEMENT -----	1	
-27	0523918	BRACKET-FLAP CONTROL ----- ATTACHING PARTS	1	
-28	AN3-4A	BOLT -----	2	
-29	NAS680A3	NUTPLATE -----	2	
-30	0523901-2 0523901-3	SKIN-FLAP LEADING EDGE LH ONLY ----- SKIN-FLAP LEADING EDGE RH ONLY -----	1 1	
-31	0523901-36 0523901-39	SKIN-FLAP UPPER LH ONLY ----- SKIN-FLAP UPPER RH ONLY -----	1 1	
-32	0523901-6 0523901-7	SKIN-FLAP LOWER LH ONLY ----- SKIN-FLAP LOWER RH ONLY -----	1 1	
-33	S237-4	DOUBLER-ACCESS HOLE -----	4	
-34	NAS395-14-3	NUT -----	3	
-35	S225-3	COVER-ACCESS HOLE ----- ATTACHING PARTS	4	
-36	S102128-8	SCREW -----	3	
-37	CM2692-20-1S	PLUG BUTTON -----	4	
-38	S1093-1 *	PLUG BUTTON -----	14	
NOTE. WHEN ORDERING PARTS MARKED * ALSO ORDER PART MARKED %.				
A---172 SERIAL 17249545 THRU 17251822 F172 SERIAL F172-0001 THRU F172-0085 P172 SERIAL P17257120 THRU P17257188 FP172 SERIAL FP172-0001 THRU FP172-0003				
B---172 SERIAL 17251823 THRU 17263458 F172 SERIAL F172-0086 THRU F17201234				

Strut

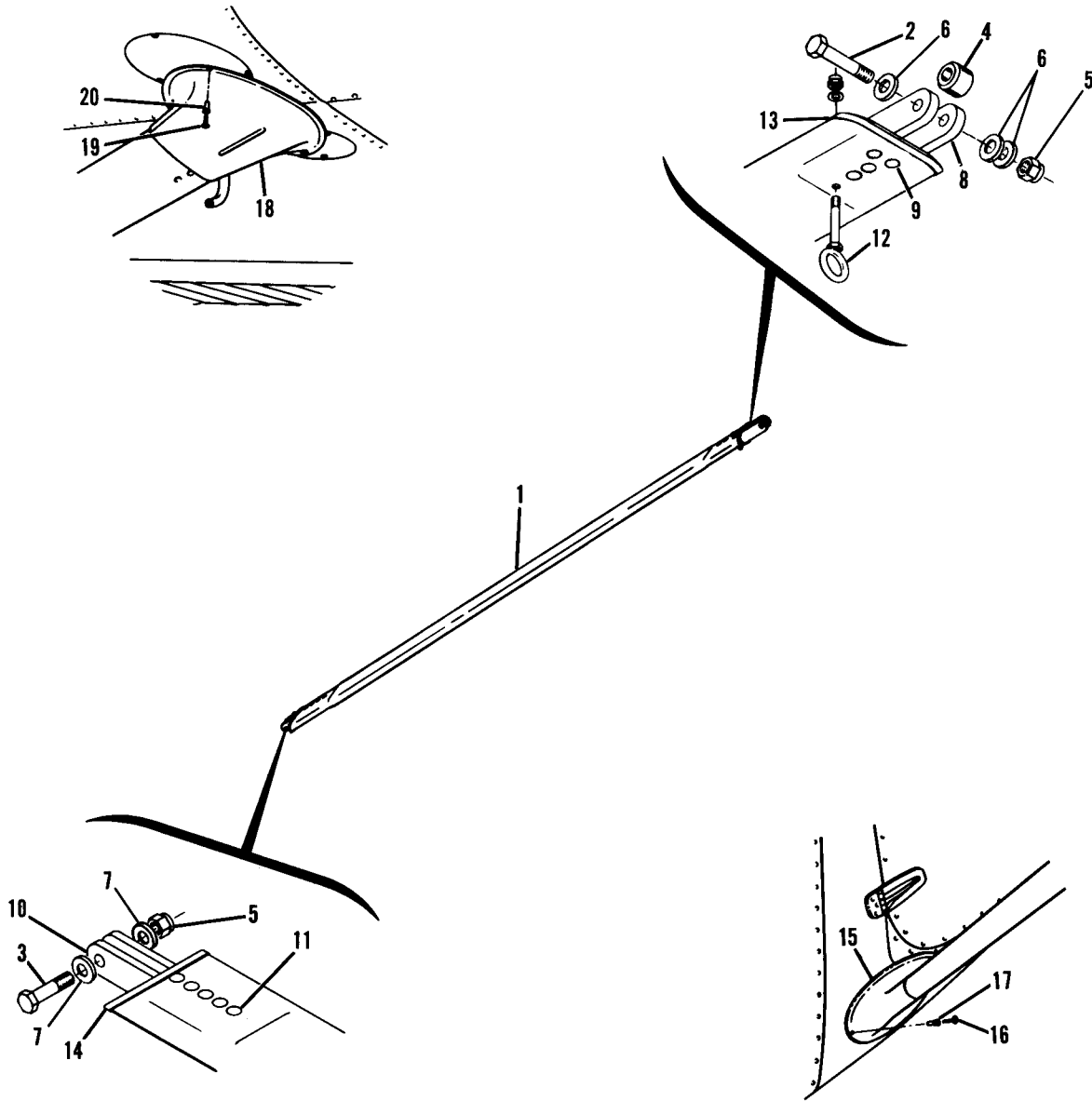


Figure 21. Strut Assembly - Wing



FIGURE AND INDEX NO.	PART NUMBER	DESCRIPTION	UNITS PER ASSY	USABLE ON CODE
21 - 1	0523606-14	STRUT ASSEMBLY-LH -----	1	A
	0523606-17	STRUT ASSEMBLY-LH -----	1	B
	0523606-15	STRUT ASSEMBLY-RH -----	1	A
	0523606-18	STRUT ASSEMBLY-RH -----	1	B
		ATTACHING PARTS		
- 2	AN8-25A	BOLT -----	1	
- 3	AN8-17A	BOLT -----	1	
- 4	0523307-1	SPACER -----	1	
- 5	MS20365-820C	NUT -----	1	
- 6	AN960-816	WASHER -----	2	
- 7	AN960-816	WASHER -----	2	
		-----*		
- 8	0523614-1	FITTING-STRUT UPPER END -----	1	
		ATTACHING PARTS		
- 9	MS20470AD10-31	RIVET -----	4	
	0723600-6	RIVET ALTERNATE -----	4	
		-----*		
-10	0523608-2	FITTING-STRUT LOWER END -----	1	
		ATTACHING PARTS		
-11	MS20470AD10-31	RIVET -----	3	
	MS20426AD10	RIVET -----	2	
	0723600-6	RIVET ALTERNATE -----	5	
		-----*		
-12	0523613-1	RING-MOORING -----	1	
		ATTACHING PARTS		
	MS21042L5	NUT -----	1	
	AN960-516	WASHER -----	1	
		-----*		
-13	0523606-5	SEAL-UPPER -----	1	
-14	0523606-4	SEAL-LOWER -----	1	
-15	0522150-1	FAIRING-LOWER LH -----	1	
	0522150-2	FAIRING-LOWER RH -----	1	
		ATTACHING PARTS		
-16	AN515-8R8	SCREW -----	3	
-17	NAS1329A08-75	RIVNUT -----	3	
		-----*		
-18	0522150-3	FAIRING-UPPER LH -----	1	C
	0522150-4	FAIRING-UPPER RH -----	1	C
	0523047-1	FAIRING-UPPER LH -----	1	D
	0523047-2	FAIRING-UPPER RH -----	1	D
		ATTACHING PARTS		
-19	AN515-8R8	SCREW -----	3	C
	AN515-8R8	SCREW -----	4	D
-20	NAS1329A08-75	RIVNUT -----	3	C
	NAS1329A08-75	RIVNUT -----	4	D
		-----*		
		A---172 SERIAL 17249545 THRU 17254892 F172 SERIAL F172-0001 THRU F172-0319 P172 SERIAL P17257120 THRU P17257188 FP172 SERIAL FP172-0001 THRU FP172-0003		
		B---172 SERIAL 17254893 THRU 17263458 F172 SERIAL F172-0320 THRU F17201234		
		C---172 SERIAL 17249545 THRU 17260758 F172 SERIAL F172-0001 THRU F17200904 P172 SERIAL P17257120 THRU P17257188 FP172 SERIAL FP172-0001 THRU FP172-0003		
		D---172 SERIAL 17260759 THRU 17263458 F172 SERIAL F17200905 THRU F17201234		

Empennage (Cont)

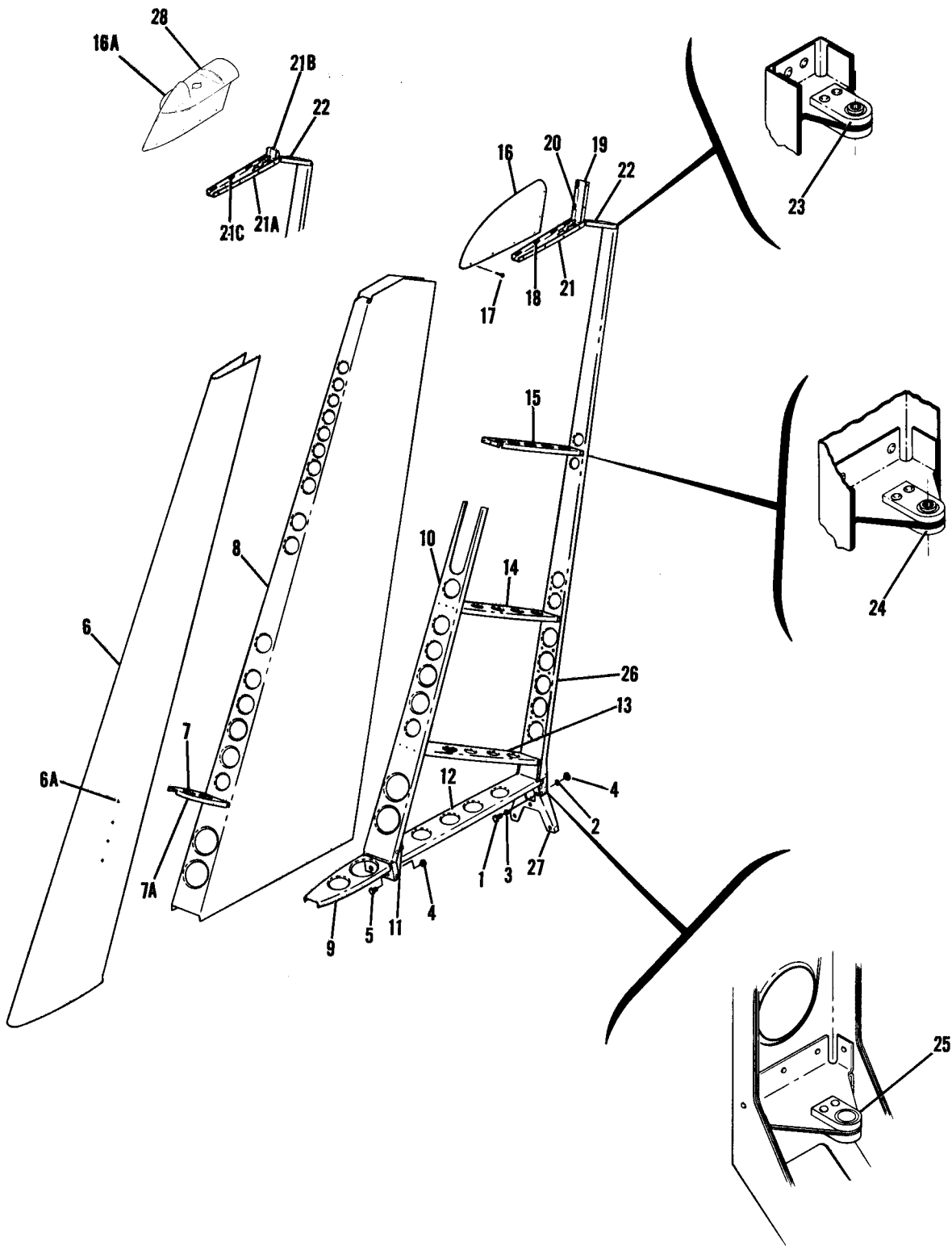


Figure 22. Fin Installation

FIGURE AND INDEX NO.	PART NUMBER	DESCRIPTION	UNITS PER ASSY	USABLE ON CODE
		1 2 3 4 5 6 7		
22 -		FIN INSTALLATION -----	NP	
	0531006-64	FIN ASSEMBLY -----	1	A
	0531006-77	FIN ASSEMBLY -----	1	C
	0531006-88	FIN ASSEMBLY -----	1	G
	0531006-203	FIN ASSEMBLY -----	1	F
		ATTACHING PARTS		
- 1	AN5-10A	BOLT -----	2	
- 2	AN960-516	WASHER -----	2	
- 3	AN960-516L	WASHER -----	2	
- 4	MS21042L5	NUT -----	4	
- 5	AN5-5A	BOLT -----	2	
		-----*		
- 6	0531006-65	SKIN -----	1	A
	0531006-84	SKIN ASSEMBLY -----	1	J
	0531006-96	SKIN ASSEMBLY -----	1	F
- 6A	S1863-3	NUTPLATE TIN -----	6	B
- 7	0531006-57	RIB -----	1	A
	0531006-82	RIB ASSEMBLY -----	1	J
	0531006-95	RIB ASSEMBLY -----	1	F
- 7A	S1863-3	NUTPLATE TIN -----	2	B
- 8	0531006-5	SKIN -----	1	
- 9	0531006-16	RIB -----	1	
-10	0531006-13	REINFORCEMENT ASSEMBLY-VERTICAL FIN -----	1	
-11	0531006-15	GUSSET -----	1	
-12	0531006-17	RIB -----	1	E
	0531006-87	RIB -----	1	D
-13	0531006-18	RIB -----	1	
-14	0531006-19	RIB -----	1	
-15	0531006-20	RIB -----	1	
-16	0531006-33-791	TIP-VERTICAL FIN -----	1	A
	SEE FIG 200	TIP-VERTICAL FIN ROTATING BEACON -----	1	
	SEE FIG 201	TIP-VERTICAL FIN FLASHING BEACON -----	1	
-16A	0531013-1	TIP ASSEMBLY-VERTICAL FIN -----	1	J
		ATTACHING PARTS		
-17	S102126-4	SCREW -----	12	
-18	S1862-1A	NUT TIN -----	8	
		-----*		
-19	0531006-22	RIB ASSEMBLY -----	1	A
-20	S1862-1A	NUT TIN -----	4	A
-21	0531006-21	RIB -----	1	A
-21A	0531006-101	RIB ASSY -----	1	B
-21B	0531014-1	BULKHEAD-VERTICAL FIN CAP -----	1	
-21C	S1862-1A	NUT -----	8	
-22	0531006-54	RIB -----	1	
-23	0531006-39	HINGE HALF ASSEMBLY-UPPER -----	1	
-24	0531006-44	HINGE HALF ASSEMBLY-MIDDLE -----	1	
-25	0531006-49	HINGE HALF ASSEMBLY-LOWER -----	1	
-26	0531006-9	SPAR ASSEMBLY-VERTICAL FIN -----	1	
-27	0531006-10	FITTING -----	1	
-28	0531013-1	TIP ASSY-VERTICAL FIN -----	1	K
<p>A---172 SERIAL 17249545 THRU 17257161 F172 SERIAL F172-0001 THRU F172-0559 P172 SERIAL P17257120 THRU P17257188 FP172 SERIAL FP172-0001 THRU FP172-0003</p> <p>B---172 SERIAL 17257162 THRU 17263458 F172 SERIAL F172-0560 THRU F17201234</p> <p>C---172 SERIAL 17257162 THRU 17259223 F172 SERIAL F172-0560 THRU F17200754</p> <p>D---172 SERIAL 17259224 THRU 17263458 F172 SERIAL F17200755 THRU F17201234</p> <p>E---172 SERIAL 17249545 THRU 17259223 F172 SERIAL F172-0001 THRU F17200754</p> <p>F---172 SERIAL 17259904 THRU 17263458 F172 SERIAL F17200905 THRU F17201234</p> <p>G---172 SERIAL 17259224 THRU 17259903 F172 SERIAL F1720755 THRU F17200904</p> <p>H---DELETED</p> <p>J---172 SERIAL 17257162 THRU 17259903 F172 SERIAL F172-0560 THRU F17200904</p> <p>K---172 SERIAL 17259904 THRU 17263458 F172 SERIAL F17200905 THRU F17201234</p>				

Empennage (Cont)

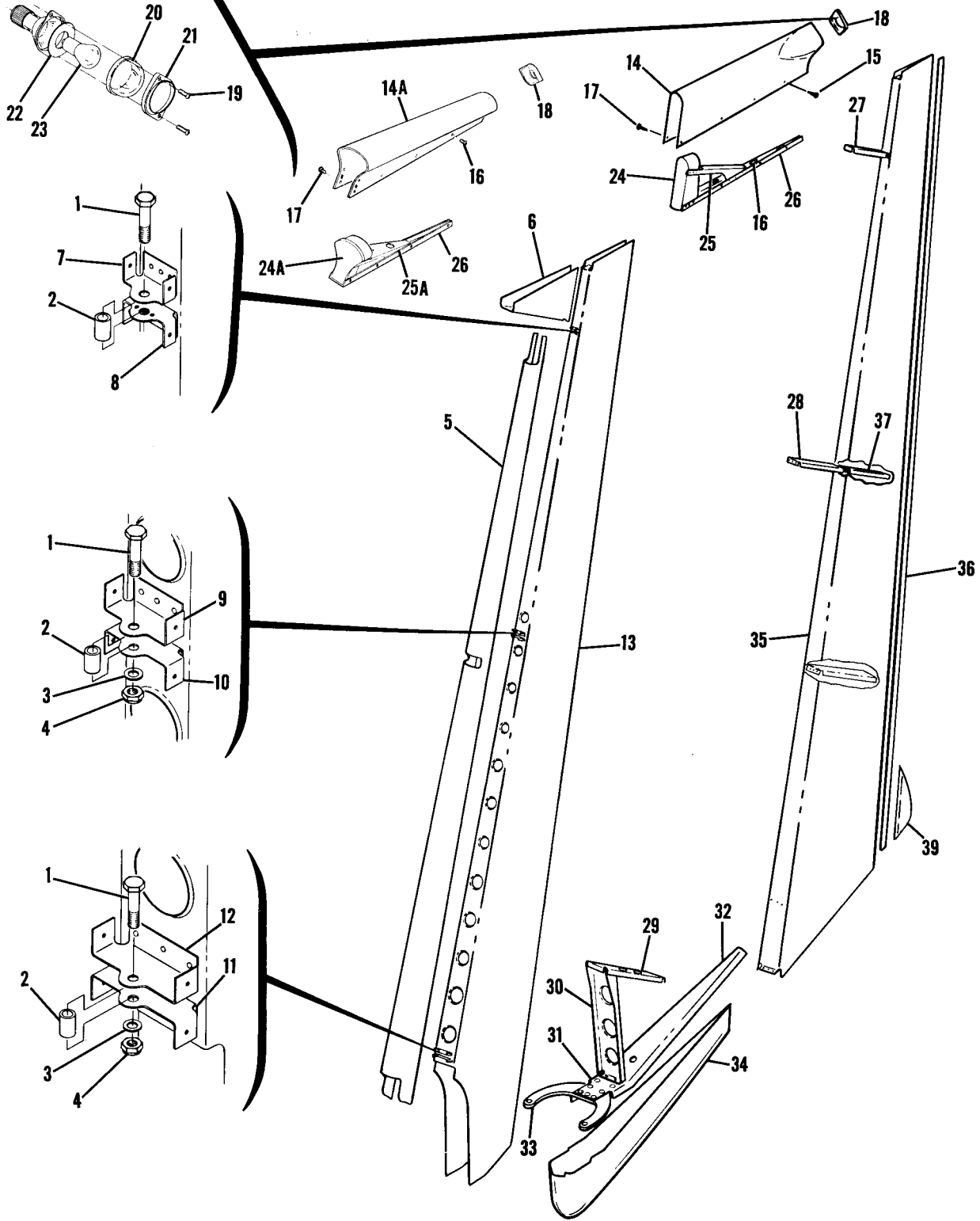


Figure 23. Rudder Assembly



FIGURE AND INDEX NO.	PART NUMBER	DESCRIPTION	UNITS PER ASSY	USABLE ON CODE
23 -	0531006-3	RUDDER ASSEMBLY -----	1	A
	0531006-66	RUDDER ASSEMBLY -----	1	C
	0531006-81	RUDDER ASSEMBLY -----	1	E
		ATTACHING PARTS		
- 1	AN4-11A	BOLT -----	3	
- 2	0532104	BUSHING -----	3	
- 3	AN960-416	WASHER LOWER & CENTER HINGE ONLY -----	2	
- 4	MS21042L4	NUT LOWER & CENTER HINGE ONLY -----	2	
		*-----		
- 5	0531006-6	SKIN -----	1	A
	0531006-68	SKIN -----	1	B
- 6	0531006-55	SKIN -----	1	
- 7	0531006-40	BRACKET WEU 0531018-6 -----	1	F
	0531018-6	BRACKET -----	1	G
- 8	0531006-63	BRACKET ASSEMBLY WEU 0531018-7 -----	1	F
	0531018-7	BRACKET -----	1	G
	NAS698A4	NUTPLATE -----	1	
- 9	0531006-45	BRACKET WEU 0531018-4 -----	1	F
	0531018-4	BRACKET -----	1	G
-10	0531006-46	BRACKET WEU 0531018-3 -----	1	F
	0531018-3	BRACKET -----	1	G
-11	0531006-50	BRACKET WEU 0531018-1 -----	1	F
	0531018-1	BRACKET -----	1	G
-12	0531006-51	BRACKET WEU 0531018-2 -----	1	F
	0531018-2	BRACKET -----	1	G
-13	0531006-7	SKIN -----	1	A
	0531006-69	SKIN -----	1	B
-14	0531006-34-791	TIP-RUDDER -----	1	D
-14A	0533009-1-791	TIP-RUDDER -----	1	E
		ATTACHING PARTS		
-15	S1021Z6-4	SCREW -----	6	
-16	S1862-1A	NUT TIN -----	6	
-17	AN515-8R8	SCREW -----	6	
		*-----		
-18	0433007	MOUNT-TAIL LIGHT -----	1	
	C622001-0102	LIGHT ASSEMBLY-RUDDER -----	1	D
	C622001-0401	LIGHT ASSEMBLY-RUDDER -----	1	E
		ATTACHING PARTS		
-19	AN515-4R6	SCREW -----	2	
		*-----		
-20	A4513-1	LENS-TAIL LIGHT CLEAR GMC -----	1	
-21	C622001-0104	LENS-RETAINER GMC -----	1	D
	A2108A	LENS-RETAINER GMC -----	1	E
-22	A2109-3	GASKET GMC -----	1	
-23	1777	LAMP-TAIL LIGHT -----	1	
-24	0531102-3	WEIGHT -----	1	A
	0531102-5	WEIGHT -----	1	C
-24A	0533011-1	WEIGHT ASSEMBLY-RUDDER -----	1	E
-25	0531006-62	RIB -----	1	D
-25A	0531006-85	RIB -----	1	E
-26	0531006-30	RIB -----	1	
-27	0531006-32	RIB -----	1	
-28	0531006-29	RIB -----	1	
-29	0531006-28	RIB -----	1	
-30	0531006-71	RIB -----	1	
-31	0531006-24	RIB ASSEMBLY -----	1	
-32	0531006-25	RIB -----	1	
-33	0531008-1	HORN -----	1	
-34	0531006-35-791	BUTT-RUDDER -----	1	D
	0531006-80-791	BUTT-RUDDER -----	1	E
-35	0531006-8	SKIN -----	1	A
	0531006-70	SKIN -----	1	B
-36	0531006-52	FILLER -----	1	D
	0531006-79	FILLER-RUDDER -----	1	E
-37	0531006-58	RIB -----	1	
-38		DELETED -----		
-39	0533001-3	TRIM TAB-RUDDER -----	1	E

A---172 SERIAL 17249545 THRU 17252000
 F172 SERIAL F172-0001 THRU F172-0119
 P172 SERIAL P17257120 THRU P17257188
 FP172 SERIAL FP172-0001 THRU FP172-0003

CONTINUED ON NEXT PAGE

FIGURE AND INDEX NO.	PART NUMBER	DESCRIPTION	UNITS PER ASSY	USABLE ON CODE
23 -		<p style="text-align: center;">1 2 3 4 5 6 7</p> <p>B---172 SERIAL 17252001 THRU 17263458 F172 SERIAL F172-0120 THRU F17201234</p> <p>C---172 SERIAL 17250001 THRU 17257161 F172 SERIAL F172-0120 THRU F172-0559</p> <p>D---172 SERIAL 17249545 THRU 17257161 F172 SERIAL F172-0001 THRU F172-0559 P172 SERIAL P17257120 THRU P17257188 FP172 SERIAL FP172-0001 THRU FP172-0003</p> <p>E---172 SERIAL 17257162 THRU 17263458 F172 SERIAL F172-0560 THRU F17201234</p> <p>F---172 SERIAL 17249545 THRU 17259756 F172 SERIAL F172-0001 THRU F17200804 P172 SERIAL P17257120 THRU P17257188 FP172 SERIAL FP172-0001 THRU FP172-0003</p> <p>G---172 SERIAL 17259757 THRU 17263458 F172 SERIAL F17200805 THRU F17201234</p>		

This page intentionally left blank.

Empennage (Cont)

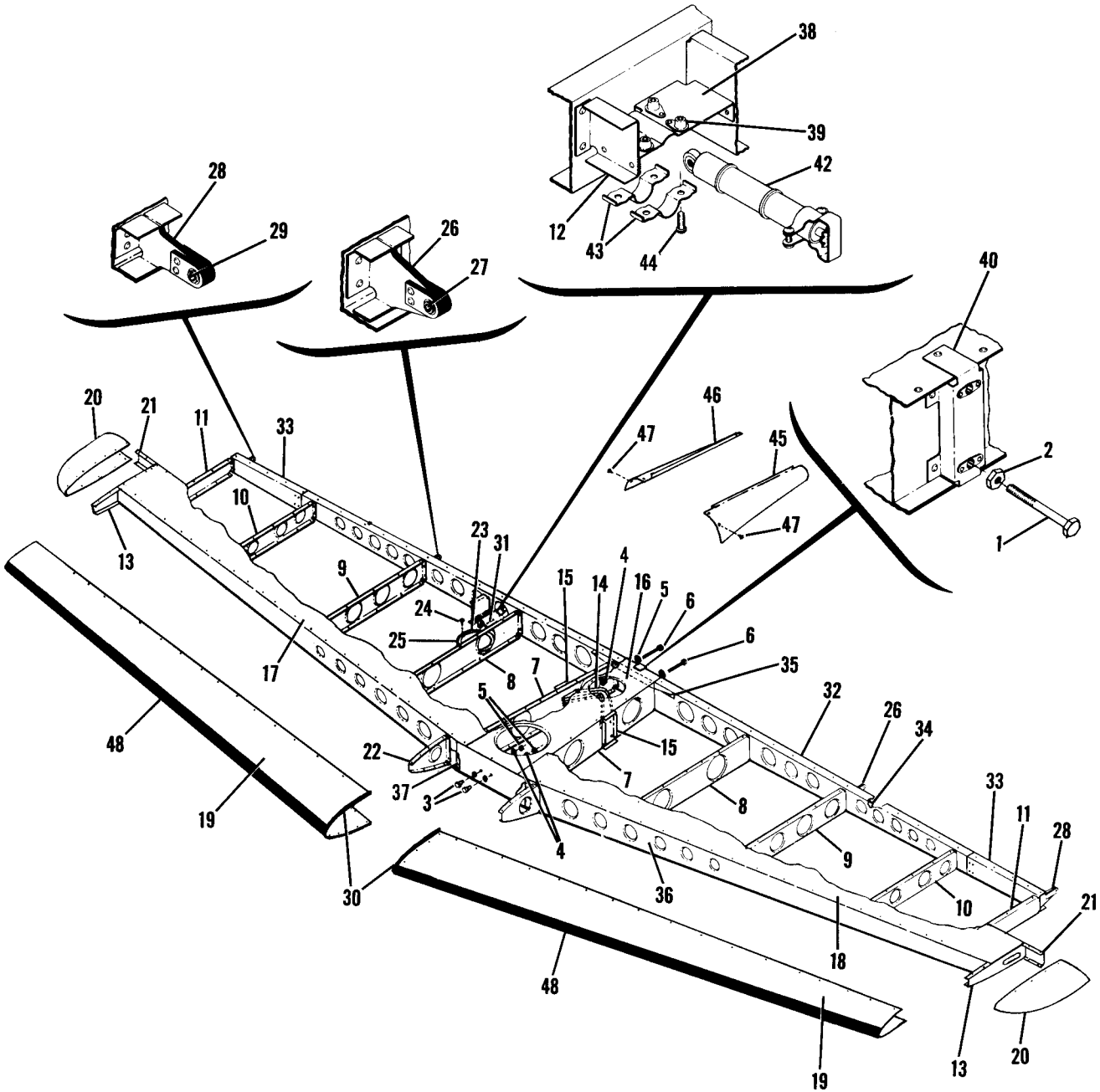


Figure 24. Stabilizer Installation

FIGURE AND INDEX NO.	PART NUMBER	DESCRIPTION	UNITS PER ASSY	USABLE ON CODE
		1 2 3 4 5 6 7		
24 -		STABILIZER INSTALLATION -----	NP	
- 1	NAS428H3-16	BOLT-ELEVATOR STOP -----	2	
- 2	AN315-3R	NUT-ELEVATOR STOP -----	2	
	0532001-202	STABILIZER ASSEMBLY -----	1	
		ATTACHING PARTS -----		
- 3	AN5-4A	BOLT -----	2	
	AN960-416	WASHER UNDER NUT -----	8	
- 4	MS21042L5	NUT -----	4	
- 5	S1450-5A20-100	WASHER BETWEEN STABILIZER & FITTING -----	AR	A
	S1450-5A20-080	WASHER BETWEEN STABILIZER & FITTING -----	AR	A
	S1450-5A20-063	WASHER BETWEEN STABILIZER & FITTING -----	AR	A
- 6	AN5-23A	BOLT -----	2	
		---*---		
- 7	0532001-99	RIB-STABILIZER -----	2	
- 8	0532001-13	RIB-STABILIZER -----	2	
- 9	0532001-14	RIB-STABILIZER -----	2	
-10	0532001-15	RIB-STABILIZER -----	2	
-11	0532001-16	RIB-STABILIZER -----	2	
-12	0532001-17	STUB RIB-STABILIZER -----	1	
-13	0532001-77	RIB-STABILIZER OUTBOARD -----	2	
-14	0532001-21	BRACKET-PULLEY -----	2	
-15	0532001-22	STIFFENER-STABILIZER -----	2	
-16	0532001-23	SKIN-STABILIZER CENTER -----	1	
-17	0532001-74	SKIN-STABILIZER RH -----	1	
-18	0532001-75	SKIN-STABILIZER LH -----	1	
-19	0532001-76	SKIN-LEADING EDGE -----	2	
-20	0532001-93	TIP-STABILIZER -----	2	
-21	0532001-78	TIP RIB-STABILIZER -----	2	
-22	0532001-50	RIB-STABILIZER NOSE -----	2	
-23	0432155	RETAINER-ACTUATOR COVER PLATE -----	1	
		ATTACHING PARTS -----		
-24	S1021Z8-8	SCREW -----	4	
-25	NAS395-14-3	NUT -----	4	
		---*---		
-26	0532105-6	HINGE ASSEMBLY-STABILIZER -----	2	
-27	0532104	BUSHING-STABILIZER -----	1	
	S1003-29A	BEARING-STABILIZER -----	1	
-28	0532105-9	HINGE ASSEMBLY-STABILIZER -----	2	
-29	0532104	BUSHING-STABILIZER -----	1	
	S1003-29A	BEARING-STABILIZER -----	1	
-30	S1415-1	MOULDING-STABILIZER -----	2	
		ATTACHING PARTS -----		
	S1021A4-6	SCREW -----	2	
	AN960D4L	WASHER -----	2	
		---*---		
-31	0432123	PLATE-STABILIZER -----	1	
-32	0532001-96	SPAR ASSEMBLY-REAR -----	1	
-33	0532001-7	TIP-SPAR -----	2	
-34	0532001-8	REINFORCEMENT-SPAR -----	1	
-35	0532001-81	ANGLE-REINFORCEMENT -----	2	
-36	0532001-98	SPAR ASSEMBLY-FRONT -----	1	
-37	0532001-97	REINFORCEMENT-SPAR -----	2	
-38	0532001-20	BRACKET ASSEMBLY-STABILIZER -----	1	
-39	NAS698A3	NUTPLATE -----	4	
-40	0532006-1	BRACKET ASSEMBLY -----	1	
-41		DELETED -----		
-42	SEE FIG 25	ACTUATOR ASSEMBLY-ELEVATOR TAB -----	1	
		ATTACHING PARTS -----		
-43	0432126	CLAMP-ACTUATOR -----	2	
-44	AN520-10R8	SCREW -----	4	
		---*---		
-45	0530010-5	FAIRING ASSEMBLY-LH -----	1	
-46	0530010-6	FAIRING ASSEMBLY-RH -----	1	
		ATTACHING PARTS -----		
-47	S1021Z8-8	SCREW -----	2	
		---*---		
-48	S1938-1	SHOE-HORIZONTAL STABILIZER FSO S1938-1-67.00 -----	2	
		A---172 SERIAL 17260254 THRU 17263458 F172 SERIAL F17200880 THRU F17201234		

Flight Controls (Cont)

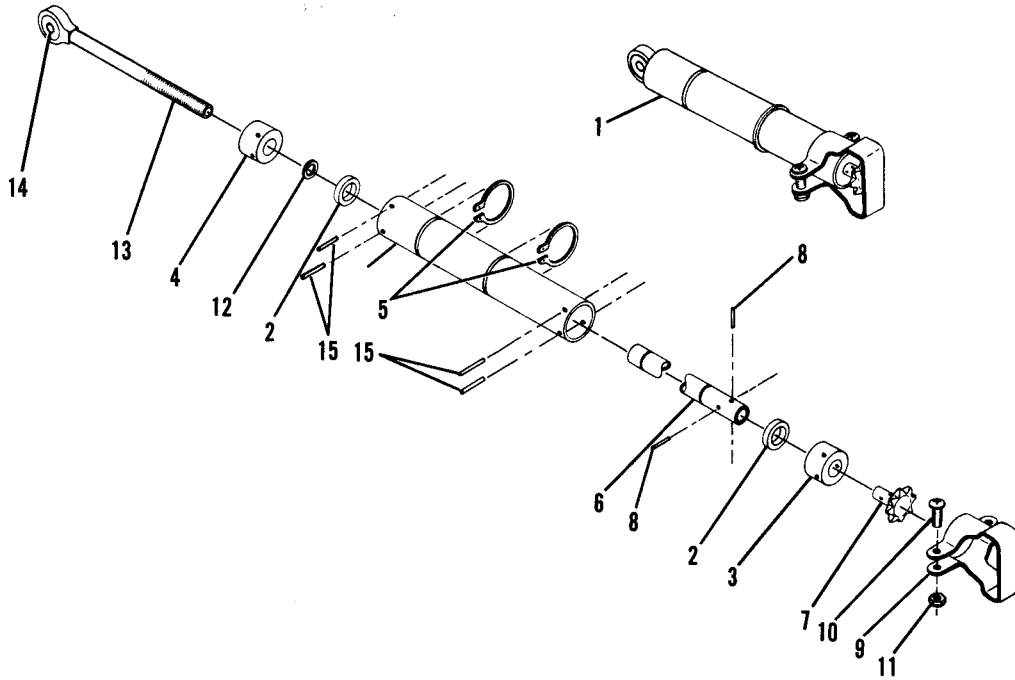


Figure 25. Elevator Trim Tab Actuator Assembly

FIGURE AND INDEX NO.	PART NUMBER	DESCRIPTION	UNITS PER ASSY	USABLE ON CODE
25 - 1	0310293-2	ELEVATOR TRIM TAB ACTUATOR ASSEMBLY WEU1260074-1 -----	1	A
	0310293-14	ELEVATOR TRIM TAB ACTUATOR ASSEMBLY WEU 1260074-1 -----	1	B
	1260074-1	ELEVATOR TRIM TAB ACTUATOR ASSEMBLY -----	1	C
- 2	0310295	COLLAR-ACTUATOR -----	2	
- 3	0310297-1	BEARING-ACTUATOR -----	1	
- 4	0310298-1	BEARING-ACTUATOR -----	1	
- 5	MS16624-1081	RING-RETAINER OUTSIDE -----	2	
- 6	0310352	SCREW-INTERNAL THREADS -----	1	A
	0310352-1	SCREW-INTERNAL THREADS -----	1	B
	1260049-1	SCREW-INTERNAL THREADS -----	1	C
- 7	0310332	SPROCKET-ROLL CHAIN -----	1	
		ATTACHING PARTS -----		
- 8	3/32X.38TYPE3	GROOV-PIN -----	2	
		-----*		
- 9	0310422	GUARD-ROLL CHAIN -----	1	A
	0310422-1	GUARD-ROLL CHAIN -----	1	D
		ATTACHING PARTS -----		
-10	AN515-8R8	SCREW -----	2	
-11	MS21044N08	NUT -----	2	
		-----*		
-12	AN6227-5	PACKING-ACTUATOR -----	1	
-13	0310362-5	SCREW ASSEMBLY-ACTUATOR -----	1	
-14	PN3A	BEARING TOR -----	1	
-15	1/16X.62TYPE3	GROOV-PIN -----	4	
		A---172 SERIAL 17249545 THRU 17253392 F172 SERIAL F172-0001 THRU F172-0203 P172 SERIAL P17257120 THRU P17257188 FP172 SERIAL FP172-0001 THRU FP172-0003		
		B---172 SERIAL 17253393 THRU 17254119 F172 SERIAL F172-0204 THRU F172-0319		
		C---172 SERIAL 17254200 THRU 17263458 F172 SERIAL F172-0320 THRU F17201234		
		D---172 SERIAL 17253393 THRU 17263458 F172 SERIAL F172-0204 THRU F17201234		

This page intentionally left blank.

Empennage (Cont)

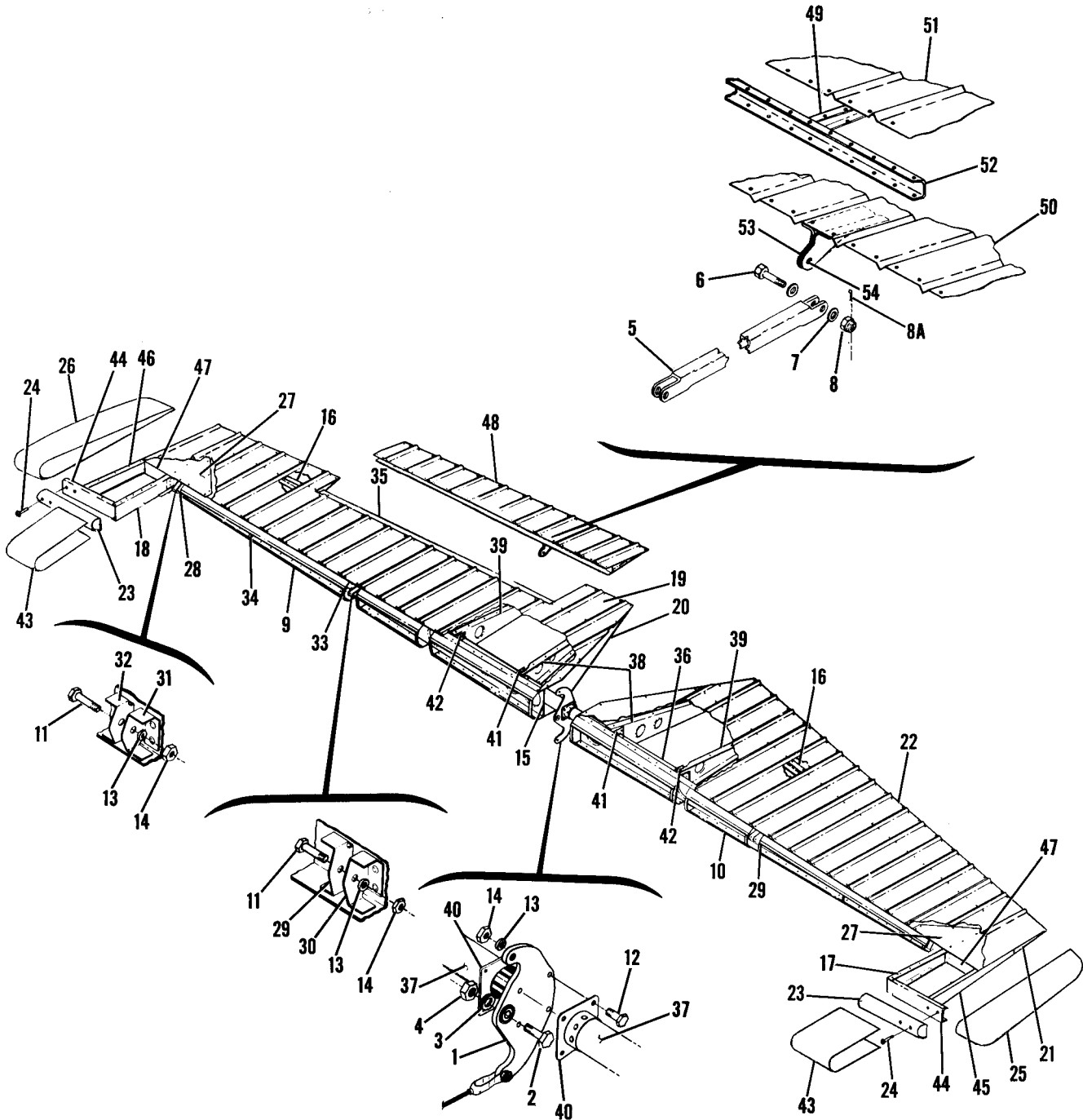


Figure 26. Elevator Installation



FIGURE AND INDEX NO.	PART NUMBER	DESCRIPTION	UNITS PER ASSY	USABLE ON CODE
26 -		ELEVATOR INSTALLATION -----	NP	
- 1	0534122-1	BELLCRANK ASSEMBLY -----	1	
		ATTACHING PARTS -----		
- 2	AN4-14A	BOLT -----	1	
- 3	AN960-416	WASHER -----	1	
- 4	MS21042L4	NUT -----	1	
		---*---		
- 5	0532001-47	CHANNEL-TAB ACTUATOR PUSH-PULL -----	1	
		ATTACHING PARTS -----		
- 6	AN3-6	BOLT -----	2	
- 7	AN960-10L	WASHER -----	4	
- 8	AN320-3	NUT -----	2	
- 8A	MS24665-132	COTTER PIN -----	2	
		---*---		
- 9	0593000-4	ELEVATOR ASSEMBLY-RH LESS TRIM TAB -----	1	
-10	0532001-73	ELEVATOR ASSEMBLY-LH -----	1	
		ATTACHING PARTS -----		
-11	AN4-11A	BOLT -----	4	
-12	AN4-7A	BOLT -----	4	
-13	AN960-416	WASHER -----	12	
-14	MS21042L4	NUT -----	8	
		---*---		
-15	0532001-26	SPAR-ELEVATOR -----	1	
-16	0532001-29	CHANNEL-ELEVATOR -----	1	
-17	0532001-83	RIB-ELEVATOR LH -----	1	
-18	0532001-82	RIB-ELEVATOR RH -----	1	
-19	0532001-88	SKIN-ELEVATOR UPPER RH -----	1	
-20	0532001-90	SKIN-ELEVATOR LOWER RH -----	1	
-21	0532001-91	SKIN-ELEVATOR LOWER LH -----	1	
-22	0532001-89	SKIN-ELEVATOR UPPER LH -----	1	
-23	0532107-1	WEIGHT-ELEVATOR BALANCE -----	1	
		ATTACHING PARTS -----		
-24	AN509-8R15	SCREW -----	2	
		---*---		
-25	0532001-94-791	TIP-ELEVATOR LH -----	1	
-26	0532001-100-791	TIP-ELEVATOR RH -----	1	
-27	0532001-86	DOUBLER-ELEVATOR UPPER -----	1	
-28	0532001-87	DOUBLER-ELEVATOR LOWER -----	1	
-29	0532105-3	BRACKET-ELEVATOR OUTBOARD -----	1	
-30	0532105-4	BRACKET-ELEVATOR INBOARD -----	1	
-31	0531105-10	BRACKET-ELEVATOR INBOARD -----	1	
-32	0531105-11	BRACKET-ELEVATOR OUTBOARD -----	1	
-33	0534126-1	CLIP-ELEVATOR INBOARD -----	5	
-34	0534126-2	CLIP-ELEVATOR OUTBOARD -----	2	
-35	0532001-45	HINGE ASSEMBLY-TAB RH -----	1	
-36	0532001-30	TORQUE TUBE ASSEMBLY-ELEVATOR -----	1	
-37	0532001-31	TUBE-TORQUE -----	1	
-38	0532001-32	RIB-ELEVATOR -----	1	
-39	0532001-33	RIB-ELEVATOR -----	1	
-40	0532001-35	ADAPTER-TORQUE TUBE -----	1	
-41	0734102-3	ADAPTER-TORQUE TUBE -----	1	
-42	0734102-4	ADAPTER-TORQUE TUBE -----	1	
-43	0532001-92	SKIN-ELEVATOR TIP -----	1	
-44	0532001-95	RIB ASSEMBLY-TIP -----	1	
-45	0532001-85	RIB-ELEVATOR LH -----	1	
-46	0532001-84	RIB-ELEVATOR RH -----	1	
-47	0532001-80	RIB-SPAR EXTENTION -----	1	
-48	0532001-4	TRIM TAB ASSEMBLY-ELEVATOR -----	1	A
	0532001-101	TRIM TAB ASSEMBLY-ELEVATOR -----	1	B
-49	0532001-42	RIB-TAB -----	1	
-50	0532001-43	SKIN-TAB LOWER -----	1	
-51	0532001-44	SKIN-TAB UPPER -----	1	
-52	0532001-48	SPAR-TAB -----	1	
-53	0334128	HORN ASSEMBLY-TRIM TAB -----	1	A
	0334128-3	HORN ASSEMBLY-TRIM TAB -----	1	B
-54	PN-3A	BEARING-HORN ASSEMBLY TOR -----	1	
		A---172 SERIAL 17249545 THRU 17251822 F172 SERIAL F172-0001 THRU F172-0085 P172 SERIAL P17257120 THRU P17257188 FP172 SERIAL FP172-0001 THRU FP172-0003 B---172 SERIAL 17251823 THRU 17263458 F172 SERIAL F172-0086 THRU F17201234		

Fuselage

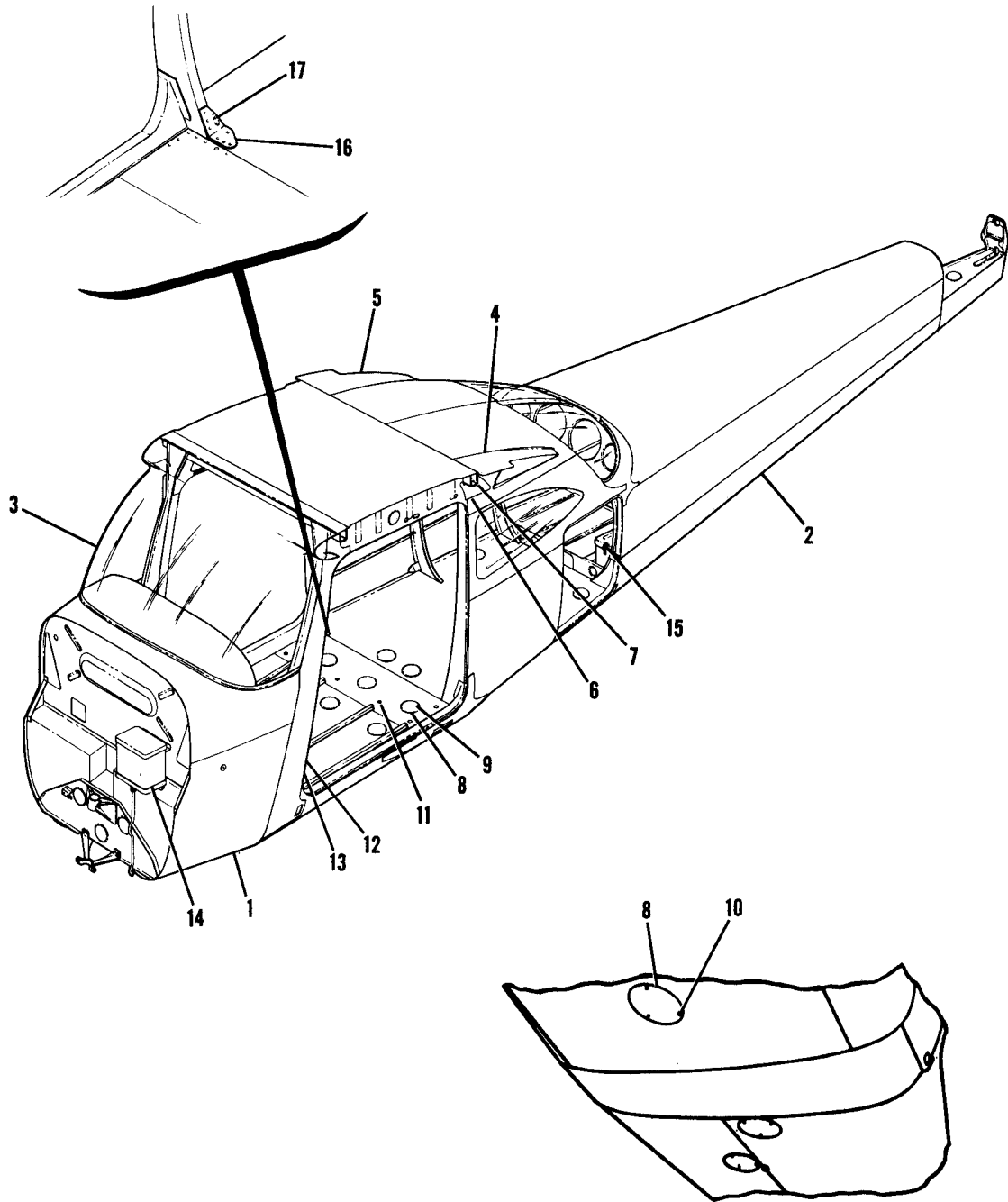
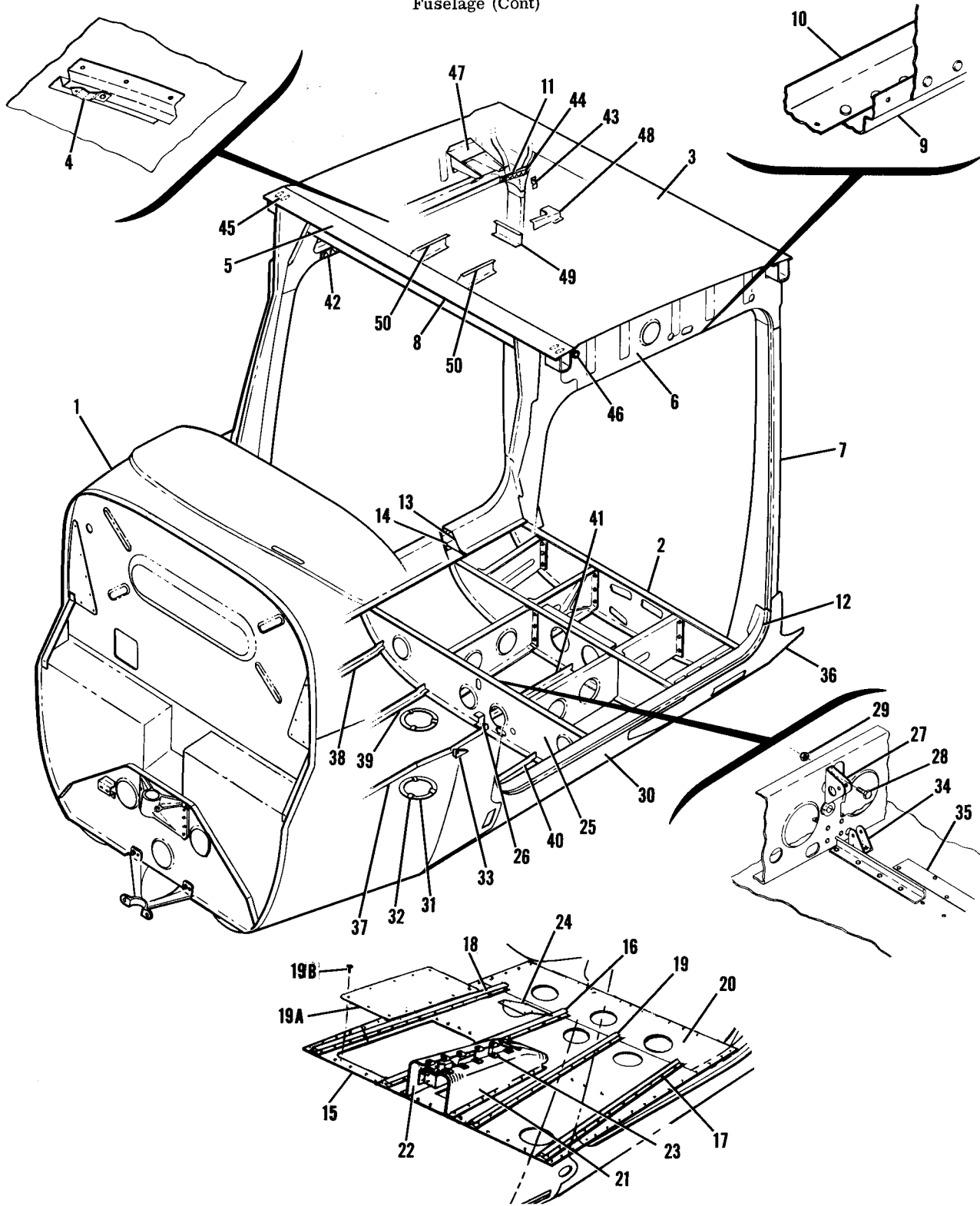


Figure 27. Fuselage Assembly

FIGURE AND INDEX NO.	PART NUMBER	DESCRIPTION	UNITS PER ASSY	USABLE ON CODE
		1 2 3 4 5 6 7		
27 -		FUSELAGE ASSEMBLY -----	NP	
- 1	SEE FIG 28	FRONT & CENTER SECTION ASSEMBLY-FUSELAGE -----	1	C
	SEE FIG 28	FRONT & CENTER SECTION ASSEMBLY-FUSELAGE -----	1	B
	SEE FIG 29	FRONT & CENTER SECTION ASSEMBLY-FUSELAGE -----	1	E
	SEE FIG 30	FRONT & CENTER SECTION ASSEMBLY-FUSELAGE -----	1	F
- 2	SEE FIG 49	AFT SECTION ASSEMBLY-FUSELAGE -----	1	A
	SEE FIG 49	AFT SECTION ASSEMBLY-FUSELAGE -----	1	B
- 3	SEE FIG 48	WINDSHIELD INSTALLATION -----	1	
- 4	0512027-1	FILLET ASSEMBLY-WING LH -----	1	
- 5	0512027-2	FILLET ASSEMBLY-WING RH -----	1	
- 6	0512146	PLATE-LH -----	1	
	0512146-1	PLATE-RH -----	1	
- 7	0512149-1	BRACKET-FLAP PULLEY LH -----	1	D
	0512149-2	BRACKET-FLAP PULLEY RH -----	1	D
- 8	S225-1	PLATE-INSPECTION COVER -----	19	
- 9	49330	STUD-TRIMOUNT UC -----	48	
-10	S102128-8	SCREW -----	9	
-11	41843	PLUG BUTTON UC -----	6	
-12		NAME PLATE M.A.A. -----	NP	
-13	0713047	PLACARD-TRIM & FINISH -----	1	
		ATTACHING PARTS		
	AN535-2-3	SCREW -----	2	
		---*---		
-14	SEE FIG 53	BOX INSTALLATION-BATTERY -----	1	A
-15	SEE FIG 54	BOX INSTALLATION-BATTERY -----	1	B
-16	0512184-1	STIFFENER-LH -----	1	F
	0512184-2	STIFFENER-RH -----	1	F
-17	0512185-1	SPACER -----	2	F
<p>NOTE. SEE FIG 187 & 189 FOR FLOATPLANE FUSELAGE STRUCTURE DETAILS</p> <p>A---172 SERIAL 17249545 THRU 17263458 F172 SERIAL F172-0001 THRU F17201234</p> <p>B---P172 SERIAL P17257120 THRU P17257188 FP172 SERIAL FP172-0001 THRU FP172-0003</p> <p>C---172 SERIAL 17249545 THRU 17251822 F172 SERIAL F172-0001 THRU F172-0085</p> <p>D---172 SERIAL 17249545 THRU 17251822 F172 SERIAL F172-0001 THRU F172-0085 P172 SERIAL P17257120 THRU P17257188 FP172 SERIAL FP172-0001 THRU FP172-0003</p> <p>E---172 SERIAL 17251823 THRU 17259223 F172 SERIAL F172-0086 THRU F17200754</p> <p>F---172 SERIAL 17259224 THRU 17263458 F172 SERIAL F17200755 THRU F17201234</p>				

Fuselage (Cont)



172 SERIAL 17249545 THRU 17251822
P172 SERIAL P17257120 THRU P17257188

Figure 28. Fuselage Front & Center Section Assembly



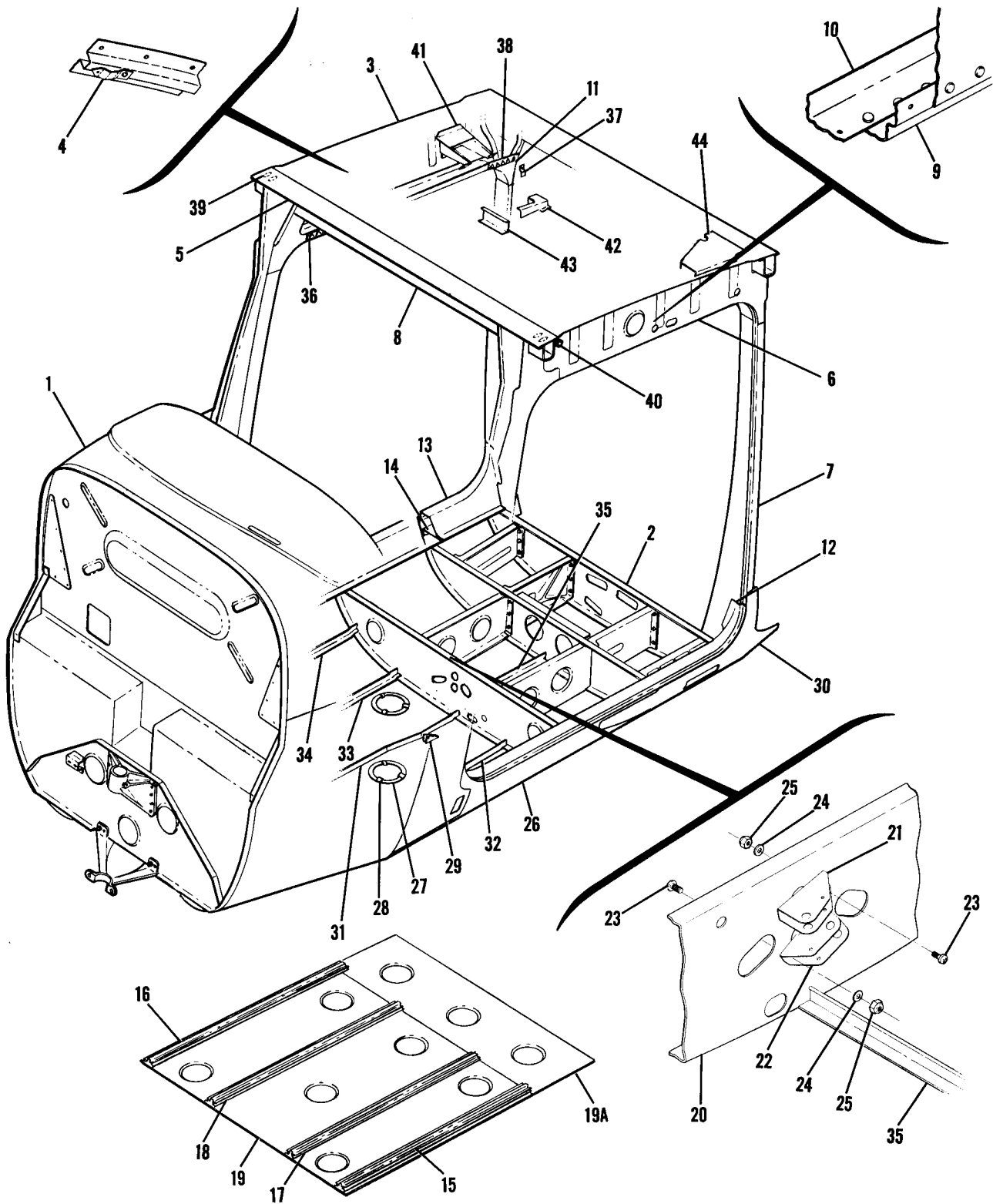
FIGURE AND INDEX NO.	PART NUMBER	DESCRIPTION	UNITS PER ASSY	USABLE ON CODE
28 -	0591102-1	FRONT & CENTER SECTION ASSEMBLY-FUSELAGE -----	1	A
	0591102-3	FRONT & CENTER SECTION ASSEMBLY-FUSELAGE -----	1	C
	0591102-2	FRONT & CENTER SECTION ASSEMBLY-FUSELAGE -----	1	B
- 1	SEE FIG 31	FRONT SECTION ASSEMBLY-FUSELAGE -----	1	
- 2	SEE FIG 46	BULKHEAD ASSEMBLY-LANDING GEAR -----	1	
- 3	0511114-9	TOP ASSEMBLY-CABIN -----	1	
- 4	0411680	HANGER-INTERIOR TRIM -----	2	
- 5	0511000-24	CAP-FUSELAGE FRONT SPAR -----	1	
- 6	0511000-43	RIB-FUSELAGE FORWARD SECTION LH -----	1	
	0511000-44	RIB-FUSELAGE FORWARD SECTION RH -----	1	
- 7	SEE FIG 44	BULKHEAD ASSEMBLY-STA 65.33 -----	1	
- 8	0513312-1	RETAINER-WINDSHIELD TOP -----	1	
- 9	0511000-6	FRAME-DOOR UPPER OUTBOARD LH -----	1	
	0511000-7	FRAME-DOOR UPPER CUTBOARD RH -----	1	
-10	0511000-22	FRAME-DOOR UPPER INBOARD LH -----	1	
	0511000-23	FRAME-DOOR UPPER INBOARD RH -----	1	
-11	0511000-9	GUSSET-UPPER REAR DOOR JAMB RH -----	1	
	0511000-8	GUSSET-UPPER REAR DOOR JAMB LH -----	1	
-12	0511116-12	SILL ASSEMBLY-DOOR LOWER LH -----	1	
-13	0511116-13	SILL ASSEMBLY-DOOR LOWER RH -----	1	
-14	0511291-2	SUPPORT-LOWER DOOR SILL RH -----	1	
	0511291-1	SUPPORT-LOWER DOOR SILL LH -----	1	
-15	0511480-1	FLOORBOARD ASSEMBLY-FUSELAGE CENTER SECTION ----- FORWARD WHEN EXHAUSTED USE 0511480-3	1	D
	0511480-3	FLOORBOARD ASSEMBLY-FUSELAGE CENTER SECTION -----	1	C
-16	0511240-1	SEAT RAIL-INBOARD RH -----	1	
-17	0511240-2	SEAT RAIL-OUTBOARD LH -----	1	
-18	0511240-3	SEAT RAIL-OUTBOARD RH -----	1	
-19	0511240-4	SEAT RAIL-INBOARD LH -----	1	
	0511480-2	FLOORBOARD-STA 27.03 TO 56.70 WHEN EXHAUSTED ----- USE 0511480-4	1	D
	0511480-4	FLOORBOARD-STA 27.03 TO 56.70 -----	1	C
-19A	0511249-1	COVER PLATE-FLOORBOARD -----	1	C
-19B	AN525-832R7	SCREW -----	12	C
	NAS680A08K	NUT PLATE -----	12	C
-20	0511479-1	FLOORBOARD-FUSELAGE CENTER SECTION AFT -----	1	
-21	0510183	BULKHEAD-TUNNEL AFT LH -----	1	
-22	0510183-1	BULKHEAD-TUNNEL AFT RH -----	1	
-23	NAS395-12	NUT -----	9	
-24	0510129-3	PLATE-TUNNEL REAR -----	1	
-25	0511290-1	BULKHEAD ASSEMBLY-STA 44.00 -----	1	
-26	0511192	BRACKET-FUEL SELECTOR VALVE -----	1	
-27	0411447	BRACKET-ELEVATOR PULLEY ----- ATTACHING PARTS	1	
-28	AN520-10R7	SCREW -----	1	
-29	MS21044N3	NUT -----	1	
		---*---		
-30	0510201-2	SKIN-FUSELAGE CENTER SECTION LOWER -----	1	
-31	S226-3	DOUBLER-INSPECTION OPENING -----	2	
-32	NAS395-14-3	NUT -----	6	
-33	0311752-16	BRACKET-TAB PULLEY -----	1	
-34	0510174	BRACKET-FLAP PULLEY -----	1	
-35	0511000-60	RUB STRIP -----	1	
-36	0511295-2	SKIN-LANDING GEAR BULKHEAD -----	1	
-37	0511488-1	STRINGER-FUSELAGE CENTER SECTION -----	1	

CONTINUED ON NEXT PAGE

FIGURE AND INDEX NO.	PART NUMBER	DESCRIPTION							UNITS PER ASSY	USABLE ON CODE
		1	2	3	4	5	6	7		
28 -38	0511486-2								1	
	0511486-1								1	
-39	0511486-3								1	
-40	0511486-4								1	
-41	0700326-1								2	
-42	0511153								2	
-43	0511150-1								1	
	0511150								1	
-44	0500235-1								1	
-45	NAS444-4								4	
-46	MS35489-118								2	
-47	0700326-1								2	
-48	0511483-1								1	
-49	0511484-1								1	
-50	0511485-1								2	
		A---172 SERIAL 17249545 THRU 17250572 F172 SERIAL F172-0001 THRU F172-0018 B---P172 SERIAL P17257120 THRU P17257188 FP172 SERIAL FP172-0001 THRU FP172-0003 C---172 SERIAL 17250573 THRU 17251822 F172 SERIAL F172-0019 THRU F172-0085 D---172 SERIAL 17249545 THRU 17250572 F172 SERIAL F172-0001 THRU F172-0018 P172 SERIAL P17257120 THRU P17257188 FP172 SERIAL FP172-0001 THRU FP172-0003								

FIGURE AND INDEX NO.	PART NUMBER	DESCRIPTION	UNITS PER ASSY	USABLE ON CODE
		1 2 3 4 5 6 7		
29 -	0591102-5	FRONT & CENTER SECTION ASSEMBLY-FUSELAGE -----	1	A
	0591102-7	FRONT & CENTER SECTION ASSEMBLY-FUSELAGE -----	1	B
	0591102-8	FRONT & CENTER SECTION ASSEMBLY-FUSELAGE -----	1	F
	0591102-14	FRONT & CENTER SECTION ASSEMBLY-FUSELAGE -----	1	G
	0591102-12	FRONT & CENTER SECTION ASSEMBLY-FUSELAGE -----	1	E
- 1	SEE FIG 32	FRONT SECTION ASSEMBLY-FUSELAGE -----	1	D
	SEE FIG 33	FRONT SECTION ASSEMBLY-FUSELAGE -----	1	C
- 2	SEE FIG 46	BULKHEAD ASSEMBLY-LANDING GEAR -----	1	
- 3	0511114-9	TOP ASSEMBLY-CABIN -----	1	
- 4	0411680	HANGER-INTERIOR TRIM -----	2	
- 5	0511000-24	CAP-FUSELAGE FRONT SPAR -----	1	
- 6	0511000-43	RIB-FUSELAGE FORWARD SECTION LH -----	1	
	0511000-44	RIB-FUSELAGE FORWARD SECTION RH -----	1	
- 7	SEE FIG 44	BULKHEAD ASSEMBLY-STA 65.33 -----	1	
- 8	0513312-1	RETAINER-WINDSHIELD TOP -----	1	
- 9	0511000-6	FRAME-DOOR UPPER OUTBOARD LH -----	1	
	0511000-7	FRAME-DOOR UPPER OUTBOARD RH -----	1	
-10	0511000-22	FRAME-DOOR UPPER INBOARD LH -----	1	
	0511000-23	FRAME-DOOR UPPER INBOARD RH -----	1	
-11	0511000-9	GUSSET-UPPER REAR DOOR JAMB RH -----	1	
	0511000-8	GUSSET-UPPER REAR DOOR JAMB LH -----	1	
CONTINUED ON NEXT PAGE				

Fuselage (Cont)



F172 SERIAL F172-0086 THRU F17200754
172 SERIAL 17251823 THRU 17259223

Figure 29. Fuselage Front & Center Section Assembly

FIGURE AND INDEX NO.	PART NUMBER	DESCRIPTION	UNITS PER ASSY	USABLE ON CODE
		1 2 3 4 5 6 7		
29 -12	0511116-12	SILL ASSEMBLY-DOOR LOWER LH -----	1	
-13	0511116-13	SILL ASSEMBLY-DOOR LOWER RH -----	1	
-14	0511291-2	SUPPORT-LOWER DOOR SILL RH -----	1	
	0511291-1	SUPPORT-LOWER DOOR SILL LH -----	1	
	0511480-5	FLOORBOARD ASSEMBLY-FUSELAGE CENTER SECTION WEU 0511480-7	1	K
	0511480-7	FLOORBOARD ASSEMBLY-FUSELAGE CENTER SECTION -----	1	L
-15	0511240-2	SEAT RAIL-OUTBOARD LH -----	1	H
	0511240-7	SEAT RAIL-OUTBOARD LH -----	1	J
-16	0511240-3	SEAT RAIL-OUTBOARD RH -----	1	H
	0511240-8	SEAT RAIL-OUTBOARD RH -----	1	J
-17	0511240-5	SEAT RAIL-INBOARD LH -----	1	H
	0511240-9	SEAT RAIL-INBOARD LH -----	1	J
-18	0511240-6	SEAT RAIL-INBOARD RH -----	1	H
	0511240-10	SEAT RAIL-INBOARD RH -----	1	J
	NAS680A08K	NUTPLATE -----	4	K
-19	0511480-6	FLOORBOARD--STA. 27.41 TO 56.32 WEU 0511480-8	1	K
	0511480-8	FLOORBOARD--STA 27.41 TO 56.32 -----	1	J
-19A	0511479-1	FLOORBOARD -----	1	
-20	0511497-1	BULKHEAD ASSEMBLY--STA 44.00 -----	1	
-21	0511498-1	BRACKET-PULLEY -----	1	
-22	0511499-1	BRACKET-PULLEY -----	1	
		ATTACHING PARTS		
-23	AN520-10R6	SCREW -----	1	
-24	AN960-8	WASHER -----	1	
-25	MS21044N3	NUT -----	1	
		-----*		
-26	0510201-4	SKIN-FUSELAGE CENTER SECTION LOWER -----	1	
-27	S226-3	DOUBLER -----	2	
-28	NAS395-14-3	NUT -----	6	
-29	0511254-1	BRACKET-PULLEY -----	1	
-30	0511295-2	SKIN-LANDING GEAR BULKHEAD -----	1	
-31	0511486-5	ANGLE -----	1	
-32	0511486-4	ANGLE-RH -----	1	
-33	0511486-3	ANGLE-LH -----	1	
-34	0511486-2	ANGLE-RH -----	1	
	0511486-1	ANGLE-LH -----	1	
-35	0511292-3	ANGLE -----	1	
-36	0511153	RETAINER-HEADLINER -----	2	
-37	0511150-1	BRACKET-UPHOLSTERY RH -----	1	
	0511150	BRACKET-UPHOLSTERY LH -----	1	
-38	0500235-1	RETAINER-HEADLINER -----	2	
-39	S1863-3	NUT TIN -----	4	
-40	MS35489-118	GROMMET -----	2	
-41	0700326-1	BRACKET-REAR SEAT VENT -----	2	D
-42	0511483-1	BRACKET-CONSOLE -----	1	
-43	0511484-1	BRACKET-CONSOLE -----	1	
-44	1210032-1	VIBRATION DAMPENER-LH -----	1	
	1210032-2	VIBRATION DAMPENER-RH -----	1	
<p>A---172 SERIAL 17251823 THRU 17253392 F172 SERIAL F172-0086 THRU F172-0179</p> <p>B---172 SERIAL 17253393 THRU 17254892 F172 SERIAL F172-0180 THRU F172-0319</p> <p>C---172 SERIAL 17254893 THRU 17259223 F172 SERIAL F172-0320 THRU F17200754</p> <p>D---172 SERIAL 17251823 THRU 17254892 F172 SERIAL F172-0086 THRU F172-0319</p> <p>E---172 SERIAL 17256513 THRU 17259223</p> <p>F---172 SERIAL 17254893 THRU 17256512 F172 SERIAL F172-0320 THRU F172-0559</p> <p>G---F172 SERIAL F172-0560 THRU F17200754</p> <p>H---172 SERIAL 17251823 THRU 17258656 F172 SERIAL F172-0086 THRU F17200739</p> <p>J---172 SERIAL 17258657 THRU 17259223 F172 SERIAL F17200740 THRU F17200755</p> <p>K---172 SERIAL 17251823 THRU 17258890 F172 SERIAL F172-0086 THRU F17200754</p> <p>L---172 SERIAL 17258891 THRU 17259223 F172 SERIAL F17200755 THRU F17200754</p>				

Fuselage (Cont)

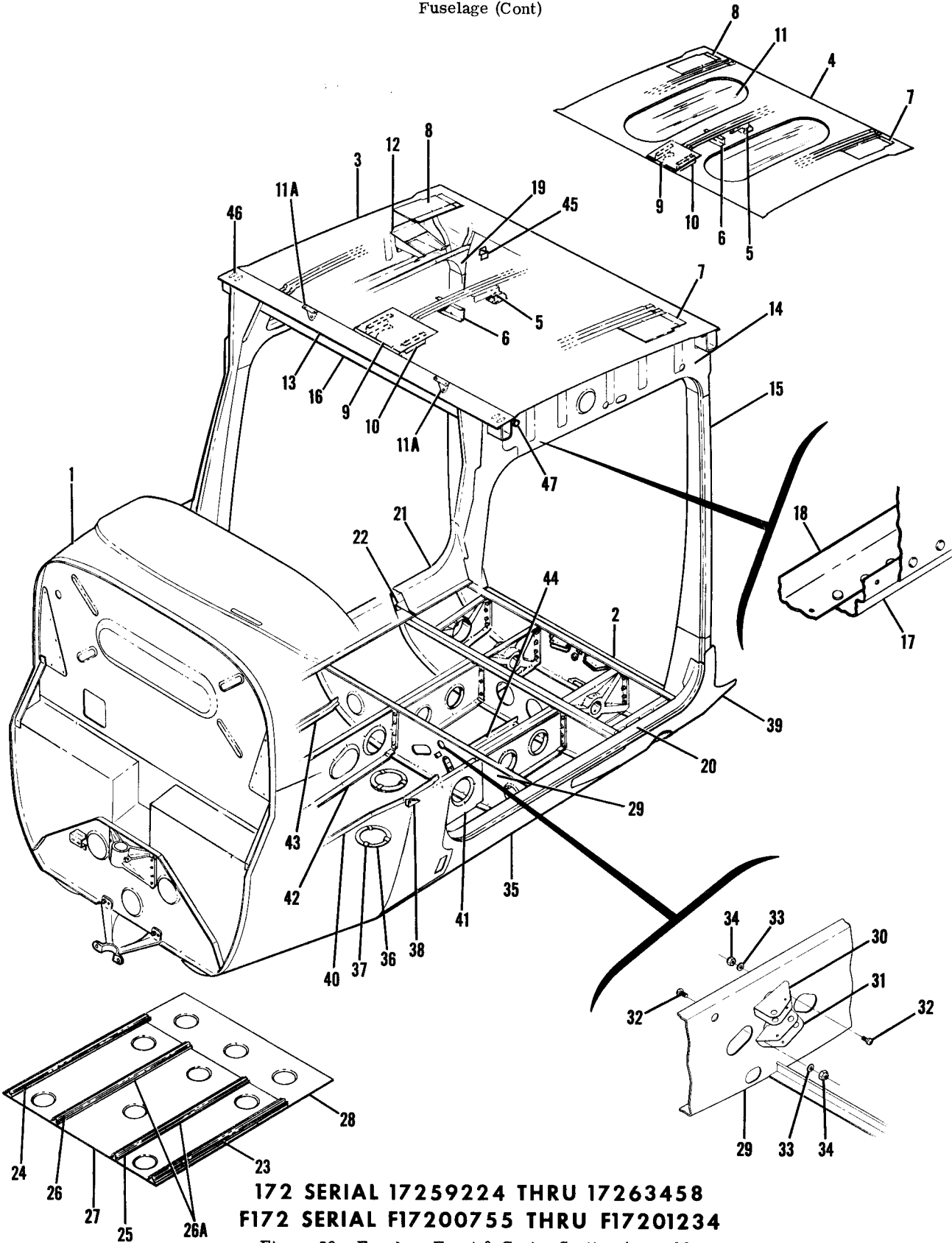




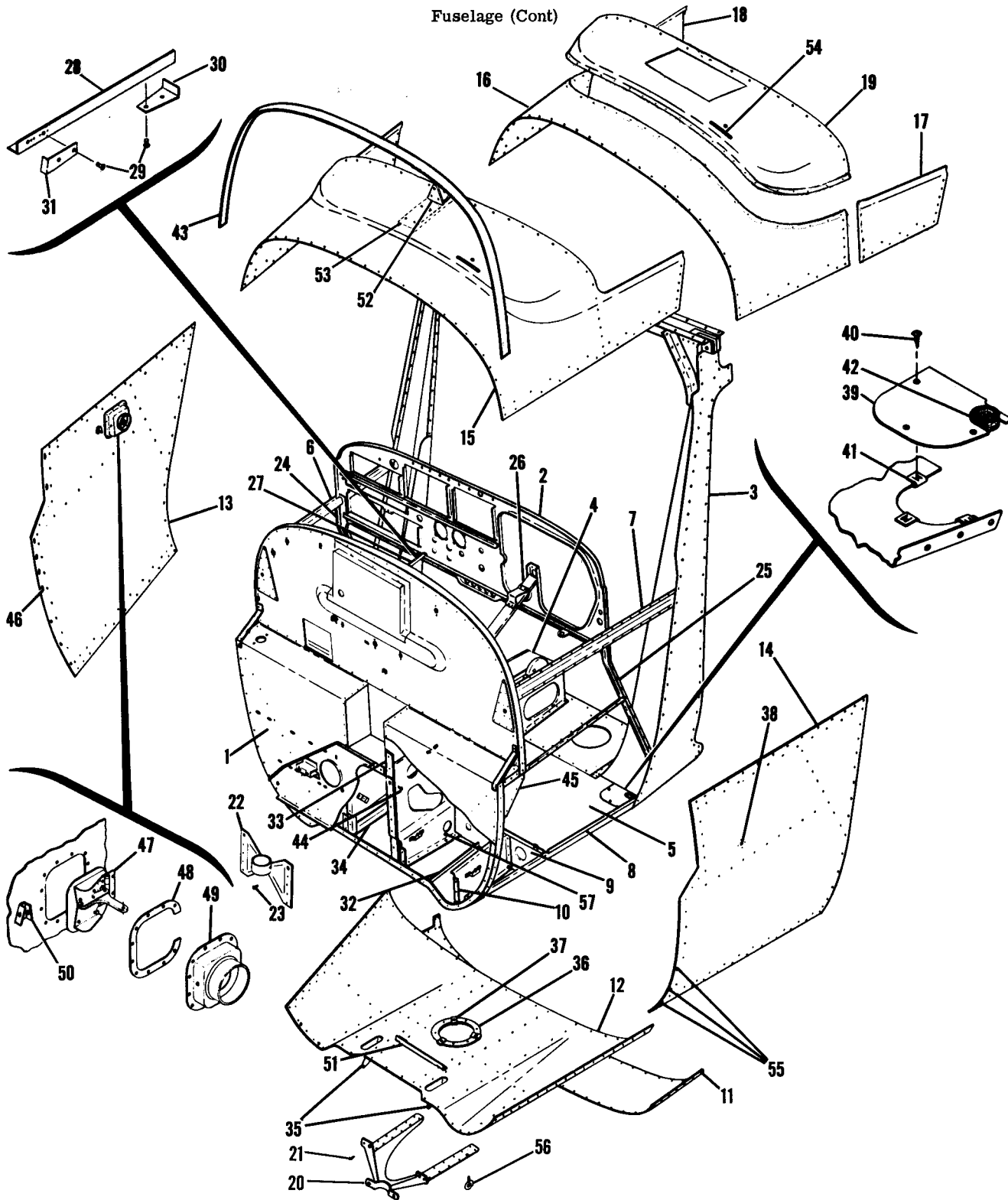
FIGURE AND INDEX NO.	PART NUMBER	DESCRIPTION	1 2 3 4 5 6 7							UNITS PER ASSY	USABLE ON CODE	
30 -	0591102-18	FRONT & CENTER SECTION ASSY-FUSELAGE								172 -----	1	A
	0591102-19	FRONT & CENTER SECTION ASSY-FUSELAGE								172 WITH SKYLIGHT -----	1	A
	0591102-20	FRONT & CENTER SECTION ASSY-FUSELAGE								F172 -----	1	B
	0591102-21	FRONT & CENTER SECTION ASSY-FUSELAGE								F172 WITH SKYLIGHT -----	1	B
	0591102-24	FRONT & CENTER SECTION ASSY-FUSELAGE								-----	1	E
	0591102-28	FRONT & CENTER SECTION ASSY-FUSELAGE								-----	1	H
	0591102-30	FRONT & CENTER SECTION ASSY-FUSELAGE								-----	1	J
	0591102-32	FRONT & CENTER SECTION ASSY-FUSELAGE								-----	1	K
	0591102-25	FRONT & CENTER SECTION ASSY-FUSELAGE								WITH SKYLIGHT -----	1	E
	0591102-29	FRONT & CENTER SECTION ASSY-FUSELAGE								WITH SKYLIGHT -----	1	H
	0591102-31	FRONT & CENTER SECTION ASSY-FUSELAGE								WITH SKYLIGHT -----	1	J
	0591102-33	FRONT & CENTER SECTION ASSY-FUSELAGE								WITH SKYLIGHT -----	1	K
- 1	SEE FIG 33	FRONT SECTION ASSEMBLY-FUSELAGE								-----	1	
- 2	SEE FIG 47	BULKHEAD ASSEMBLY-LANDING GEAR								-----	1	
- 3	0511801-4	TDP ASSEMBLY-CABIN								-----	1	
- 4	0511800-2	TOP ASSEMBLY-CABIN SKYLIGHT								WEU 0511800-5 -----	1	D
	0511800-5	TOP ASSEMBLY-CABIN SKYLIGHT								BRONZE -----	1	C
- 5	0413495-1	BRACKET ASSEMBLY-CONSOLE								-----	1	
- 6	0511484-2	BRACKET-CONSOLE								-----	1	
- 7	0511798-3	VIBRATION DAMPENER LH								-----	1	
- 8	0511798-4	VIBRATION DAMPENER RH								-----	1	
- 9	0511799-3	GUSSET								-----	1	
-10	0513426-1	SUPPORT-SPEAKER								-----	2	
-11	0511797-1	WINDOW-SKYLIGHT								-----	2	D
	0511797-2	WINDOW-SKYLIGHT								BRONZE -----	2	C
	0411174-3	FRAME-SKYLIGHT WINDOW								-----	2	
	0414014-1	BRACKET-WINDOW TRIM								-----	4	
	0414014-2	BRACKET-WINDOW TRIM								-----	12	
	S1055-1	CHANNEL 45.0 IN LG								BULK ITEM REF S1055-1-45.0 -----	2	
-11A	0513399-1	BRACKET-FUEL TUBE								-----	2	C
-12		DELETED-NOT USED								-----		
-13	0511000-75	CAP-FUSELAGE FRONT SPAR								-----	1	
-14	0511000-43	RIB-FUSELAGE FORWARD SECTION LH								-----	1	
	0511000-44	RIB-FUSELAGE FORWARD SECTION RH								-----	1	
-15	SEE FIG 45	BULKHEAD ASSEMBLY-STA. 65.33								-----	1	
-16	0513312-1	RETAINER-WINDSHIELD TOP								-----	1	
-17	0511000-6	FRAME-DOOR UPPER OUTBOARD LH								-----	1	
	0511000-7	FRAME-DOOR UPPER OUTBOARD RH								-----	1	
-18	0511000-22	FRAME-DOOR UPPER INBOARD LH								-----	1	
	0511000-23	FRAME-DOOR UPPER INBOARD RH								-----	1	
-19	0511000-73	GUSSET ASSEMBLY-UPPER REAR DOOR JAMB RH								-----	1	
	0511000-74	GUSSET ASSEMBLY-UPPER REAR DOOR JAMB LH								-----	1	
		ATTACHING PARTS								-----		
	AN525-832R9	SCREW								-----	7	
	AN960-8L	WASHER								-----	7	
	MS21044N08	NUT								-----	7	
		-----*								-----		
	NAS68044	NUTPLATE								-----	1	
-20	0511116-12	SILL ASSEMBLY-DOOR LOWER LH								-----	1	
-21	0511116-13	SILL ASSEMBLY-DOOR LOWER RH								-----	1	
-22	0511291-2	SUPPORT-LOWER DOOR SILL RH								-----	1	
	0511291-1	SUPPORT-LOWER DOOR SILL LH								-----	1	
	0511480-9	FLOORBOARD ASSY-FUSELAGE CENTER SECTION								WEU 0511480-11 -----	1	G
	0511480-11	FLOORBOARD ASSY-FUSELAGE CENTER SECTION								-----	1	F
-23	0511240-11	SEATRIL-OUTBOARD LH								-----	1	G
	0511243-3	SEATRIL-OUTBOARD LH								-----	1	F
-24	0511240-12	SEATRIL-OUTBOARD RH								-----	1	G
	0511243-2	SEATRIL-OUTBOARD RH								-----	1	F
-25	0511240-15	SEATRIL-INBOARD LH								-----	1	G
-26	0511240-14	SEATRIL-INBOARD RH								-----	1	G
-26A	0511243-1	SEATRIL-INBOARD								-----	2	F
-27	0511480-10	FLOORBOARD-STA 27.41 TO 56.32								-----	1	
-28	0511479-2	FLOORBOARD-CENTER SECTION AFT								-----	1	
		ATTACHING PARTS								-----		
	NAS220-12	SCREW								-----	4	
	AN960-8	WASHER								-----	26	
	MS21044N08	NUT								-----	26	
	NAS220-10	SCREW								-----	8	
	NAS220-9	SCREW								-----	14	
		-----*								-----		

CONTINUED ON NEXT PAGE

FIGURE AND INDEX NO.	PART NUMBER	DESCRIPTION							UNITS PER ASSY	USABLE ON CODE
		1	2	3	4	5	6	7		
30 -29	0511497-3	BULKHEAD ASSEMBLY-STA 44.00 -----							1	
-30	0511498-1	BRACKET-PULLEY -----							1	
-31	0511499-1	BRACKET-PULLEY -----							1	
		ATTACHING PARTS -----								
-32	AN520-10R6	SCREW -----							1	
-33	AN960-8	WASHER -----							1	
-34	MS21044N3	NUT -----							1	
		-----*								
-35	0510201-5	SKIN-FUSELAGE CENTER SECTION LOWER -----							1	
-36	S226-3	DOUBLER -----							2	
-37	NAS395-14-3	NUT -----							6	
-38	0511254-1	BRACKET-PULLEY -----							1	
-39	0511295-3	SKIN-LANDING GEAR BULKHEAD -----							1	
-40	0511486-5	ANGLE -----							1	
-41	0512058-1	BULKHEAD-LH STA. 27.03 TO STA. 44.0 -----							1	
-42	0512058-2	BULKHEAD-RH STA. 27.03 TO STA. 44.0 -----							1	
-43	0511486-2	ANGLE-RH -----							1	
	0511486-1	ANGLE-LH -----							1	
-44	0511292-3	ANGLE -----							1	
-45	0511150-1	BRACKET-UPHOLSTERY RH -----							1	
	0511150	BRACKET-UPHOLSTERY LH -----							1	
-46	S1863-3	NUTPLATE -----							4	
-47	MS35489-118	GRUMMET -----							2	
		A---172 SERIAL 17259224 THRU 17259903								
		B---F172 SERIAL F17200755 THRU F17200805								
		C---172 SERIAL 17259904 THRU 17263458								
		F172 SERIAL F17200805 THRU F17201234								
		D---172 SERIAL 17259224 THRU 17259903								
		F172 SERIAL F17200755 THRU F17200804								
		E---172 SERIAL 17259904 THRU 17260758								
		F172 SERIAL F17200805 THRU F17200904								
		F---172 SERIAL 17260759 THRU 17263458								
		F172 SERIAL F17200905 THRU F17201234								
		G---172 SERIAL 17259224 THRU 17260758								
		F172 SERIAL F17200755 THRU F17200904								
		H---172 SERIAL 17260759 THRU 17261466								
		F172 SERIAL F17200905 THRU F17200984								
		J---172 SERIAL 17261467 THRU 17261898								
		F172 SERIAL F17200985 THRU F17201034								
		K---172 SERIAL 17261899 THRU 17263458								
		F172 SERIAL F17201035 THRU F17201234								

This page intentionally left blank.

Fuselage (Cont)



172 SERIAL 17249545 THRU 17251822
P172 SERIAL P17257120 THRU P17257188

Figure 31. Fuselage Front Section Structure Assembly



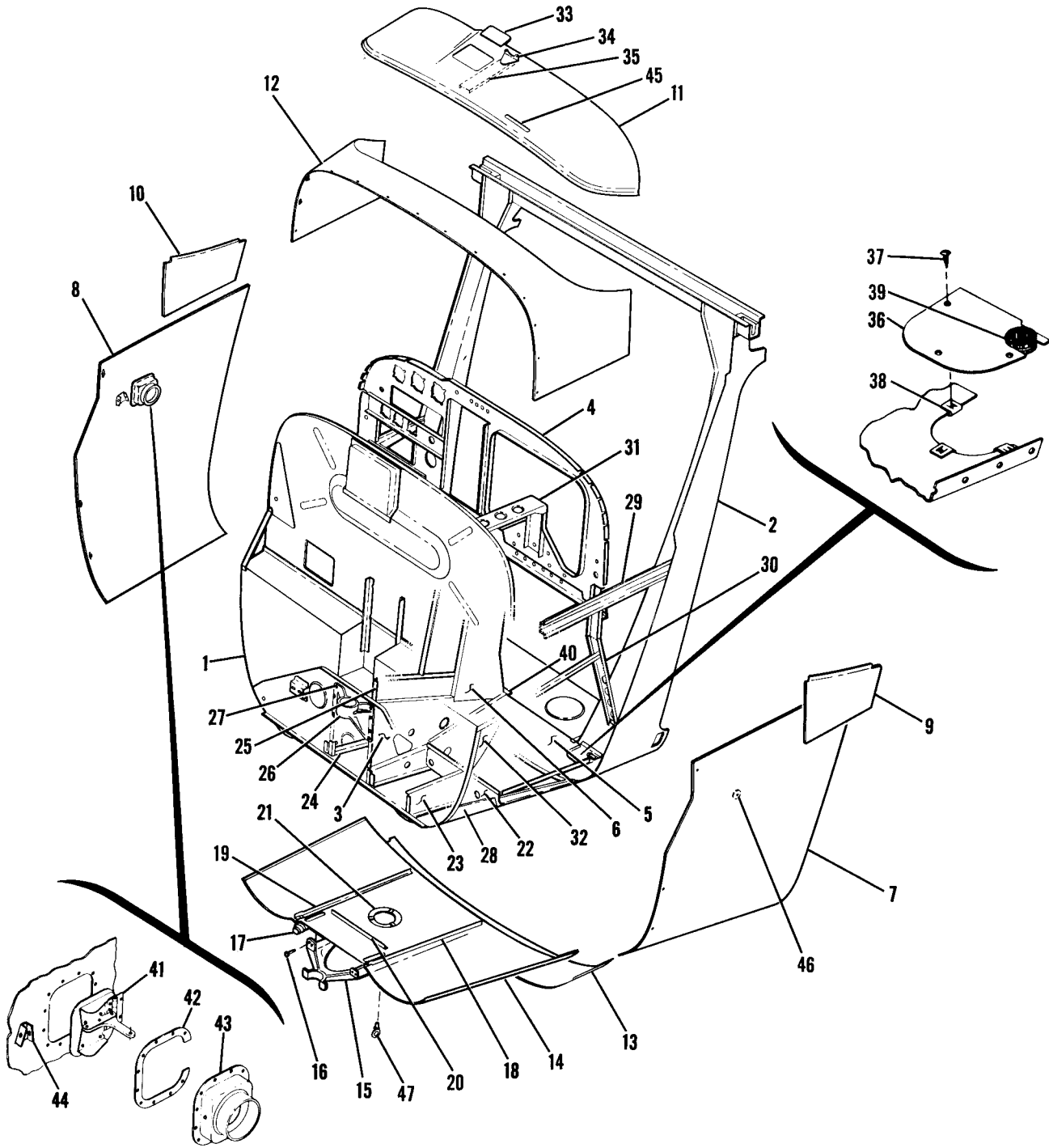
FIGURE AND INDEX NO.	PART NUMBER	DESCRIPTION	UNITS PER ASSY	USABLE ON CODE
31 -	0591302-7	STRUCTURE ASSEMBLY-FUSELAGE FRONT SECTION -----	1	A
	0591302-9	STRUCTURE ASSEMBLY-FUSELAGE FRONT SECTION -----	1	B
	0591303-2	STRUCTURE ASSEMBLY-FUSELAGE FRONT SECTION -----	1	C
- 1	SEE FIG 42	FIREWALL ASSEMBLY -----	1	A
	SEE FIG 39	FIREWALL ASSEMBLY -----	1	E
- 2	SEE FIG 99	PANEL ASSEMBLY-STATIONARY -----	1	B
	SEE FIG 100	PANEL ASSEMBLY-STATIONARY -----	1	A
	SEE FIG 102	PANEL ASSEMBLY-STATIONARY -----	1	C
- 3	SEE FIG 34	BULKHEAD ASSEMBLY-FRONT DOORPOST -----	1	
- 4	SEE FIG 36	TUNNEL ASSEMBLY-FUSELAGE FORWARD -----	1	
- 5	0513131-1	FLOORBOARD ASSEMBLY-FUSELAGE FRONT SECTION LH -----	1	
	0513131-2	FLOORBOARD ASSEMBLY-FUSELAGE FRONT SECTION RH -----	1	D
	0513131-5	FLOORBOARD ASSEMBLY-FUSELAGE FRONT SECTION RH -----	1	C
- 6	0513132-4	STRINGER ASSEMBLY-ENGINE MOUNT UPPER RH -----	1	
- 7	0513132-3	STRINGER ASSEMBLY-ENGINE MOUNT UPPER LH -----	1	
	0513132-11	BRACKET-ENGINE MOUNT ATTACHMENT -----	1	
- 8	0513132-1	STRINGER ASSEMBLY-ENGINE MOUNT LOWER LH -----	1	
	0513132-2	STRINGER ASSEMBLY-ENGINE MOUNT LOWER RH -----	1	
	0513132-9	BRACKET-ENGINE MOUNT ATTACHMENT LH -----	1	
	0513132-10	BRACKET-ENGINE MOUNT ATTACHMENT RH -----	1	
- 9	0513053-1	BULKHEAD-FUSELAGE STA. 8.125 LH -----	1	
	0513053-4	BULKHEAD-FUSELAGE STA. 8.125 RH -----	1	
-10	0513235-1	BULKHEAD-RUDDER PEDAL OUTBOARD LH -----	1	
	0513054-4	BULKHEAD-RUDDER PEDAL OUTBOARD RH -----	1	
-11	0513310-9	SKIN-FRONT SECTION LOWER AFT WHEN EXHAUSTED -----	1	D
	USE 0513330-9	SKIN-FRONT SECTION LOWER AFT -----	1	C
-12	0513002-5	SKIN-FRONT SECTION LOWER FWD WHEN EXHAUSTED -----	1	A
	USE 0513330-13	SKIN-FRONT SECTION LOWER FWD -----	1	A
	0513330-13	SKIN-FRONT SECTION LOWER FWD -----	1	B
	0513310-2	SKIN-FRONT SECTION LOWER FWD WHEN EXHAUSTED -----	1	B
	USE 0513330-10	SKIN-FRONT SECTION LOWER FWD -----	1	C
-13	0513362-10	SKIN-FRONT SECTION RH WHEN EXHAUSTED USE 0513330-8 -----	1	B
	0513310-12	SKIN-FRONT SECTION RH -----	1	C
	0513362-8	SKIN-FRONT SECTION RH -----	1	C
	0513002-18	SKIN-FRONT SECTION RH WHEN EXHAUSTED USE 0513330-12 -----	1	A
	0513330-12	SKIN-FRONT SECTION RH -----	1	A
-14	0513310-3	SKIN-FRONT SECTION LH WHEN EXHAUSTED USE 0513330-7 -----	1	B
	0513362-7	SKIN-FRONT SECTION LH -----	1	C
	0513002-17	SKIN-FRONT SECTION LH WHEN EXHAUSTED USE 0513330-11 -----	1	A
	0513330-11	SKIN-FRONT SECTION LH -----	1	A
-15	0513002-16	SKIN-FRONT SECTION UPPER -----	1	A
	0513310-13	SKIN-FRONT SECTION UPPER -----	1	B
-16	0513362-5	SKIN-FRONT SECTION UPPER -----	1	C
-17	0513362-3	SKIN-FRONT SECTION UPPER LH -----	1	C
-18	0513362-4	SKIN-FRONT SECTION UPPER RH -----	1	C
-19	0513362-6	SKIN-FRONT SECTION UPPER CENTER -----	1	C
-20	0543016-1	FITTING-NOSE GEAR LOWER -----	1	
		ATTACHING PARTS		
-21	AN3-5A	BOLT -----	2	
	MS21044N3	NUT -----	2	
		-----*		
-22	0543013-1	FITTING-NOSE GEAR UPPER -----	1	
		ATTACHING PARTS		
-23	AN4-6A	BOLT -----	2	
	MS21042L4	NUT -----	2	
		-----*		
-24	0513055-2	BULKHEAD-INSTRUMENT PANEL SUPPORT RH -----	1	D
	0513325-2	BULKHEAD-INSTRUMENT PANEL SUPPORT RH -----	1	C
-25	0513055-1	BULKHEAD-INSTRUMENT PANEL SUPPORT LH -----	1	D
	0513325-1	BULKHEAD-INSTRUMENT PANEL SUPPORT LH -----	1	C
-26	0513185-1	BRACE ASSEMBLY-STATIONARY INSTRUMENT PANEL LH -----	1	D
	0513323-1	SUPPORT-PANEL TO FIREWALL LH -----	1	C
-27	0513152-1	BRACE-STATIONARY INSTRUMENT PANEL RH -----	1	D

CONTINUED ON NEXT PAGE

FIGURE AND INDEX NO.	PART NUMBER	DESCRIPTION	UNITS PER ASSY	USABLE ON CODE
31 -28	0513323-2	SUPPORT ASSEMBLY -----	1	C
-29	AN515-8R6	ATTACHING PARTS SCREW -----	4	C
		-----*-----		
	NAS680A08	NUT PLATE -----	2	
	NAS682A08	NUT PLATE -----	2	
-30	0513324-1	BRACKET-SUPPORT -----	1	C
-31	0513324-2	BRACKET-SUPPORT -----	1	C
-32	0513000-10	ANGLE-BULKHEAD REINFORCEMENT LH -----	1	
	0513000-9	ANGLE-BULKHEAD REINFORCEMENT RH -----	1	
-33	0513048-1	ANGLE-LH -----	1	
	0513048-2	ANGLE-RH -----	1	
-34	0513038-8	ANGLE-RH -----	1	
	0513038-7	ANGLE-LH -----	1	
-35	0543015-6	BOOT-STEERING LINK -----	2	
	0543026-1	DOUBLER-STEERING LINK -----	2	
-36	S237-2	DOUBLER -----	1	
-37	NAS395-14-3	NUT -----	3	
-38	S347-1	FLANGE-STATIC SOURCE -----	1	E
	S1141-2	WASHER-STATIC SOURCE FLANGE -----	1	B
	S1141-1	WASHER-STATIC SOURCE FLANGE -----	1	C
-39	0713002-3	COVER-WIRE HARNESS ACCESS -----	1	D
	0713002-3	COVER-WIRE HARNESS ACCESS -----	2	C
		ATTACHING PARTS		
-40	S1021-6-4	SCREW -----	3	D
	S1021-6-4	SCREW -----	6	C
-41	NAS395-3-3	NUT -----	3	D
	NAS395-3-3	NUT -----	6	C
		-----*-----		
-42	MS35489-20	GROMMET -----	1	D
	MS35489-20	GROMMET -----	2	C
-43	0513002-6	STRIP-ASBESTOS -----	1	A
-44	AN3-4A	BOLT -----	2	
	MS21044N3	NUT -----	2	
-45	0513137-1	GUSSET-LH -----	1	
	0513137-2	GUSSET-RH -----	1	
-46	S1863-3A	NUT -----	21	E
	S1863-3	NUT -----	4	C
	S1862-2	NUT -----	2	C
-47	0713135-2	DOOR ASSEMBLY-OUTSIDE AIR -----	1	
-48	0713140-1	SEAL -----	1	
-49	0713139-1	INLET-AIR -----	1	
-50	0450286	CLIP -----	1	
-51	0513001-11	ANGLE WHEN EXHAUSTED USE 0513322-1 -----	1	D
	0513322-1	ANGLE -----	1	C
-52	0413204-2	BRACKET-COMPASS MOUNTING -----	1	D
	0413204-3	BRACKET-COMPASS MOUNTING -----	1	C
-53	0513310-14	STIFFENER-BRACKET -----	1	D
	0513326-1	STIFFENER-BRACKET -----	1	C
-54	0513345-1	NOZZLE ASSEMBLY -----	1	C
-55	0513157-1	SNUBBER -----	10	A
-56	0422344	EYEBOLT-MOORING -----	1	
		ATTACHING PARTS		
-57	MS21042L5	NUT -----	1	
		-----*-----		
		A---P172 SERIAL P17257120 THRU P17257188 FP172 SERIAL FP172-0001 THRU FP172-0003		
		B---172 SERIAL 17249545 THRU 17250572 F172 SERIAL F172-0001 THRU F172-0018		
		C---172 SERIAL 17250573 THRU 17251822 F172 SERIAL F172-0019 THRU F172-0085		
		D---172 SERIAL 17249545 THRU 17250572 F172 SERIAL F172-0001 THRU F172-0018 P172 SERIAL P17257120 THRU P17257188 FP172 SERIAL FP172-0001 THRU FP172-0003		
		E---172 SERIAL 17249545 THRU 17251822 F172 SERIAL F172-0001 THRU F172-0085		

This page intentionally left blank.

Fuselage (Cont)



172 SERIAL 17251823 THRU 17254892
Figure 32. Fuselage Front Section Structure Assembly



FIGURE AND INDEX NO.	PART NUMBER	DESCRIPTION	UNITS PER ASSY	USABLE ON CODE
32 -	0591304-1	STRUCTURE ASSEMBLY-FUSELAGE FRONT SECTION -----	1	A
- 1	SEE FIG 39	FIREWALL ASSEMBLY -----	1	
- 2	SEE FIG 35	BULKHEAD ASSEMBLY-FRONT DOORPOST -----	1	
- 3	SEE FIG 37	TUNNEL COMPONENTS-FRONT SECTION -----	1	
- 4	SEE FIG 102	PANEL ASSEMBLY-STATIONARY -----	1	
- 5	0513375-1	FLOORBOARD ASSEMBLY-LH -----	1	
	0513375-2	FLOORBOARD ASSEMBLY-RH -----	1	
- 6	SEE FIG 38	CONSOLE STRUCTURE ASSEMBLY -----	1	
- 7	0513362-7	SKIN-FRONT SECTION LH -----	1	
- 8	0513362-8	SKIN-FRONT SECTION RH -----	1	
- 9	0513362-3	SKIN-UPPER SIDE LH -----	1	
-10	0513362-4	SKIN-UPPER SIDE RH -----	1	
-11	0513362-6	SKIN-UPPER -----	1	
-12	0513362-5	SKIN-UPPER -----	1	
-13	0513362-9	SKIN-LOWER AFT -----	1	
-14	0513362-10	SKIN-LOWER FWD -----	1	
-15	0543016-1	FITTING-NOSE GEAR LOWER -----	1	
		ATTACHING PARTS		
-16	AN3-5A	BOLT -----	2	
	MS21044N3	NUT -----	2	
		---*---		
-17	0543015-6	BOOT-STEERING LINK -----	2	
	0543026-1	DOUBLER-STEERING LINK BOOT -----	2	
-18	0513000-10	ANGLE-BULKHEAD REINFORCEMENT LH -----	1	
-19	0513000-9	ANGLE-BULKHEAD REINFORCEMENT RH -----	1	
-20	0513322-1	ANGLE-REINFORCEMENT -----	1	
-21	S237-2	DOUBLER -----	1	
	NAS395-14-3	NUT -----	3	
-22	0513053-1	BULKHEAD-FUSELAGE STA 8.125 LH -----	1	
	0513053-4	BULKHEAD-FUSELAGE STA 8.125 RH -----	1	
-23	0513235-1	BULKHEAD-RUDDER PEDAL OUTBOARD LH -----	1	
	0513054-4	BULKHEAD-RUDDER PEDAL OUTBOARD RH -----	1	
-24	0513038-8	ANGLE-RH -----	1	
	0513038-7	ANGLE-LH -----	1	
-25	0513369-1	ANGLE-LH -----	1	
	0513369-2	ANGLE-RH -----	1	
-26	0543013-1	FITTING-NOSE GEAR UPPER -----	1	
		ATTACHING PARTS		
-27	NAS144-17	BOLT -----	2	
	MS21042L4	NUT -----	2	
		---*---		
-28	0513132-1	STRINGER ASSEMBLY-ENGINE MOUNT LOWER LH -----	1	
	0513132-2	STRINGER ASSEMBLY-ENGINE MOUNT LOWER RH -----	1	
-29	0513132-3	STRINGER ASSEMBLY-ENGINE MOUNT UPPER LH -----	1	
	0513132-4	STRINGER ASSEMBLY-ENGINE MOUNT UPPER RH -----	1	
-30	0513325-1	BULKHEAD-LH -----	1	
	0513325-2	BULKHEAD-RH -----	1	
-31	0513323-1	SUPPORT-INSTRUMENT PANEL -----	1	
-32	0513137-1	GUSSET-LH -----	1	
	0513137-2	GUSSET-RH -----	1	
-33	0513379-1	PLATE -----	1	
-34	0413204-3	BRACKET-COMPASS -----	1	
-35	0513326-1	STIFFENER -----	1	
-36	0713002-3	COVER -----	2	
		ATTACHING PARTS		
-37	S1021Z6-4	SCREW -----	3	
-38	NAS395-3-3	NUT -----	3	
		---*---		
-39	MS35489-205	GROMMET -----	2	
-40	0513378-1	SHEAR PLATE -----	1	
-41	0713135-2	DOOR ASSEMBLY-OUTSIDE AIR -----	1	
-42	0713140-1	SEAL -----	1	
-43	0713139-1	INLET ASSEMBLY -----	1	
-44	0450286	CLIP -----	1	
-45	0513386-1	NOZZLE ASSEMBLY -----	1	
-46	S347-1	FLANGE -----	1	
	S1141-1	WASHER -----	1	
-47	0422344	EYEBOLT-MOORING -----	1	
		ATTACHING PARTS		
	MS21042L5	NUT -----	1	
		---*---		
<p>A---172 SERIAL 17251823 THRU 17254892 F172 SERIAL F172-0086 THRU F172-0319</p>				

Fuselage (Cont)

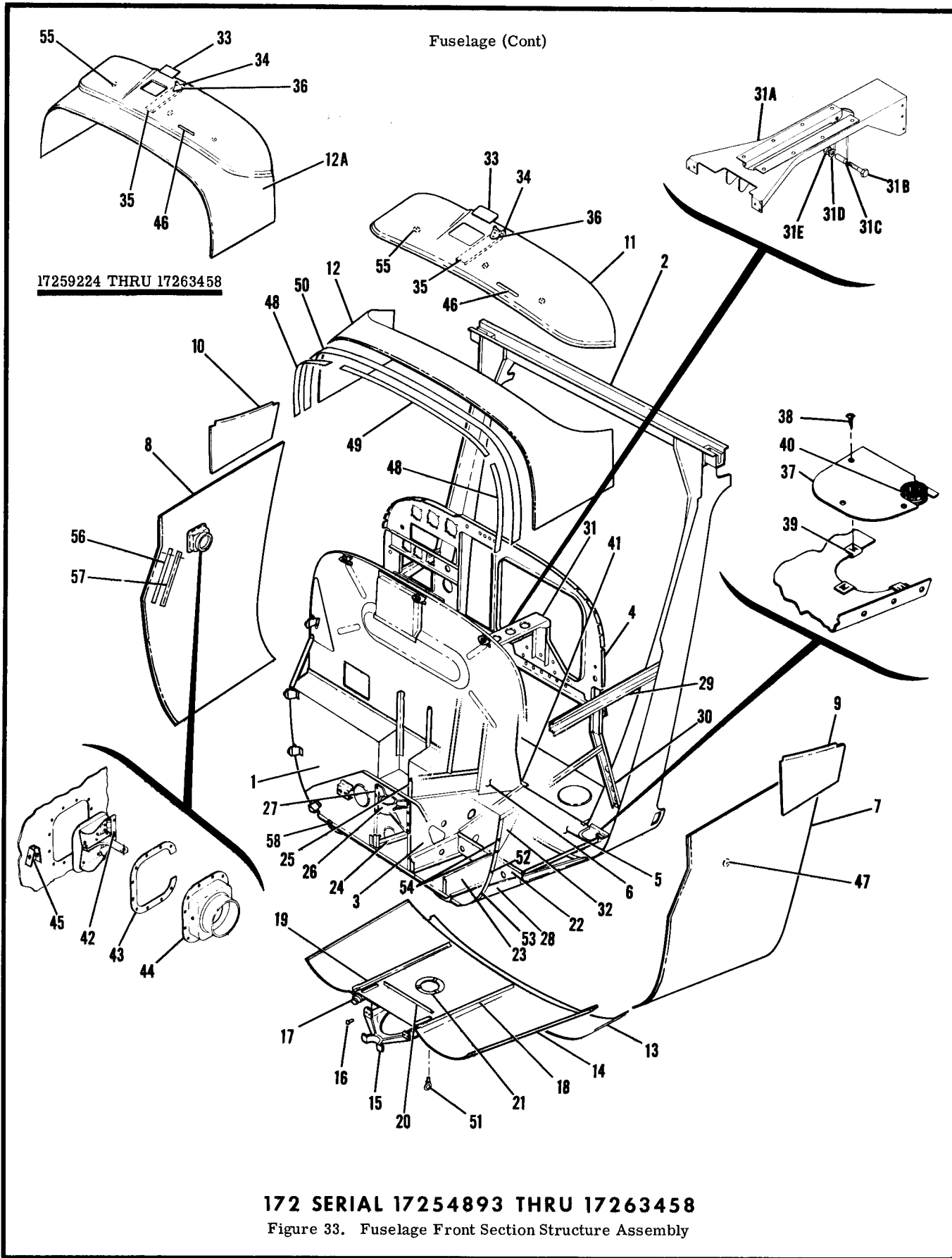


FIGURE AND INDEX NO.	PART NUMBER	DESCRIPTION	UNITS PER ASSY	USABLE ON CODE
		1 2 3 4 5 6 7		
33 -	0591304-3	STRUCTURE ASSEMBLY-FUSELAGE FRONT SECTION -----	1	C
	0591304-6	STRUCTURE ASSEMBLY-FUSELAGE FRONT SECTION -----	1	D
	0591304-5	STRUCTURE ASSEMBLY-FUSELAGE FRONT SECTION -----	1	B
	0591304-8	STRUCTURE ASSEMBLY-FUSELAGE FRONT SECTION -----	1	H
	0591304-9	STRUCTURE ASSEMBLY-FUSELAGE FRONT SECTION -----	1	J
	0591304-11	STRUCTURE ASSEMBLY-FUSELAGE FRONT SECTION -----	1	R
	0591304-12	STRUCTURE ASSEMBLY-FUSELAGE FRONT SECTION -----	1	M
	0591304-13	STRUCTURE ASSEMBLY-FUSELAGE FRONT SECTION -----	1	S
	0591304-14	STRUCTURE ASSEMBLY-FUSELAGE FRONT SECTION -----	1	Y
	0591304-15	STRUCTURE ASSEMBLY-FUSELAGE FRONT SECTION -----	1	Z
	0591304-16	STRUCTURE ASSEMBLY-FUSELAGE FRONT SECTION -----	1	AA
- 1	SEE FIG 40	FIREWALL ASSEMBLY -----	1	A
	SEE FIG 41	FIREWALL ASSEMBLY -----	1	B
- 2	SEE FIG 35	BULKHEAD ASSEMBLY-FRONT DOORPOST -----	1	
- 3	SEE FIG 37	TUNNEL COMPONENTS-FRONT SECTION -----	1	
- 4	SEE FIG 103	PANEL ASSEMBLY-STATIONARY -----	1	C
	SEE FIG 104	PANEL ASSEMBLY-STATIONARY -----	1	N
	SEE FIG 105	PANEL ASSEMBLY-STATIONARY -----	1	AB
	SEE FIG 106	PANEL ASSEMBLY-STATIONARY -----	1	AA
- 5	0513375-1	FLOORBOARD ASSEMBLY-LH -----	1	
	0513375-2	FLOORBOARD ASSEMBLY-RH -----	1	
- 6	SEE FIG 38	CONSOLE STRUCTURE ASSEMBLY -----	1	
- 7	0513362-13	SKIN-FRONT SECTION LH WHEN EXHAUSTED USE 0513362-25 -----	1	F
	0513362-25	SKIN-FRONT SECTION LH -----	1	G
- 8	0513362-14	SKIN-FRONT SECTION RH -----	1	
- 9	0513362-3	SKIN-UPPER SIDE LH -----	1	
-10	0513362-4	SKIN-UPPER SIDE RH -----	1	
-11	0513362-6	SKIN-UPPER -----	1	K
-12	0513362-12	SKIN-UPPER -----	1	K
-12A	0513362-38	SKIN-DECK -----	1	L
-13	0513362-9	SKIN-LOWER AFT -----	1	
-14	0513362-15	SKIN-LOWER FWD -----	1	
-15	0543016-1	FITTING-NOSE GEAR LOWER -----	1	
		ATTACHING PARTS		
-16	AN3-5A	BOLT -----	2	
	MS21044N3	NUT -----	2	
		---*---		
-17	0543015-6	BOOT-STEERING LINK -----	2	
	0543026-1	DOUBLER-STEERING LINK BOOT -----	2	
-18	0513000-10	ANGLE-BULKHEAD REINFORCEMENT LH -----	1	
-19	0513000-9	ANGLE-BULKHEAD REINFORCEMENT RH -----	1	
-20	0513322-1	ANGLE-REINFORCEMENT -----	1	
-21	S327-2	DOUBLER -----	1	
	NAS395-14-3	NUT -----	3	
-22	0513053-1	BULKHEAD-FUSELAGE STA 8.125 LH -----	1	
	0513053-4	BULKHEAD-FUSELAGE STA 8.125 RH -----	1	
-23	0513235-1	BULKHEAD-RUDDER PEDAL OUTBOARD LH -----	1	
	0513054-4	BULKHEAD-RUDDER PEDAL OUTBOARD RH -----	1	
-24	0513038-8	ANGLE-RH -----	1	
	0513038-7	ANGLE-LH -----	1	
-25	0513369-1	ANGLE-LH -----	1	
	0513369-2	ANGLE-RH -----	1	
-26	0543013-1	FITTING-NOSE GEAR UPPER -----	1	
		ATTACHING PARTS		
-27	NAS144-17	BOLT -----	2	
	MS21042L4	NUT -----	2	
		---*---		
-28	0513132-1	STRINGER ASSEMBLY-ENGINE MOUNT LOWER LH -----	1	
	0513132-2	STRINGER ASSEMBLY-ENGINE MOUNT LOWER RH -----	1	
-29	0513132-3	STRINGER ASSEMBLY-ENGINE MOUNT UPPER LH -----	1	
	0513132-4	STRINGER ASSEMBLY-ENGINE MOUNT UPPER RH -----	1	
-30	0513325-1	BULKHEAD-LH -----	1	K
	0513325-3	BULKHEAD-LH -----	1	P
	0513325-2	BULKHEAD-RH -----	1	K
	0513325-4	BULKHEAD-RH -----	1	P
-31	0513323-1	SUPPORT-INSTRUMENT PANEL -----	1	C
-31A	0513411-1	SUPPORT ASSEMBLY -----	1	E
-31B	AN3-11A	BOLT -----	1	
-31C	NAS43HT3-42A	SPACER -----	1	
-31D	AN960-10	WASHER -----	1	
-31E	MS21044N3	NUT -----	1	

CONTINUED ON NEXT PAGE

FIGURE AND INDEX NO.	PART NUMBER	DESCRIPTION	UNITS PER ASSY	USABLE ON CODE
33 -32	0513137-1	GUSSET-LH -----	1	
	0513137-2	GUSSET-RH -----	1	
-33	0513379-1	PLATE -----	1	
-34	0413204-3	BRACKET-COMPASS -----	1	W
	0513264-1	BRACKET-COMPASS -----	1	V
	AN515B6R8	ATTACHING PARTS SCREW -----	3	
		---*---		
-35	0513326-2	STIFFENER -----	1	
-36	NAS698A06L	NUTPLATE -----	2	
	NAS680A06	NUTPLATE -----	1	
-37	0713002-3	COVER -----	2	
		ATTACHING PARTS		
-38	S1021Z6-4	SCREW -----	3	
-39	NAS395-3-3	NUT -----	3	
		---*---		
-40	MS35489-205	GROMMET -----	2	
-41	0513378-1	SHEAR PLATE -----	1	
-42	0713135-2	DOOR ASSEMBLY-OUTSIDE AIR -----	1	
-43	0713140-1	SEAL -----	1	
-44	0713139-1	INLET ASSEMBLY -----	1	
-45	0450286	CLIP -----	1	
-46	0513386-1	NOZZLE ASSEMBLY -----	1	
-47	S347-1	FLANGE WHEN EXHAUSTED USE S1776-3 -----	1	
	S1776-3	BUTTON-STATIC SOURCE -----	1	F
	S1776-1	BUTTON-STATIC SOURCE -----	1	X
-48	0513362-18	STRIP-RETAINER -----	2	V
	0513362-18	STRIP-RETAINER LH -----	1	T
	0513362-31	STRIP-RETAINER RH -----	1	U
-49	0513362-19	STRIP-RETAINER -----	1	U
-50	0513362-17	GUARD -----	1	T
	0513362-30	SEAL -----	1	U
-51	0422344	EYEBOLT-MOORING -----	1	
		ATTACHING PARTS		
	MS21042L5	NUT -----	1	
		---*---		
-52	S1862-2	NUTPLATE -----	2	
-53	S1863-3	NUTPLATE -----	4	
-54	S1863-3A	NUTPLATE -----	21	
-55	S1590-4A	BAND -----	1	
-56	0513362-32	SEAL RH ONLY -----	1	U
-57	0513362-33	SEAL RH ONLY -----	1	U
-58	NAS680A08	NUTPLATE -----	1	AC
	AN515-8R7	SCREW -----	1	AC

NOTE. *THIS PART INSTALLED ONLY ON AIRCRAFT HAVING NAV-O-MATIC SYSTEMS-SERIAL 17256513 THRU 17256649, ALL AIRCRAFT SERIAL 17256650 THRU 17263458 HAD THIS INSTALLED.

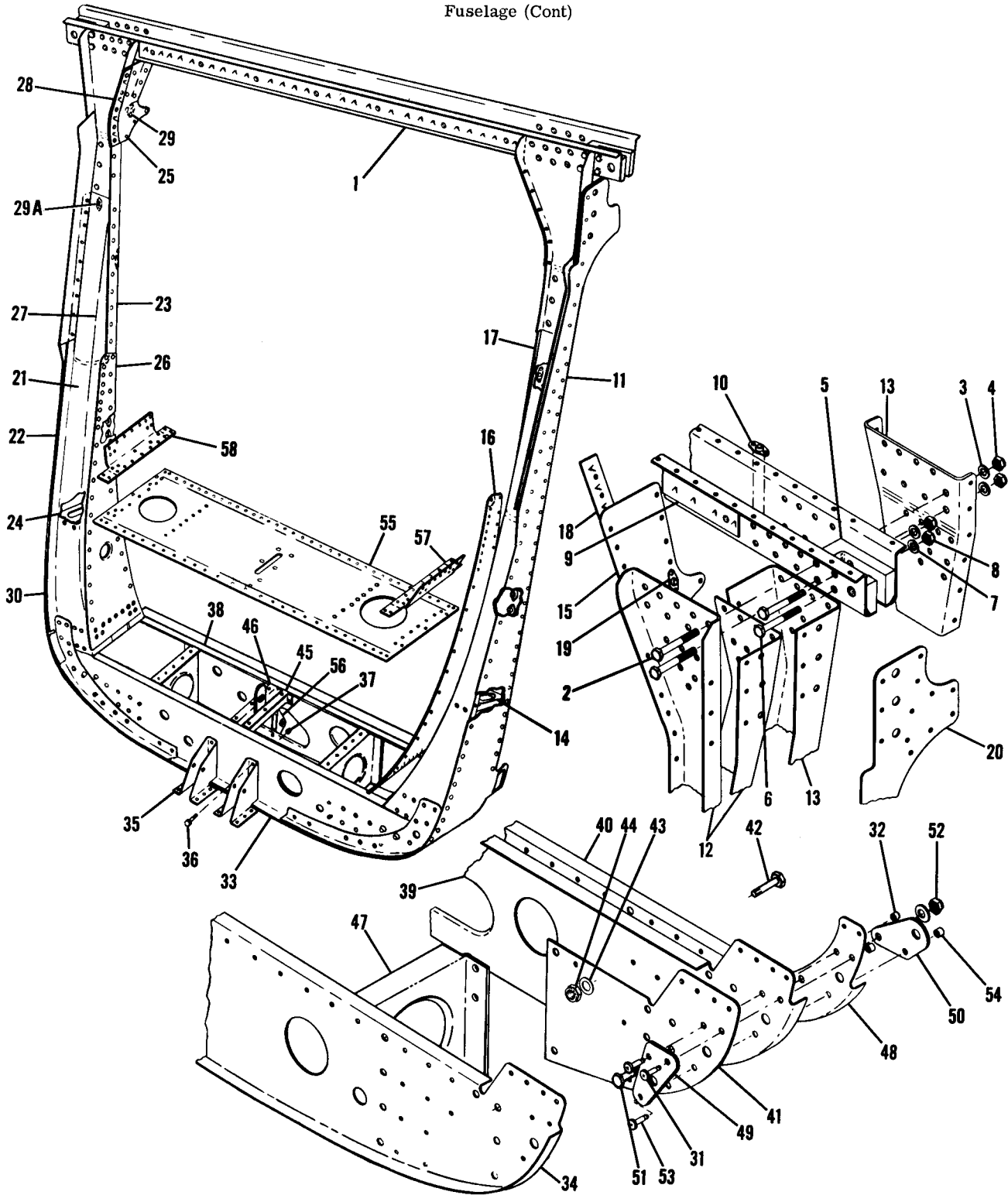
- A---172 SERIAL 17254893 THRU 17256512
F172 SERIAL F172-0320 THRU F17200804
- B---172 SERIAL 17256513 THRU 17258486
- C---172 SERIAL 17254893 THRU 17256512
F172 SERIAL F172-0320 THRU F172-0559
- D---F172 SERIAL F172-0560 THRU F172-0654
- E---172 SERIAL 17256513 THRU 17263458
F172 SERIAL F172-0560 THRU F17201234
- F---172 SERIAL 17254893 THRU 17258117
F172 SERIAL F172-0320 THRU F17200739
- G---172 SERIAL 17258118 THRU 17263458
F172 SERIAL F17200740 THRU F17201234
- H---F172 SERIAL F17200655 THRU F17200754
- J---172 SERIAL 17258487 THRU 17259223
- K---172 SERIAL 17254893 THRU 17259223
F172 SERIAL F172-0320 THRU F17200754
- L---172 SERIAL 17259224 THRU 17263458
F172 SERIAL F17200755 THRU F17201234
- M---F172 SERIAL F17200755 THRU F17200804

CONTINUED ON NEXT PAGE



FIGURE AND INDEX NO.	PART NUMBER	DESCRIPTION	UNITS PER ASSY	USABLE ON CODE
33 -		<p style="text-align: center;">1 2 3 4 5 6 7</p> N---172 SERIAL 17256513 THRU 17259223 F172 SERIAL F172-0560 THRU F17200754 P---172 SERIAL 17259224 THRU 17263458 F172 SERIAL F17200755 THRU F17201234 R---172 SERIAL 17259224 THRU 17259903 S---172 SERIAL 17259904 THRU 17260758 F172 SERIAL F17200805 THRU F17200904 T---172 SERIAL 17254893 THRU 17260251 F172 SERIAL F172-0320 THRU F17200879 U---172 SERIAL 17260252 THRU 17263458 F172 SERIAL F17200880 THRU F17201234 V---172 SERIAL 17260759 THRU 17263458 F172 SERIAL F17200905 THRU F17201234 W---172 SERIAL 17254893 THRU 17260758 F172 SERIAL F172-0320 THRU F17200904 X---172 SERIAL 17258118 THRU 17260758 F172 SERIAL F17200740 THRU F17200904 Y---172 SERIAL 17260759 THRU 17261466 F172 SERIAL F17200905 THRU F17200984 Z---172 SERIAL 17261467 THRU 17261898 F172 SERIAL F17200985 THRU F17201034 AA---172 SERIAL 17261899 THRU 17263458 F172 SERIAL F17201035 THRU F17201234 AB---172 SERIAL 17259224 THRU 17261898 F172 SERIAL F17200755 THRU F17201034 AC---172 SERIAL 17262873 THRU 17263458		

Fuselage (Cont)

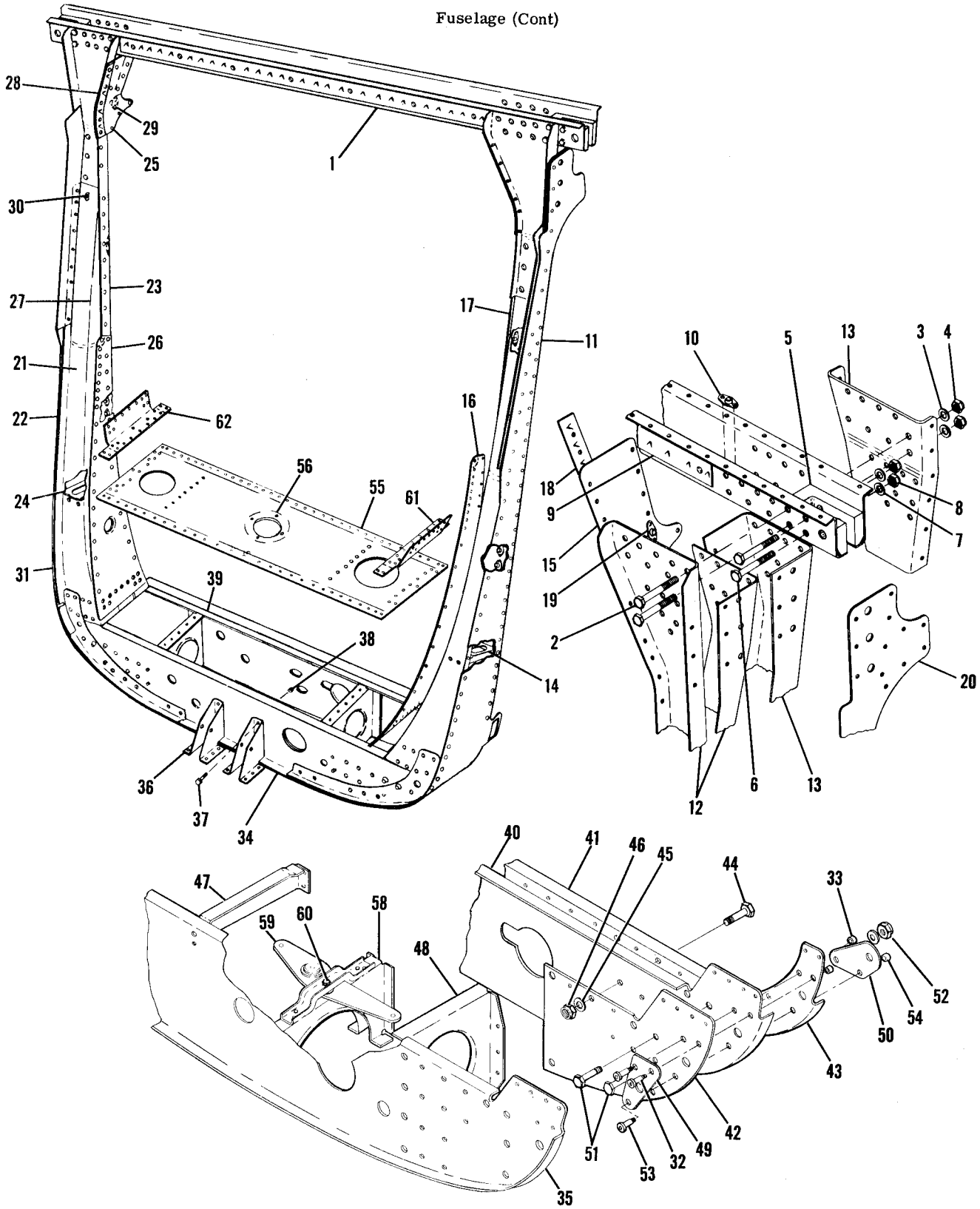


172 SERIAL 17249545 THRU 17251822
P172 SERIAL P17257120 THRU P17257188

Figure 34. Front Doorpost Bulkhead Assembly

FIGURE AND INDEX NO.	PART NUMBER	DESCRIPTION	UNITS PER ASSY	USABLE ON CODE
		1 2 3 4 5 6 7		
34 -	0591301-17	BULKHEAD ASSEMBLY-FRONT DOORPOST	1	A
- 1	0511162-5	SPAR ASSEMBLY-FUSELAGE CENTER SECTION FORWARD	1	
		ATTACHING PARTS		
- 2	AN3-21A	BOLT	4	
- 3	AN960-10	WASHER	4	
- 4	MS21044N3	NUT	4	
		-----*		
- 5	0411129	BLOCK-FUSELAGE SPAR BEARING	2	
		ATTACHING PARTS		
- 6	AN3-20A	BOLT	2	
- 7	AN960-10	WASHER	2	
- 8	MS21044N3	NUT	2	
		-----*		
- 9	0412496	RETAINER-UPHOLSTERY	1	
-10	NAS680A3	NUTPLATE	4	
-11	0513007-5	DOORPOST ASSEMBLY-FUSELAGE LH	1	
-12	0513006-44	BULKHEAD ASSEMBLY-DOORPOST FORWARD LH	1	
-13	0513006-110	BULKHEAD ASSEMBLY-DOORPOST AFT LH	1	
-14	0713496-3	BRACKET-STIFFENER LH	1	
-15	0513006-42	REINFORCEMENT-DOORPOST INBOARD LH	1	
-16	0513006-8	PLATE-DOORPOST SPLICE LH	1	
-17	0713248-3	RETAINER-WINDSHIELD LH	1	
-18	0513006-25	RETAINER-HEADLINING LH	1	
-19	NAS680A3	NUTPLATE	1	
-20	0513007-3	SKIN-DOORPOST OUTER LH	1	
-21	0513007-6	DOORPOST ASSEMBLY-FUSELAGE RH	1	
-22	0513006-45	BULKHEAD ASSEMBLY-DOORPOST FORWARD RH	1	
-23	0513006-111	BULKHEAD ASSEMBLY-DOORPOST AFT RH	1	
-24	0713496-4	BRACKET-STIFFENER RH	1	
-25	0513006-43	REINFORCEMENT-DOORPOST UPPER INBOARD RH	1	
-26	0513006-22	PLATE-DOORPOST SPLICE RH	1	
-27	0713248-4	RETAINER-WINDSHIELD RH	1	
-28	0513006-26	RETAINER-HEADLINING RH	1	
-29	NAS680A3	NUTPLATE	1	
-29A	S1863-3	NUT PLATE	1	
-30	0513007-4	SKIN-DOORPOST OUTER RH	1	
	0513007-25	BULKHEAD ASSEMBLY-LOWER	1	
-31	NAS178-8-7	RIVET-HI SHEAR	4	
-32	NAS179-8	COLLAR	4	
-33	0513007-9	BULKHEAD ASSEMBLY-FORWARD	1	
-34	0513006-9	BULKHEAD-FORWARD	1	
-35	0510110	BRACKET-CONTROL PULLEY	2	
		ATTACHING PARTS		
-36	AN3-4A	BOLT	1	
-37	MS21044N3	NUT	1	
		-----*		
-38	0513007-10	BULKHEAD ASSEMBLY-AFT	1	
-39	0513006-103	BULKHEAD-AFT	1	
-40	0513006-24	ANGLE-AFT BULKHEAD REINFORCEMENT	1	
-41	0713495-13	PLATE-AFT BULKHEAD REINFORCEMENT LH	1	
	0713495-14	PLATE-AFT BULKHEAD REINFORCEMENT RH	1	
-42	AN3-5A	BOLT	2	
-43	AN960-10	WASHER	2	
-44	MS21044N3	NUT	2	
-45	0510112	BRACKET-ELEVATOR BELLCRANK LH	1	
-46	0510112-1	BRACKET-ELEVATOR BELLCRANK RH	1	
-47	0713054-1	BULKHEAD-LH	1	
	0713054-2	BULKHEAD-RH	1	
-48	0713495-9	STIFFENER-BULKHEAD AFT LH	1	
	0713495-10	STIFFENER-BULKHEAD AFT RH	1	
-49	0713495-55	SPACER	4	
-50	0713495-17	PLATE	2	
-51	AN6-6A	BOLT	2	
-52	MS21042L6	NUT	2	
-53	NAS178-8-7	RIVET-HI SHEAR	2	
-54	NAS179-8	COLLAR	2	
-55	0511487-1	SHEET-FLOORBOARD	1	
-56	0510163	BRACKET	1	
		ATTACHING PARTS		
	AN520-10R7	SCREW	1	
		-----*		
-57	0713495-53	STIFFENER-LH	1	
-58	0713495-54	STIFFENER-RH	1	
		A---172 SERIAL 17249545 THRU 17251822 P172 SERIAL P17257120 THRU P17257188 F172 SERIAL F172-0001 THRU F172-0085 FP172 SERIAL FP172-0001 THRU FP172-0003		

Fuselage (Cont)



172 SERIAL 17251823 THRU 17263458

Figure 35. Front Doorpost Bulkhead Assembly

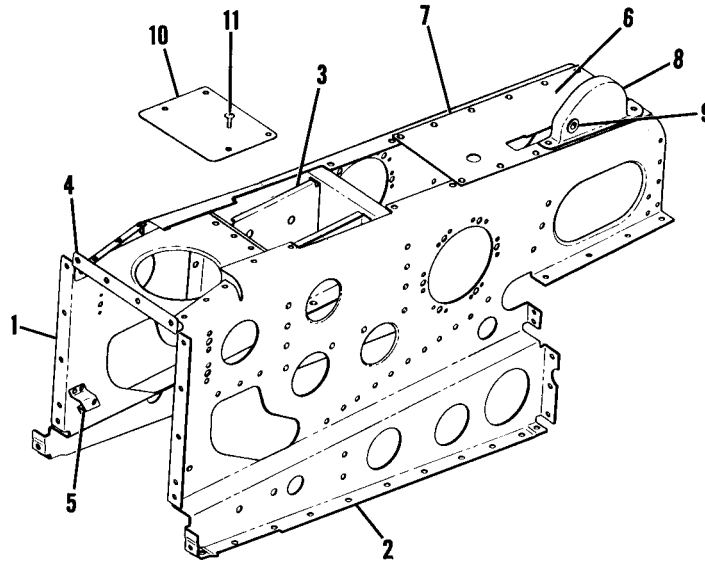


FIGURE AND INDEX NO.	PART NUMBER	DESCRIPTION							UNITS PER ASSY	USABLE ON CODE
		1	2	3	4	5	6	7		
35 -	0513373-1	BULKHEAD ASSEMBLY-FRONT DOORPOST							1	A
	0513373-7	BULKHEAD ASSEMBLY-FRONT DOORPOST							1	C
	0513373-9	BULKHEAD ASSEMBLY-FRONT DOORPOST							1	E
- 1	0511162-5	SPAR ASSEMBLY-FUSELAGE CENTER SECTION FORWARD							1	D
	0511162-9	SPAR ASSEMBLY-FUSELAGE CENTER SECTION FORWARD							1	E
		ATTACHING PARTS								
- 2	AN3-21A	BOLT							4	
- 3	AN960-10	WASHER							4	
- 4	MS21044N3	NUT							4	
		-----*								
- 5	0411129	BLOCK-FUSELAGE SPAR BEARING							2	
		ATTACHING PARTS								
- 6	AN3-20A	BOLT							2	
- 7	AN960-10	WASHER							2	
- 8	MS21044N3	NUT							2	
		-----*								
- 9	0412496	RETAINER-UPHOLSTERY							1	
-10	NAS680A3	NUTPLATE							4	
-11	0513007-5	DOORPOST ASSEMBLY-FUSELAGE LH							1	
-12	0513006-44	BULKHEAD ASSEMBLY-DOORPOST FORWARD LH							1	
-13	0513006-110	BULKHEAD ASSEMBLY-DOORPOST AFT LH							1	
-14	0713496-3	BRACKET-STIFFENER LH							1	
-15	0513006-42	REINFORCEMENT-DOORPOST INBOARD LH							1	
-16	0513006-8	PLATE-DOORPOST SPLICE LH							1	
-17	0713248-3	RETAINER-WINDSHIELD LH							1	
-18	0513006-25	RETAINER-HEADLINING LH							1	
-19	NAS680A3	NUTPLATE							1	
-20	0513007-3	SKIN-DOORPOST OUTER LH							1	
-21	0513007-6	DOORPOST ASSEMBLY-FUSELAGE RH							1	
-22	0513006-45	BULKHEAD ASSEMBLY-DOORPOST FORWARD RH							1	
-23	0513006-111	BULKHEAD ASSEMBLY-DOORPOST AFT RH							1	
-24	0713496-4	BRACKET-STIFFENER RH							1	
-25	0513006-43	REINFORCEMENT-DOORPOST UPPER INBOARD RH							1	
-26	0513006-22	PLATE-DOORPOST SPLICE RH							1	
-27	0713248-4	RETAINER-WINDSHIELD RH							1	
-28	0513006-26	RETAINER-HEADLINING RH							1	
-29	NAS680A3	NUTPLATE							1	
-30	S1863-3	NUTPLATE TIN							1	
-31	0513007-4	SKIN-DOORPOST OUTER RH							1	
	0513373-4	BULKHEAD ASSEMBLY-LOWER							1	A
	0513373-8	BULKHEAD ASSEMBLY-LOWER							1	B
		ATTACHING PARTS								
-32	NAS178-8-7	RIVET-HI SHEAR							4	
-33	NAS179-8	COLLAR							4	
		-----*								
-34	0513373-2	BULKHEAD ASSEMBLY-FORWARD							1	
-35	0513374-1	BULKHEAD-FORWARD							1	
-36	0510110	BRACKET-CONTROL PULLEY							2	
		ATTACHING PARTS								
-37	AN3-4A	BOLT							1	
-38	MS21044N3	NUT							1	
		-----*								
-39	0513373-3	BULKHEAD ASSEMBLY-AFT							1	A
	0513373-6	BULKHEAD ASSEMBLY-AFT							1	B
-40	0513374-2	BULKHEAD-AFT							1	A
	0513374-4	BULKHEAD-AFT							1	B
-41	0513006-24	ANGLE-AFT BULKHEAD REINFORCEMENT							1	A
	0513006-145	ANGLE-AFT BULKHEAD REINFORCEMENT							1	B
-42	0713495-13	PLATE-AFT BULKHEAD REINFORCEMENT LH							1	
	0713495-14	PLATE-AFT BULKHEAD REINFORCEMENT RH							1	
-43	0713495-9	STIFFENER-BULKHEAD AFT LH							1	A
	0713495-10	STIFFENER-BULKHEAD AFT RH							1	A
	0713495-65	STIFFENER-BULKHEAD AFT LH							1	B
	0713495-66	STIFFENER-BULKHEAD AFT RH							1	B
-44	AN3-5A	BOLT							2	
-45	AN960-10	WASHER							2	
-46	MS21044N3	NUT							2	
-47	0511496-1	BRACKET-REINFORCEMENT							2	

CONTINUED ON NEXT PAGE

FIGURE AND INDEX NO.	PART NUMBER	DESCRIPTION							UNITS PER ASSY	USABLE ON CODE
		1	2	3	4	5	6	7		
35 -48	0713054-1	BULKHEAD-LH -----							1	
	0713054-2	BULKHEAD-RH -----							1	
-49	0713495-55	SPACER -----							4	
-50	0713495-17	PLATE -----							2	
-51	AN6-6A	BOLT -----							4	
-52	MS21042L6	NUT -----							4	
-53	NAS178-8-7	RIVET-HI SHEAR -----							2	
-54	NAS179-8	COLLAR -----							2	
-55	0511493-1	FLOORBOARD ASSY-FRONT DOORPOST -----							1	
-56	S372-2	DOUBLER ASSY -----							1	
-57		DELETED-NOT AVAILABLE -----							1	
-58	0513063-1	BRACKET ASSEMBLY -----							1	
	NAS680A4	NUTPLATE -----							1	
-59	0513370-1	BELLCRANK ASSEMBLY-ELEVATOR -----							1	
		ATTACHING PARTS -----							1	
-60	AN4-10A	BOLT -----							1	
		---*---							1	
-61	0713495-53	STIFFENER LH -----							1	
-62	0713495-54	STIFFENER RH -----							1	
		A---172 SERIAL 17251823 THRU 17259223 F172 SERIAL F172-0086 THRU F17200754								
		B---172 SERIAL 17259224 THRU 17263458 F172 SERIAL F17200755 THRU F17201234								
		C---172 SERIAL 17259224 THRU 17261466 F172 SERIAL F17200755 THRU F17200984								
		D---172 SERIAL 17251823 THRU 17261466 F172 SERIAL F172-0086 THRU F17200984								
		E---172 SERIAL 17261467 THRU 17263458 F172 SERIAL F17200985 THRU F17201234								

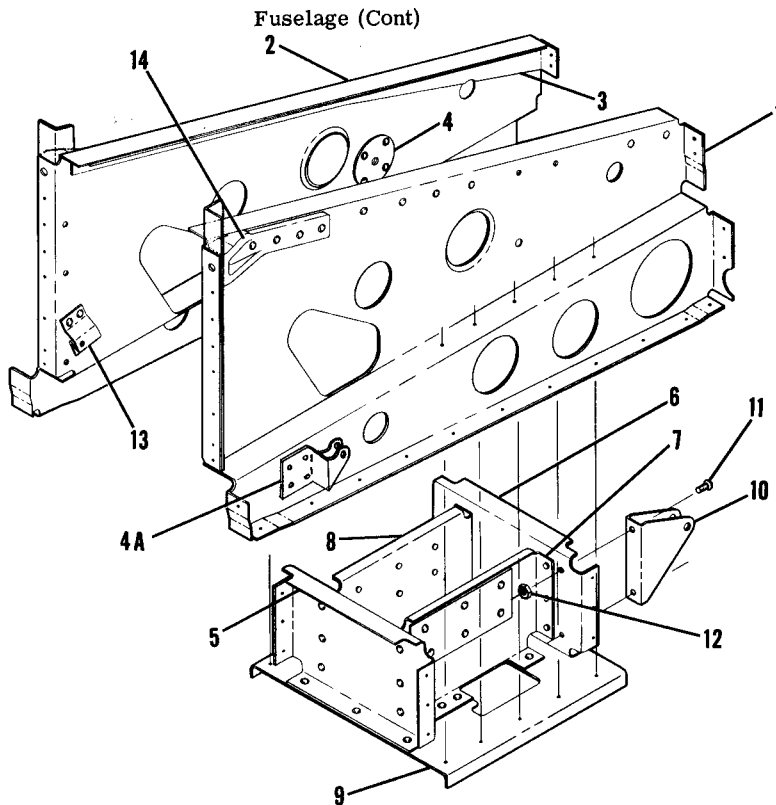
Fuselage (Cont)



172 SERIAL 17249545 THRU 17251822
P172 SERIAL P17257120 THRU P17257188

Figure 36. Fuselage Tunnel Assembly

FIGURE AND INDEX NO.	PART NUMBER	DESCRIPTION	UNITS PER ASSY	USABLE ON CODE
		1 2 3 4 5 6 7		
36 -	0591301-11	TUNNEL ASSEMBLY-FUSELAGE FORWARD -----	1	A
	0591303-3	TUNNEL ASSEMBLY-FUSELAGE FORWARD -----	1	B
- 1	0510113-14	BULKHEAD ASSEMBLY-TUNNEL FORWARD RH -----	1	A
	0513314-2	BULKHEAD ASSEMBLY-TUNNEL FORWARD RH -----	1	B
- 2	0510113-15	BULKHEAD ASSEMBLY-TUNNEL FORWARD LH -----	1	A
	0513314-1	BULKHEAD ASSEMBLY-TUNNEL FORWARD LH -----	1	B
- 3	0510135	SUPPORT ASSEMBLY-CONTROL TEE -----	1	A
	0510135-4	SUPPORT ASSEMBLY-CONTROL TEE -----	1	B
- 4	0713052	BULKHEAD-TUNNEL REINFORCEMENT -----	1	A
	0513315-1	BULKHEAD-TUNNEL REINFORCEMENT -----	1	B
- 5	0510128	BRACKET-RUDDER PEDAL SPRING -----	1	A
- 6	0510138	COVER ASSEMBLY-FUSELAGE TUNNEL AFT -----	2	B
- 7	0510138-2	COVER-FUSELAGE TUNNEL AFT -----	1	
- 8	0510138-3	COVER ASSEMBLY-TAB CONTROL -----	1	
- 9	M451	BEARING TOR -----	1	
-10	0510145-1	COVER-FUSELAGE TUNNEL FORWARD -----	1	A
	0513317-1	COVER-FUSELAGE TUNNEL FORWARD -----	1	B
-11	S102128-6	ATTACHING PARTS	1	
	S102128-6	SCREW -----	1	A
		SCREW -----	1	B
		-----*	6	
A---172 SERIAL 17249545 THRU 17250572 P172 SERIAL P17257120 THRU P17257188 F172 SERIAL F172-0001 THRU F172-0018 FP172 SERIAL FP172-0001 THRU FP172-0003 B---172 SERIAL 17250573 THRU 17251822 F172 SERIAL F172-0019 THRU F172-0085				

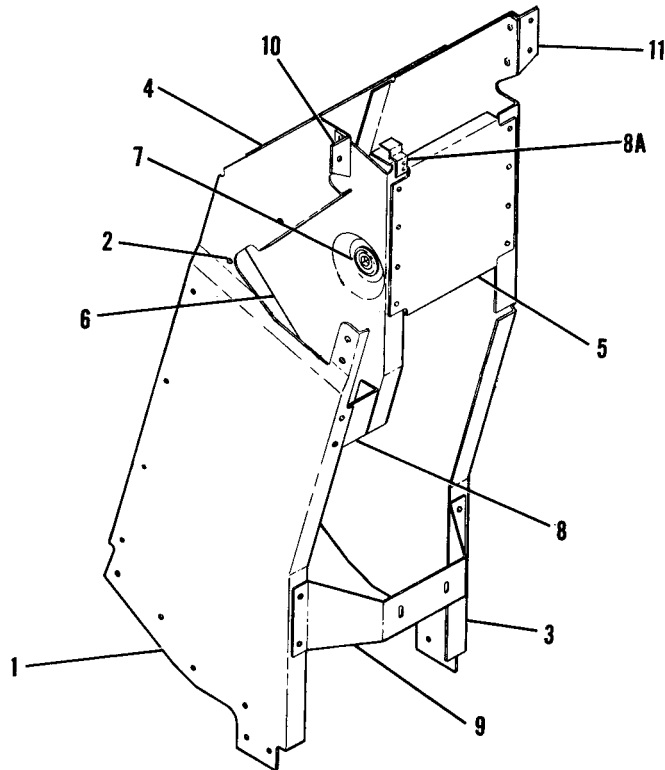


172 SERIAL 17251823 THRU 17263458

Figure 37. Front Section Tunnel Components

FIGURE AND INDEX NO.	PART NUMBER	DESCRIPTION	UNITS PER ASSY	USABLE ON CODE
37 -		1 2 3 4 5 6 7 TUNNEL COMPONENTS-FRONT SECTION -----	NP	A
- 1	0513363-1	BULKHEAD ASSEMBLY-TUNNEL LH -----	1	
- 2	0513363-2	BULKHEAD ASSEMBLY-TUNNEL RH -----	1	
- 3	0513364-1	ANGLE-TUNNEL LH -----	1	
	0513364-2	ANGLE-TUNNEL RH -----	1	
- 4	0713102-1	PLATE -----	2	
- 4A	0713624-2	ANCHOR -----	1	
	0513358-1	SUPPORT ASSEMBLY-CONTROL U -----	1	
- 5	0513359-1	BRACKET-FWD -----	1	
- 6	0513359-2	BRACKET AFT -----	1	
- 7	0513360-1	BRACKET ASSEMBLY-LH -----	1	
- 8	0513360-2	BRACKET ASSEMBLY-RH -----	1	
- 9	0513361-1	BRACKET SUPPORT -----	1	
-10	0513376-1	PULLEY BRACKET-TAB -----	1	
		ATTACHING PARTS		
-11	AN515-8R6	SCREW -----	2	
-12	MS21044V08	NUT -----	2	
		-----*		
-13	0510128	BRACKET -----	2	
-14	0513372-1	FITTING-TUNNEL LH -----	1	
	0513372-2	FITTING-TUNNEL RH -----	1	
		A---172 SERIAL 17251823 THRU 17263458 F172 SERIAL F172-0086 THRU F17201234		

Fuselage (Cont)

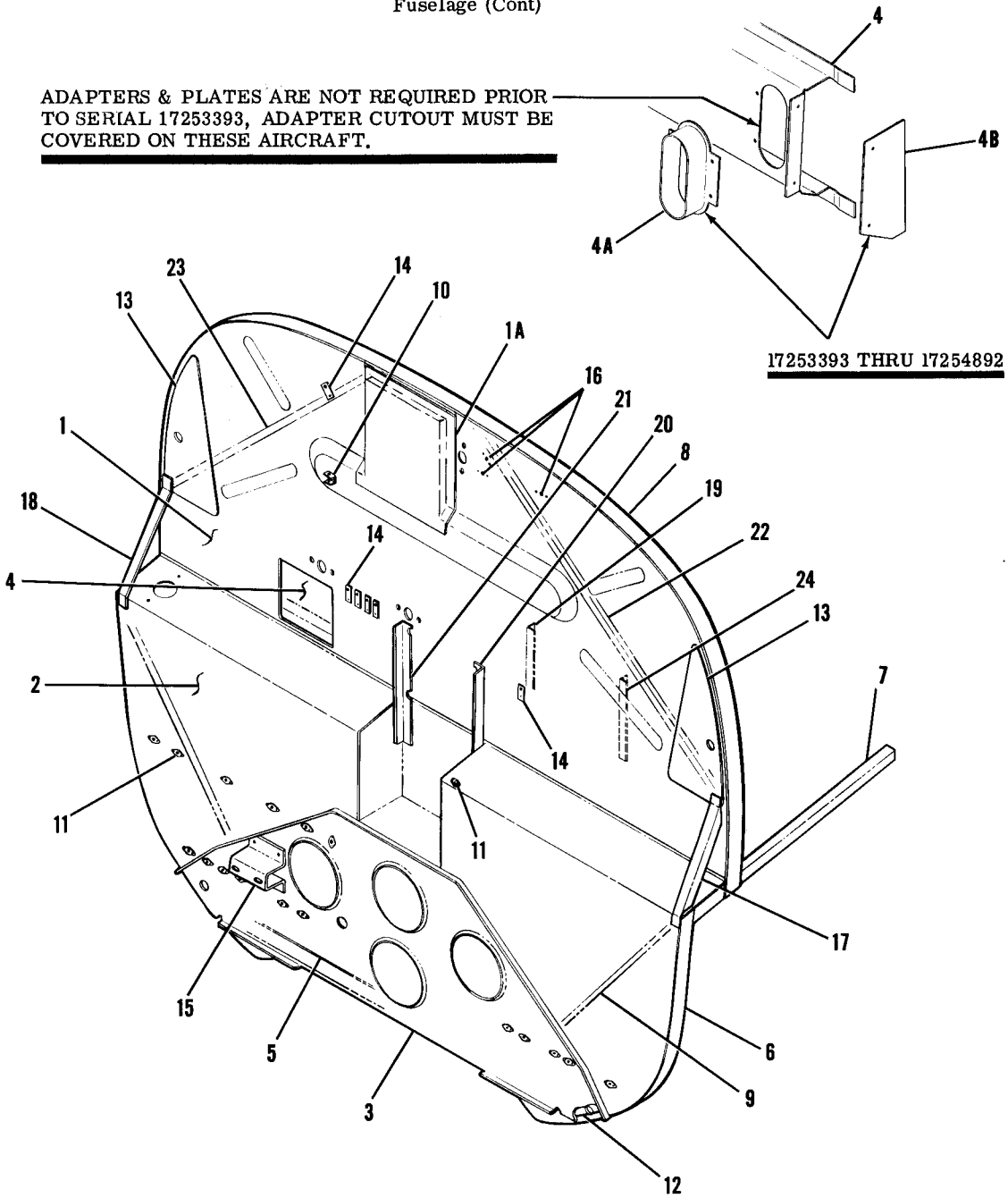


172 SERIAL 17251823 THRU 17263458
Figure 38. Console Structure Assembly

FIGURE AND INDEX NO.	PART NUMBER	DESCRIPTION	UNITS PER ASSY	USABLE ON CODE
		1 2 3 4 5 6 7		
38 -	0513368-200	CONSOLE STRUCTURE ASSEMBLY WEU 0513368-201	1	A
	0513368-201	CONSOLE STRUCTURE ASSEMBLY	1	C
- 1	0513368-2	SIDE PANEL ASSEMBLY-LH	1	
- 2	NAS697A08	NUTPLATE	4	
- 3	0513368-4	SIDE PANEL-RH	1	
- 4	0513365-1	SUPPORT-AFT	1	
- 5	0513367-1	SUPPORT-FORWARD	1	
- 6	0513366-1	SUPPORT ASSEMBLY-ELEVATOR TRIM	1	
- 7	NAS295M4	BEARING	1	
	0411420	HOUSING	1	
- 8	0713641-3	CLIP	1	
- 9	0511252-1	BRACKET	1	
-10	0513368-7	ANGLE-CONSOLE	1	A
	0513368-10	ANGLE-CONSOLE	1	C
-11	0513368-8	ANGLE-CONSOLE	1	
-12	0513366-4	CLIP	1	B
		A---172 SERIAL 17251823 THRU 17259223 F172 SERIAL F172-0086 THRU F17200754		
		B---172 SERIAL 17257297 THRU 17263458 F172 SERIAL F172-0560 THRU F17201234		
		C---172 SERIAL 17259224 THRU 17263458 F172 SERIAL F17200754 THRU F17201234		

Fuselage (Cont)

ADAPTERS & PLATES ARE NOT REQUIRED PRIOR TO SERIAL 17253393, ADAPTER CUTOUT MUST BE COVERED ON THESE AIRCRAFT.



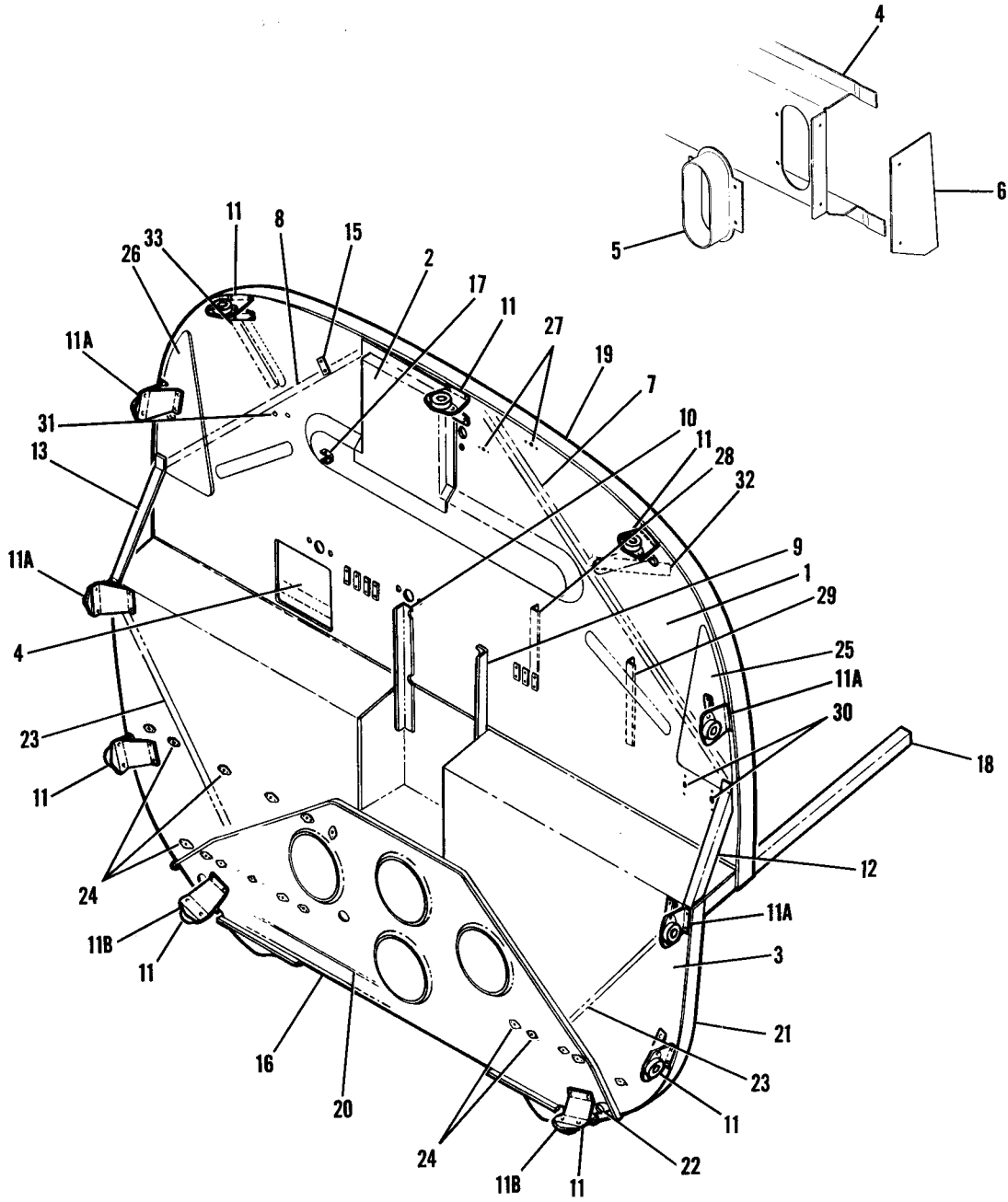
17253393 THRU 17254892

172 SERIAL 17249545 THRU 17254892

Figure 39. Firewall Assembly

FIGURE AND INDEX NO.	PART NUMBER	DESCRIPTION	UNITS PER ASSY	USABLE ON CODE
		1 2 3 4 5 6 7		
39 -	0591302-10	FIREWALL ASSEMBLY WHEN EXHAUSTED USE 0591302-12 -----	1	A
	0591302-12	FIREWALL ASSEMBLY -----	1	B
- 1	0513109-47	SHEET-UPPER WHEN EXHAUSTED USE 0513109-200 -----	1	A
	0513109-200	SHEET-UPPER -----		
- 1A	0513352-3	PAN-FIREWALL -----	1	B
- 2	0513109-49	SHEET-LOWER -----	1	
- 3	0513109-68	REINFORCEMENT WHEN EXHAUSTED USE 0513109-72 -----	1	
	0513109-72	REINFORCEMENT -----	1	
- 4	0513109-64	DUCT ASSEMBLY-HEATER -----	1	
- 4A	1253031-3	ADAPTER-HOSE -----	2	
- 4B	0513387-1	PLATE-END COVER -----	2	
- 5	0513109-9	ANGLE-LOWER -----	1	
- 6	0513109-7	ANGLE-LOWER LH -----	1	
	0513109-11	ANGLE-LOWER RH -----	1	
- 7	0513109-15	* ANGLE-LH -----	1	
	0513109-24	* ANGLE-RH -----	1	
- 8	0513109-23	ANGLE-UPPER -----	1	
- 9	0513109-12	ANGEL-REINFORCEMENT LH -----	1	
	0513109-8	ANGLE-REINFORCEMENT RH -----	1	
-10	0450286	CLIP -----	1	
-11	S1863-3A	NUT TIN -----	18	
-12	0513109-10	SPACER-ENGINE MOUNT REINFORCEMENT -----	4	
-13	0513109-29	DOUBLER-ENGINE MOUNT REINFORCEMENT -----	2	A
	0513109-56	DOUBLER-ENGINE MOUNT REINFORCEMENT -----	1	B
-14	0753000-13	DOUBLER -----	6	
-15	0513129	BRACKET -----	1	
-16	NAS680A4	NUTPLATE -----	3	
-17	0513002-11	STIFFENER-LH WHEN EXHAUSTED USE 0513327-1 -----	1	A
	0513327-1	STIFFENER-LH -----	1	B
-18	0513002-12	STIFFENER-RH WHEN EXHAUSTED USE 0513327-2 -----	1	A
	0513327-2	STIFFENER-RH -----	1	B
-19	0513109-50	ANGLE-LH INBOARD -----	1	
-20	0500044-9	ANGLE-LH -----	1	
-21	0500044-10	ANGLE-RH -----	1	
-22	0500044-23	ANGLE-LH -----	1	
-23	0500044-11	ANGLE-RH -----	1	A
	0500044-35	ANGLE-RH -----	1	B
-24	0513109-50	% ANGLE-LH OUTBOARD -----	1	
<p>NOTE. ITEMS MARKED * ARE SHIPPED AS LOOSE PARTS</p> <p>NOTE. %WHEN ORDERING FIREWALL FOR AIRCRAFT EQUIPPED WITH ELECTRIC STARTER, ALSO ORDER 1 0513109-50 ANGLE</p> <p>A----172 SERIAL 17249545 THRU 17250572 F172 SERIAL F172-0001 THRU F172-0018</p> <p>B----172 SERIAL 17250573 THRU 17254892 F172 SERIAL F172-0019 THRU F172-0319</p>				

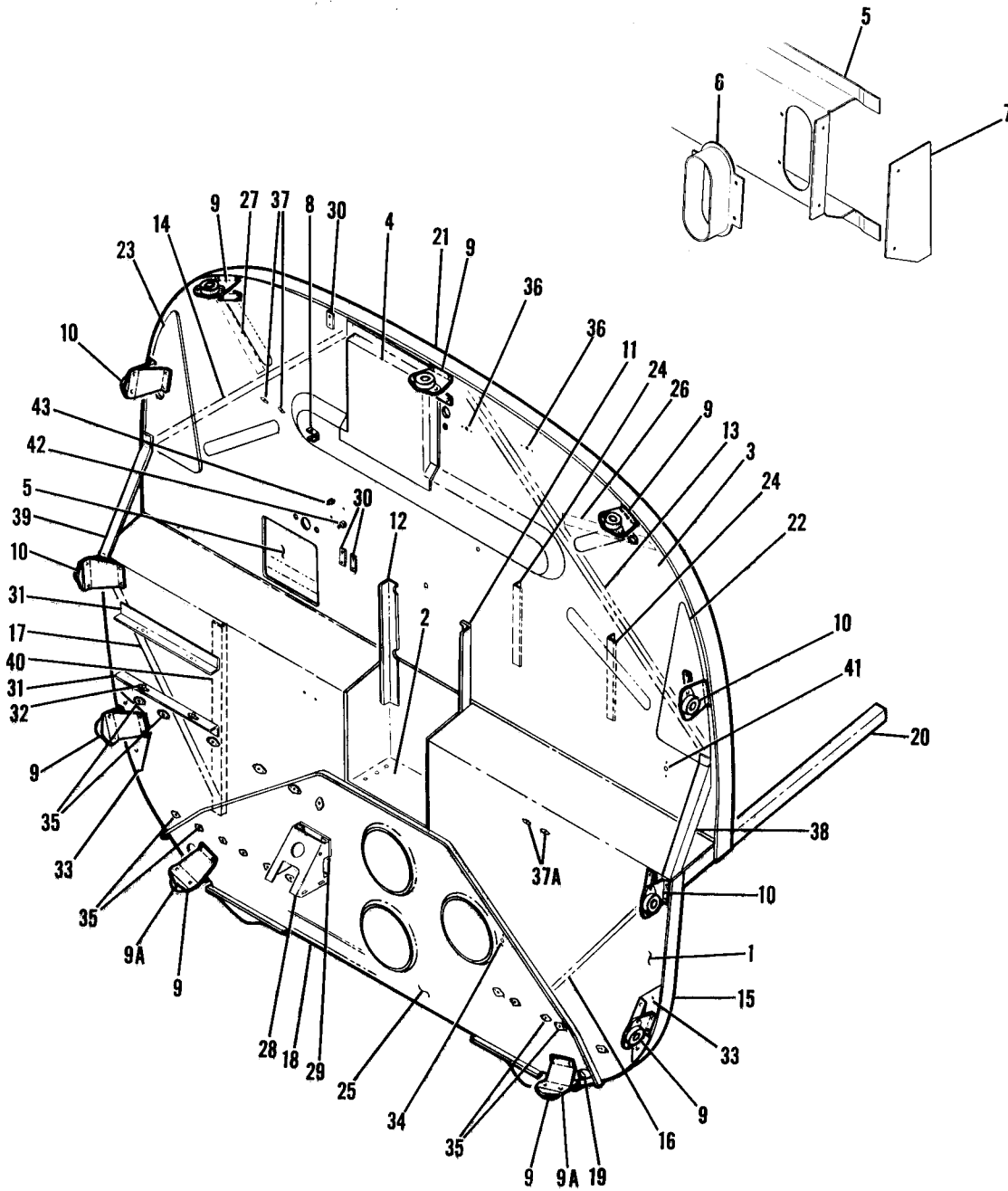
Fuselage (Cont)



172 SERIAL 17254893 THRU 17256512
F172 SERIAL F172-0320 THRU F17200804
Figure 40. Firewall Assembly

FIGURE AND INDEX NO.	PART NUMBER	DESCRIPTION	UNITS PER ASSY	USABLE ON CODE
		1 2 3 4 5 6 7		
40 -	0591302-14	FIREWALL ASSEMBLY -----	1	A
- 1	0513109-200	SHEET-UPPER -----	1	
- 2	0513352-3	PAN-FIREWALL -----	1	
- 3	0513109-49	SHEET-LOWER -----	1	
- 4	0513109-64	DUCT ASSEMBLY-HEATER -----	1	
- 5	1253031-3	ADAPTER-HOSE -----	2	
- 6	0513387-1	PLATE-END COVER -----	2	
- 7	0500044-23	ANGLE-LH -----	1	
- 8	0500044-35	ANGLE-RH -----	1	
- 9	0500044-9	ANGLE-LH -----	1	
-10	0500044-10	ANGLE-RH -----	1	
-11	0453003-1	SHOCK MOUNT ASSEMBLY -----	7	
-11A	0453003-9	SHOCK MOUNT ASSEMBLY -----	4	
-11B	0453003-11	SHOCK MOUNT ASSEMBLY FLOATPLANE ONLY -----	2	
	0500044-37	SHIM FLOATPLANE ONLY -----	2	
	0500044-38	SHIM FLOATPLANE ONLY -----	2	
-12	0513327-1	STIFFENER-LH -----	1	
-13	0513327-2	STIFFENER-RH -----	1	
-14		DELETED-NEVER USED -----		
-15	0753000-13	DOUBLER -----	8	
-16	0513109-68	REINFORCEMENT WHEN EXHAUSTED USE 0513109-72 -----	1	
	0513109-72	REINFORCEMENT -----	1	
-17	0450286	CLIP -----	1	
-18	0513109-15	* ANGLE-LH -----	1	
	0513109-24	* ANGLE-RH -----	1	
-19	0513109-23	ANGLE-UPPER -----	1	
-20	0513109-9	ANGLE-LOWER -----	1	
-21	0513109-7	ANGLE-LOWER LH -----	1	
	0513109-11	ANGLE-LOWER RH -----	1	
-22	0513109-10	SPACER-ENGINE MOUNT REINFORCEMENT -----	4	
-23	0513109-12	ANGLE-REINFORCEMENT LH -----	1	
	0513109-8	ANGLE-REINFORCEMENT RH -----	1	
-24	S1863-3	NUT TIN -----	17	
-25	0513109-29	DOUBLER-ENGINE MOUNT REINFORCEMENT LH -----	1	
-26	0513109-56	DOUBLER-ENGINE MOUNT REINFORCEMENT RH -----	1	
-27	NAS680A4	NUTPLATE -----	2	
-28	0513109-50	ANGLE-LH INBOARD -----	1	
-29	0513109-50	* ANGLE-LH OUTBOARD -----	1	
-30	NAS680A08	NUTPLATE -----	2	
-31	MS21044N3	NUTPLATE -----	2	
-32	0513109-69	ANGLE-LH -----	1	
-33	0513109-70	ANGLE-RH -----	1	
<p>NOTE. *ITEMS MARKED * ARE SHIPPED AS LOOSE PARTS</p> <p>NOTE. %WHEN ORDERING FIREWALL FOR AIRCRAFT EQUIPPED WITH ELECTRIC STARTER, ALSO ORDER 1 0513109-50 ANGLE</p> <p>A---172 SERIAL 17254893 THRU 17256512 F172 SERIAL F172-0320 THRU F17200804</p>				

Fuselage (Cont)



172 SERIAL 17256513 THRU 17263458
F172 SERIAL F17200805 THRU F17201234

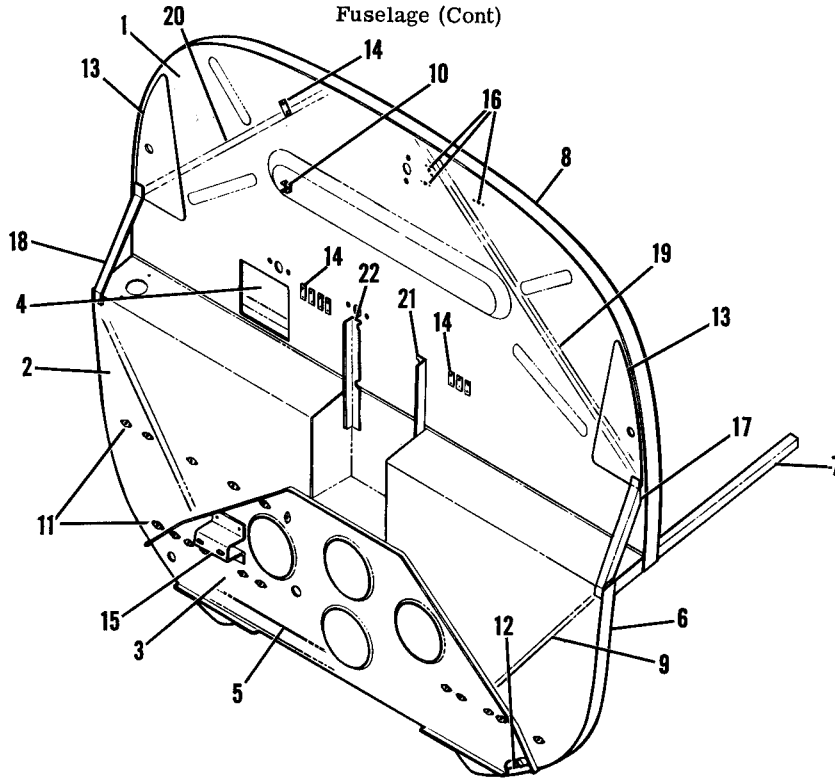
Figure 41. Firewall Assembly

FIGURE AND INDEX NO.	PART NUMBER	DESCRIPTION	UNITS PER ASSY	USABLE ON CODE
		1 2 3 4 5 6 7		
41 -	0553006-200	FIREWALL ASSEMBLY WHEN EXHAUSTED USE 0553006-203 -----	1	A
	0553006-203	FIREWALL ASSEMBLY -----	1	D
- 1	0553006-202	SHEET-LOWER -----	1	
- 2	0513109-4	PAN ASSEMBLY -----	1	
- 3	0553006-201	SHEET-UPPER -----	1	
- 4	0513352-1	PAN-FIREWALL -----	1	
- 5	0513109-64	DUCT ASSEMBLY-HEATER -----	1	
- 6	1253031-3	ADAPTOR-HOSE -----	2	
- 7	0513387-1	PLATE-END COVER -----	2	
- 8	0450286	CLIP -----	1	
- 9	0453003-1	SHOCK MOUNT ASSEMBLY -----	7	
- 9A	0453003-11	SHOCK MOUNT ASSEMBLY FLOATPLANE ONLY -----	2	J
	0453003-12	SHOCK MOUNT ASSEMBLY FLOATPLANE ONLY -----	2	K
	0500044-37	SHIM-MOUNT FLOATPLANE ONLY -----	2	
	0500044-38	SHIM-MOUNT FLOATPLANE ONLY -----	2	
-10	0453003-9	SHOCK MOUNT ASSEMBLY -----	4	
-11	0500044-9	ANGLE-LH -----	1	
-12	0500044-10	ANGLE-RH -----	1	
-13	0500044-23	ANGLE-LH -----	1	
-14	0500044-35	ANGLE-RH -----	1	
-15	0513109-7	ANGLE-LH -----	1	
	0513109-11	ANGLE-RH -----	1	
-16	0513109-12	ANGLE-REINFORCEMENT LH -----	1	
-17	0513109-8	ANGLE-REINFORCEMENT RH -----	1	
-18	0513109-9	ANGLE-LOWER -----	1	
-19	0513109-10	SPACER-ENGINE MOUNT REINFORCEMENT -----	4	
-20	0513109-15	ANGLE-LH -----	1	
	0513109-24	ANGLE-RH -----	1	
-21	0513109-23	ANGLE-UPPER -----	1	
-22	0513109-29	DOUBLER-LH -----	1	
-23	0513109-56	DOUBLER-RH -----	1	
-24	0513109-50	ANGLE -----	2	
-25	0513109-72	REINFORCEMENT -----	1	
-26	0513109-69	ANGLE-LH -----	1	
-27	0513109-70	ANGLE-RH -----	1	
-28	0713757-1	BRACKET -----	1	
-29	1713105-3	SPACER -----	1	
-30	0753000-13	DOUBLER -----	3	
-31	1713110-1	BRACKET ASSEMBLY -----	2	
-32	NAS697A3	NUTPLATE -----	2	
-33	0553007-1	REINFORCEMENT WEU 0553007-2 -----	2	E
	0553007-2	REINFORCEMENT -----	2	F
	AN924-2D	NUT -----	1	
-34	S1863-4	NUTPLATE TIN -----	1	
-35	S1863-3A	NUTPLATE TIN -----	17	
-36	NAS680A4	NUTPLATE -----	2	
-37	NAS697A4	NUTPLATE -----	2	B
-37A	NAS697A4K	NUTPLATE -----	2	C
-38	0513327-1	STIFFENER-LH -----	1	
-39	0513327-2	STIFFENER-RH -----	1	
-40	0553006-4	STIFFENER -----	1	
-41	NAS680A08	NUTPLATE -----	2	
-42	AN832-2D	UNION -----	1	G
	AN960-516	WASHER -----	2	G
	AN924-2D	NUT -----	1	G
-43	1450024-3	UNION -----	1	H
	AN960D616	WASHER -----	2	H
	AN924-3D	NUT -----	1	H

*
*

NOTE. *ITEMS MARKED * ARE SHIPPED AS LOOSE PARTS

- A---172 SERIAL 17256513 THRU 17257959
- B---172 SERIAL 17256513 THRU 17256823
- C---172 SERIAL 17256824 THRU 17263458
F172 SERIAL F17200805 THRU F17201234
- D---172 SERIAL 17257960 THRU 17263458
F172 SERIAL F17200805 THRU F17201234
- E---172 SERIAL 17256513 THRU 17258868
- F---172 SERIAL 17258869 THRU 17263458
F172 SERIAL F17200805 THRU F17201234
- G---172 SERIAL 17256513 THRU 17259043
- H---172 SERIAL 17259044 THRU 17263458
F172 SERIAL F17200805 THRU F17201234
- J---172 SERIAL 17256513 THRU 17261229
- K---172 SERIAL 17261230 THRU 17263458



P172 SERIAL P17257120 THRU P17257188

Figure 42. Firewall Assembly

FIGURE AND INDEX NO.	PART NUMBER	DESCRIPTION	UNITS PER ASSY						USABLE ON CODE	
			1	2	3	4	5	6		7
42 -	0591302-8	FIREWALL ASSEMBLY							1	A
	0591302-11	FIREWALL ASSEMBLY							1	
- 1	0513109-48	SHEET-UPPER							1	
	0513109-54	SHEET-UPPER							1	
- 2	0513109-31	SHEET-LOWER							1	
	0513109-55	SHEET-LOWER							1	
- 3	0513109-72	REINFORCEMENT							1	
- 4	0513109-41	HEATER DUCT ASSEMBLY							1	
- 5	0513109-9	ANGLE-LOWER							1	
- 6	0513109-7	ANGLE-LOWER LH							1	
	0513109-11	ANGLE-LOWER RH							1	
- 7	0513109-15	ANGLE-LH	*						1	
	0513109-24	ANGLE-RH	*						1	
- 8	0513109-23	ANGLE-UPPER							1	
- 9	0513109-12	ANGLE-REINFORCEMENT LH							1	
	0513109-8	ANGLE-REINFORCEMENT RH							1	
-10	0450286	CLIP							1	
-11	S1863-3A	NUT TIN							17	
-12	0513109-10	SPACER-ENGINE MOUNT REINFORCEMENT							4	
-13	0513109-29	DOUBLER-ENGINE MOUNT REINFORCEMENT							2	
-14	0753000-13	DOUBLER							8	
-15	0513129	BRACKET							1	
-16	NAS680A4	NUTPLATE							3	
-17	0513002-11	STIFFENER-LH							1	
	0513327-1	STIFFENER-LH							1	
-18	0513002-12	STIFFENER-RH							1	
	0513327-2	STIFFENER-RH							1	
-19	0500044-23	ANGLE-LH							1	
-20	0500044-11	ANGLE-RH							1	
-21	0500044-9	ANGLE-LH							1	
-22	0500044-10	ANGLE-RH							1	

NOTE. ITEMS MARKED * ARE SHIPPED AS LOOSE PARTS

A---P172 SERIAL P17257120 THRU P17257188
 FP172 SERIAL FP172-0001 THRU FP172-0003

Fuselage (Cont)

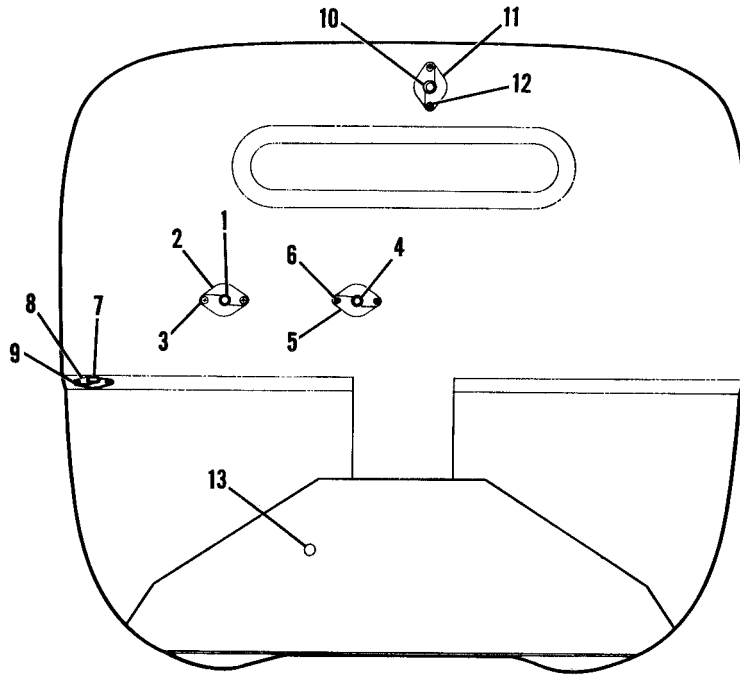
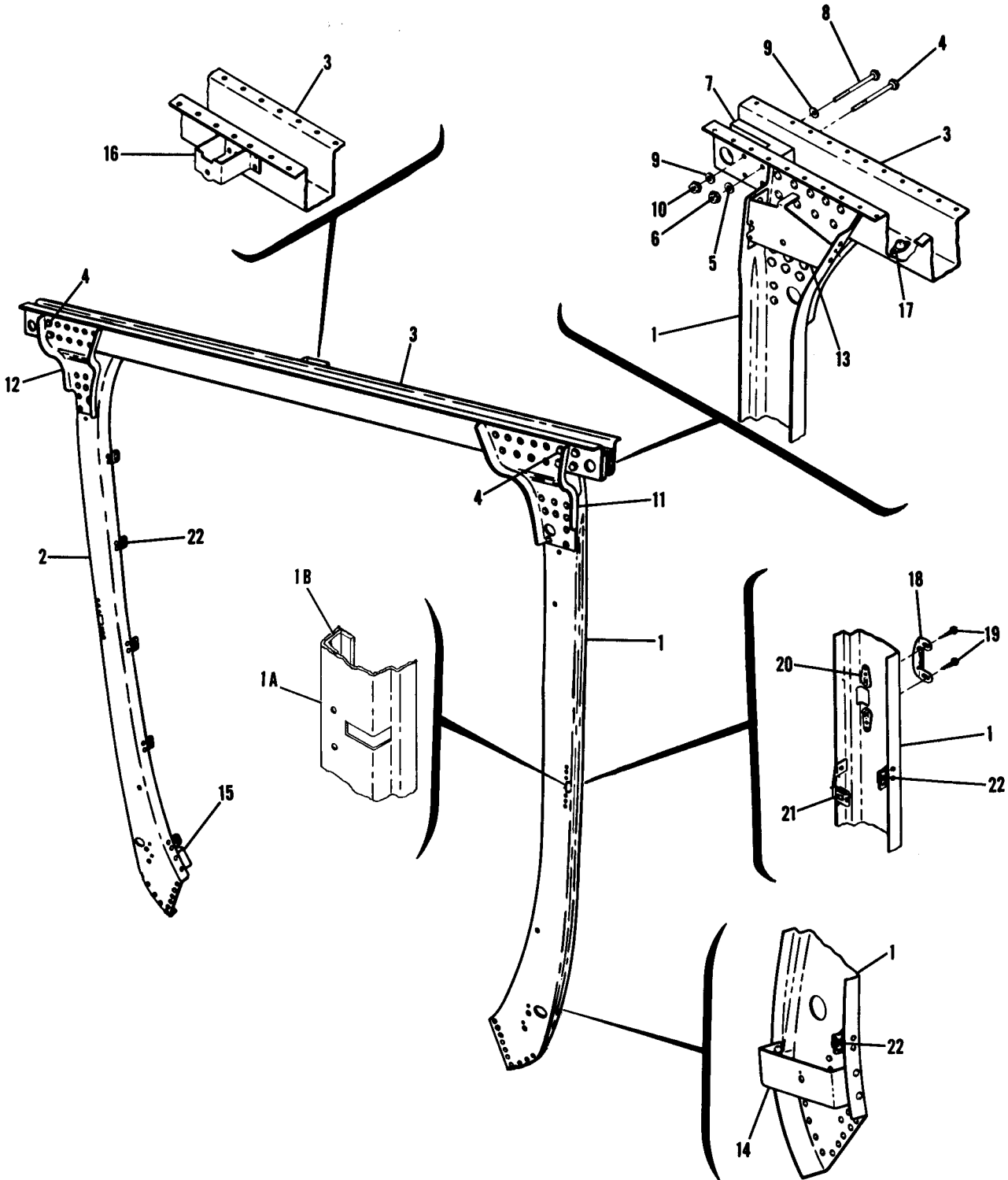


Figure 43. Firewall Grommets Installation

FIGURE AND INDEX NO.	PART NUMBER	DESCRIPTION	UNITS PER ASSY	USABLE ON CODE
43 -		1 2 3 4 5 6 7		
- 1	NAS557-3A	GROMMETS INSTALLATION-FIREWALL -----	NP	
- 2	S1095-1	GROMMET-OIL TEMPERATURE LINE -----	1	
		SHIELD HALF-OIL TEMPERATURE LINE -----	2	
		ATTACHING PARTS		
- 3	S1021Z8-6	SCREW -----	1	
	NAS446-4-3	NUT -----	1	
		---*---		
- 4	NAS557-4A	GROMMET-TACHOMETER SHAFT -----	1	
- 5	S1095-2	SHIELD-TACHOMETER SHAFT -----	2	
		ATTACHING PARTS		
- 6	S1021Z8-6	SCREW -----	1	
	NAS446-4-3	NUT -----	1	
		---*---		
- 7	0713003-51	FAIRLEAD-STARTER CABLE -----	1	A
- 8	S1095-4	SHIELD HALF-STARTER CABLE -----	2	A
		ATTACHING PARTS		
- 9	S1021Z8-6	SCREW -----	1	A
	NAS446-4-3	NUT -----	1	A
		---*---		
-10	NAS557-8A	GROMMET TO ACCOMMODATE 1/2 IN. WIRE BUNDLE -----	1	
	NAS557-10A	GROMMET TO ACCOMMODATE 5/8 IN. WIRE BUNDLE -----	1	
	NAS557-12A	GROMMET TO ACCOMMODATE 3/4 IN. WIRE BUNDLE -----	1	
-11	S1095-4	SHIELD HALF TO ACCOMMODATE 1/2 IN. WIRE BUNDLE -----	2	
	S1095-5	SHIELD HALF TO ACCOMMODATE 5/8 IN. WIRE BUNDLE -----	2	
	S1095-6	SHIELD HALF TO ACCOMMODATE 3/4 IN. WIRE BUNDLE -----	2	
		ATTACHING PARTS		
-12	S1021Z8-6	SCREW -----	1	
	NAS446-4-3	NUT -----	1	
		---*---		
-13	S354-3	GROMMET -----	1	B
	0750032-1	SHIELD -----	1	B
		A---P172 SERIAL P17257120 THRU P17257188 FP172 SERIAL FP172-0001 THRU FP172-0003 B---172 SERIAL 17256513 THRU 17263458		

Fuselage (Cont)

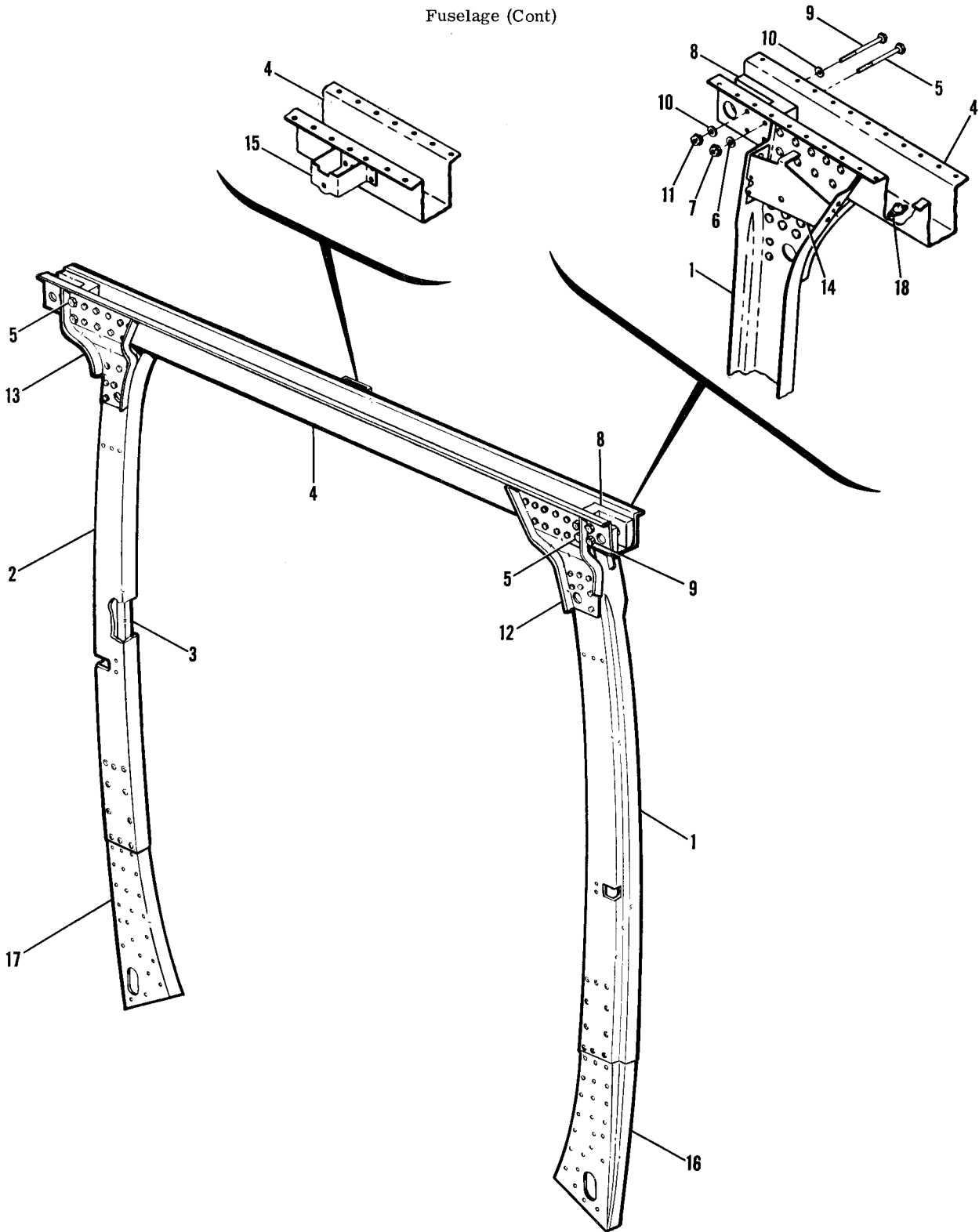


F172 SERIAL F172-0001 THRU F17200754
P172 SERIAL P17257120 THRU P17257188
172 SERIAL 17249545 THRU 17259223

Figure 44. Fuselage Bulkhead Assembly Sta. 65.33

FIGURE AND INDEX NO.	PART NUMBER	DESCRIPTION	UNITS PER ASSY	USABLE ON CODE
		1 2 3 4 5 6 7		
44 -	0512124-44	BULKHEAD ASSEMBLY-FUSELAGE STA 65.33 -----	1	A
	0512124-47	BULKHEAD ASSEMBLY-FUSELAGE STA 65.33 -----	1	B
- 1	0512124-35	CHANNEL-LH -----	1	A
- 1A	0512124-63	CHANNEL-LH -----	1	B
- 1B	0512124-61	DOUBLER-LH -----	1	B
- 2	0512124-36	CHANNEL-RH -----	1	A
	0512124-62	CHANNEL-RH -----	1	B
	0512124-60	DOUBLER-RH -----	1	B
- 3	0512124-43	SPAR-CENTER SECTION -----	1	
		ATTACHING PARTS		
- 4	AN3-20A	BOLT -----	4	
- 5	AN960-10	WASHER -----	8	
- 6	MS21044N3	NUT -----	4	
		---*---		
- 7	0512122	BLOCK-BEARING -----	2	
		ATTACHING PARTS		
- 8	AN3-20A	BOLT -----	2	
- 9	AN960-10	WASHER -----	4	
- 10	MS21044N3	NUT -----	2	
		---*---		
- 11	0512124-8	PLATE-SPLICE LH -----	1	
- 12	0512124-9	PLATE-SPLICE RH -----	1	
- 13	0512139-3	BRACKET-AILERON UPPER PULLEY LH -----	1	
	0512139-2	BRACKET-AILERON UPPER PULLEY RH -----	1	
- 14	0512134	BRACKET-PULLEY LH -----	1	
- 15	0512134-1	BRACKET-PULLEY RH -----	1	
- 16	0512137	BRACKET-PULLEY -----	1	
- 17	NAS682A08	NUT -----	3	
- 18	0411582	STRIKE PLATE -----	2	A
		ATTACHING PARTS		
- 19	AN515-8R8	SCREW -----	2	A
- 20	NAS682A08	NUT EN -----	2	A
		---*---		
- 21	0511185	CLIP -----	2	
- 22	0512150	CLIP -----	10	A
	NAS395-6-3	NUT -----	12	
<p>A---172 SERIAL 17249545 THRU 17253392 F172 SERIAL F172-0001 THRU F172-0179 P172 SERIAL P17257120 THRU P17257188 FP172 SERIAL FP172-0001 THRU FP172-0003</p> <p>B---172 SERIAL 17253393 THRU 17259223 F172 SERIAL F172-0180 THRU F17200754</p>				

Fuselage (Cont)



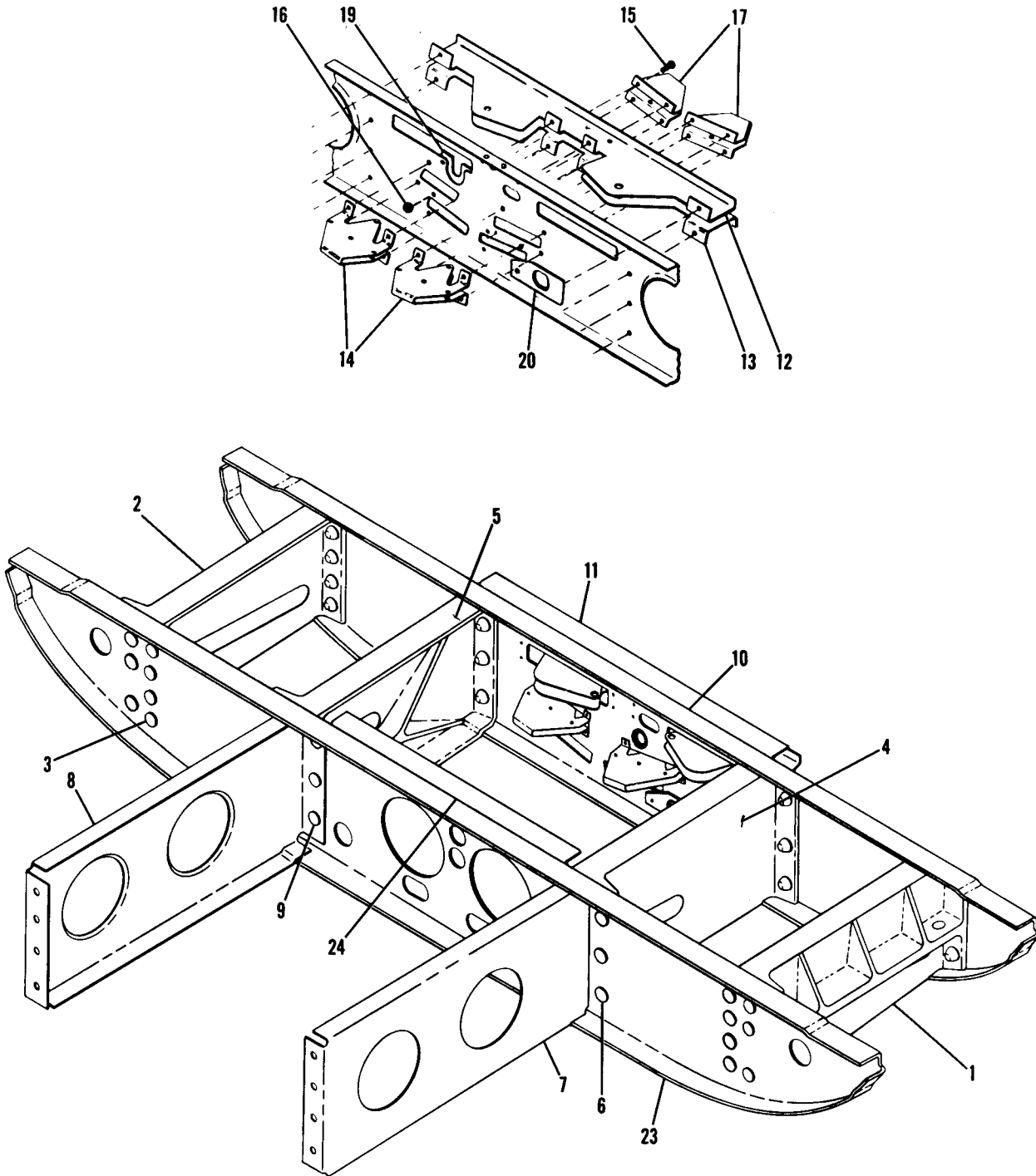
172 SERIAL 17259224 THRU 17263458
F172 SERIAL F17200755 THRU F17201234

Figure 45. Rear Doorpost Bulkhead Assembly



FIGURE AND INDEX NO.	PART NUMBER	DESCRIPTION	UNITS PER ASSY	USABLE ON CODE
		1 2 3 4 5 6 7		
45 -	0512186-1	BULKHEAD ASSEMBLY-FUSELAGE STA. 65.33 -----	1	A
- 1	0512186-5	CHANNEL-LH -----	1	
- 2	0512186-6	CHANNEL-RH -----	1	
	0512186-7	DOUBLER-LH WEU 0512186-13 -----	1	
	0512186-13	DOUBLER-LH -----	1	
- 3	0512186-8	DOUBLER-RH WEU 0512186-12 -----	1	
	0512186-12	DOUBLER-RH -----	1	
- 4	0512124-78	SPAR-CENTER SECTION -----	1	
		ATTACHING PARTS -----		
- 5	AN3-20A	BOLT -----	4	
- 6	AN960-10	WASHER -----	8	
- 7	MS21044N3	NUT -----	4	
		---*---		
- 8	0512122	BLOCK-BEARING -----	2	
		ATTACHING PARTS -----		
- 9	AN3-20A	BOLT -----	2	
-10	AN960-10L	WASHER -----	4	
-11	MS21044N3	NUT -----	2	
		---*---		
-12	0512124-79	BRACE-LH -----	1	
-13	0512124-80	BRACE-RH -----	1	
-14	0512139-3	BRACKET-AILERON UPPER PULLEY LH -----	1	
	0512139-2	BRACKET-AILERON UPPER PULLEY RH -----	1	
-15	0512137	BRACKET-PULLEY -----	1	
-16	0512183-1	DOUBLER-LH -----	1	
-17	0512183-2	DOUBLER-RH -----	1	
-18	NAS682A08	NUTPLATE -----	3	
		 A---172 SERIAL 17259224 THRU 17263458 F172 SERIAL F17200755 THRU 17201234		

Fuselage (Cont)

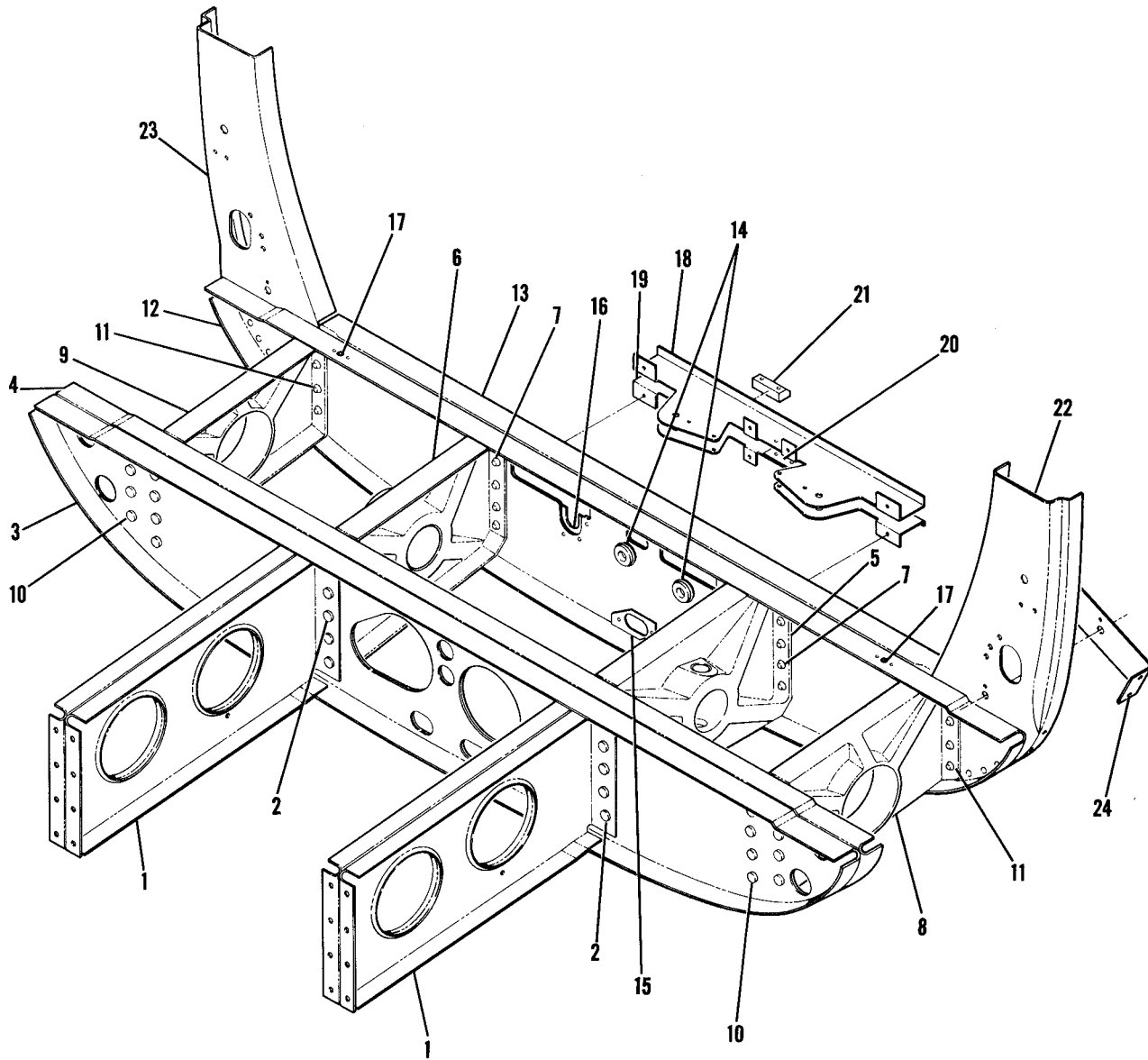


172 SERIAL 17249545 THRU 17259223
P172 SERIAL P17257120 THRU P17257188
F172 SERIAL F172-0001 THRU F17200754
Figure 46. Landing Gear Bulkhead Assembly Sta. 44.00 To 65.33



FIGURE AND INDEX NO.	PART NUMBER	DESCRIPTION							UNITS PER ASSY	USABLE ON CODE
		1	2	3	4	5	6	7		
46 -	0511289-4	BULKHEAD ASSEMBLY-LANDING GEAR STA 44.00 TO 65.33 -----							1	B
- 1	0541121-1	SUPPORT-OUTBOARD LH -----							1	
- 2	0541121-2	SUPPORT-OUTBOARD RH -----							1	
		ATTACHING PARTS								
- 3	NAS178-8-6	RIVET-HI SHEAR -----							12	
	NAS179-8	COLLAR -----							12	
		*-----								
- 4	0541122-1	SUPPORT-INBOARD LH -----							1	
- 5	0541122-2	SUPPORT-INBOARD RH -----							1	
		ATTACHING PARTS								
- 6	NAS178-8-6	RIVET-HI SHEAR -----							9	
	NAS179-8	COLLAR -----							9	
		*-----								
- 7	0511288-1	BULKHEAD-LH -----							1	
- 8	0511288-2	BULKHEAD-RH -----							1	
		ATTACHING PARTS								
- 9	NAS178-8-7	RIVET-HI SHEAR -----							3	
	NAS179-8	COLLAR -----							3	
		*-----								
-10	0511287	BULKHEAD-LANDING GEAR STA 65.33 -----							1	
-11	0511289-2	ANGLE-BULKHEAD REINFORCEMENT -----							1	
-12	0512132-15	BRACKET ASSEMBLY-AILERON PULLEY UPPER -----							1	
-13	0512132-17	BRACKET ASSEMBLY-AILERON PULLEY LOWER -----							1	
-14	0512128	*	BRACKET-FLAP PULLEY -----					2	A	
			ATTACHING PARTS							
-15	AN515-10R7	*	SCREW -----					4	A	
-16	MS21044V3	*	NUT -----					4	A	
			*-----							
-17	0512129	*	BRACKET-FLAP PULLEY -----					2	A	
-18			DELETED NEVER USED -----							
-19	0512152		RUB STRIP -----					1		
-20	0512124-15		FAIRLEAD -----					1		
-21			DELETED NEVER USED -----							
-22			DELETED NEVER USED -----							
-23	0511281		BULKHEAD-LANDING GEAR STA. 56.70 -----					1		
-24	0511289-3		ANGLE-BULKHEAD REINFORCEMENT -----					1		
<p>NOTE. *THESE PARTS ARE NOT USED ON AIRCRAFT HAVING ELECTRIC FLAPS</p> <p>A---172 SERIAL 17248735 THRU 17251822 B---172 SERIAL 17249545 THRU 17259223 P172 SERIAL P17257120 THRU P17257188 F172 SERIAL F172-0001 THRU F17200754 FP172 SERIAL FP172-0001 THRU FP172-0003</p>										

Fuselage (Cont)



172 SERIAL 17259224 THRU 17263458
F172 SERIAL F17200755 THRU F17201234
Figure 47. Landing Gear Bulkhead Assembly Sta. 44.00 To 65.33

FIGURE AND INDEX NO.	PART NUMBER	DESCRIPTION	UNITS PER ASSY	USABLE ON CODE
		1 2 3 4 5 6 7		
47 -	0511794-1	BULKHEAD ASSEMBLY-LANDING GEAR STA 44.00 TO 65.33 -----	1	A
- 1	0511777-1	BULKHEAD ASSEMBLY-LANDING GEAR STA 44.00 TO 56.70 -----	2	
		ATTACHING PARTS -----		
- 2	NAS178-8-9	PIN -----	10	
	NAS1428-9	PIN ALTERNATE -----	10	
	NAS179-8	COLLAR -----	10	
	NAS1080C8	COLLAR ALTERNATE -----	10	
		---*---		
- 3	0511795-1	BULKHEAD ASSEMBLY-LANDING GEAR STA 56.70 -----	1	
	0511795-3	BULKHEAD-FORWARD STA 56.70 -----	1	
- 4	0511795-2	BULKHEAD-AFT STA 56.70 -----	1	
- 5	0541195-5	LANDING GEAR SUPPORT-INBOARD LH -----	1	
- 6	0541195-6	LANDING GEAR SUPPORT-INBOARD RH -----	1	
		ATTACHING PARTS -----		
- 7	NAS178-8-8	PIN -----	9	
	NAS1428-8	PIN ALTERNATE -----	9	
	NAS179-8	COLLAR -----	9	
	NAS1080C8	COLLAR ALTERNATE -----	9	
		---*---		
	0512124-15	FAIRLEAD USED ON 0511795-1 ONLY -----	1	
- 8	0541196-1	LANDING GEAR SUPPORT-OUTBOARD LH -----	1	
- 9	0541196-2	LANDING GEAR SUPPORT-OUTBOARD RH -----	1	
		ATTACHING PARTS -----		
-10	NAS178-8-8	PIN -----	8	
	NAS1428-8	PIN ALTERNATE -----	8	
	NAS179-8	COLLAR -----	8	
	NAS1080C8	COLLAR ALTERNATE -----	8	
-11	NAS178-8-10	PIN -----	9	
	NAS1428-8	PIN ALTERNATE -----	9	
	NAS179-8	COLLAR -----	9	
	NAS1080C8	COLLAR ALTERNATE -----	9	
		---*---		
	0511796-1	BULKHEAD ASSEMBLY-LANDING GEAR STA 65.33 -----	1	B
		WEU 0511796-7 -----		
	0511796-7	BULKHEAD ASSEMBLY-LANDING GEAR STA 65.33 -----	1	C
-12	0511796-3	BULKHEAD-FORWARD STA 65.33 WEU 0511796-9 -----	1	B
	0511796-9	BULKHEAD-FORWARD STA 65.33 -----	1	C
-13	0511796-2	BULKHEAD-AFT STA 65.33 WEU 0511796-8 -----	1	B
	0511796-8	BULKHEAD-AFT STA 65.33 -----	1	C
-14	S338-7	FAIRLEAD HALF -----	4	
		ATTACHING PARTS -----		
	S339-P2	CLIP -----	1	
		---*---		
-15	0511807-1	FAIRLEAD -----	1	
-16	0511808-1	RUB STRIP -----	1	
-17	NAS680A4	NUTPLATE -----	2	
-18	0512132-11	BRACKET ASSEMBLY-AILERON PULLEY UPPER WEU 0512132-15 -----	1	B
	0512132-15	BRACKET ASSEMBLY-AILERON PULLEY UPPER -----	1	C
	0512132-4	FAIRLEAD -----	1	
-19	0512132-10	BRACKET ASSEMBLY-AILERON PULLEY LOWER WEU 0512132-17 -----	1	B
	0512132-17	BRACKET ASSEMBLY-AILERON PULLEY LOWER -----	1	C
-20	0512132-4	FAIRLEAD -----	1	
-21	0512132-5	FAIRLEAD -----	1	
-22	0512187-1	CHANNEL-BULKHEAD LH -----	1	
-23	0512187-2	CHANNEL-BULKHEAD RH -----	1	
-24	0512134-2	BRACKET-PULLEY LH -----	1	
	0512134-3	BRACKET-PULLEY RH -----	1	
<p>A---172 SERIAL 17259224 THRU 17263458 F172 SERIAL F17200755 F17201234 B---172 SERIAL 17259224 THRU 17259884 F172 SERIAL F17200750 THRU F17200804 C---172 SERIAL 17259885 THRU 17263458 F172 SERIAL F17200805 THRU F17201234</p>				

Fuselage (Cont)

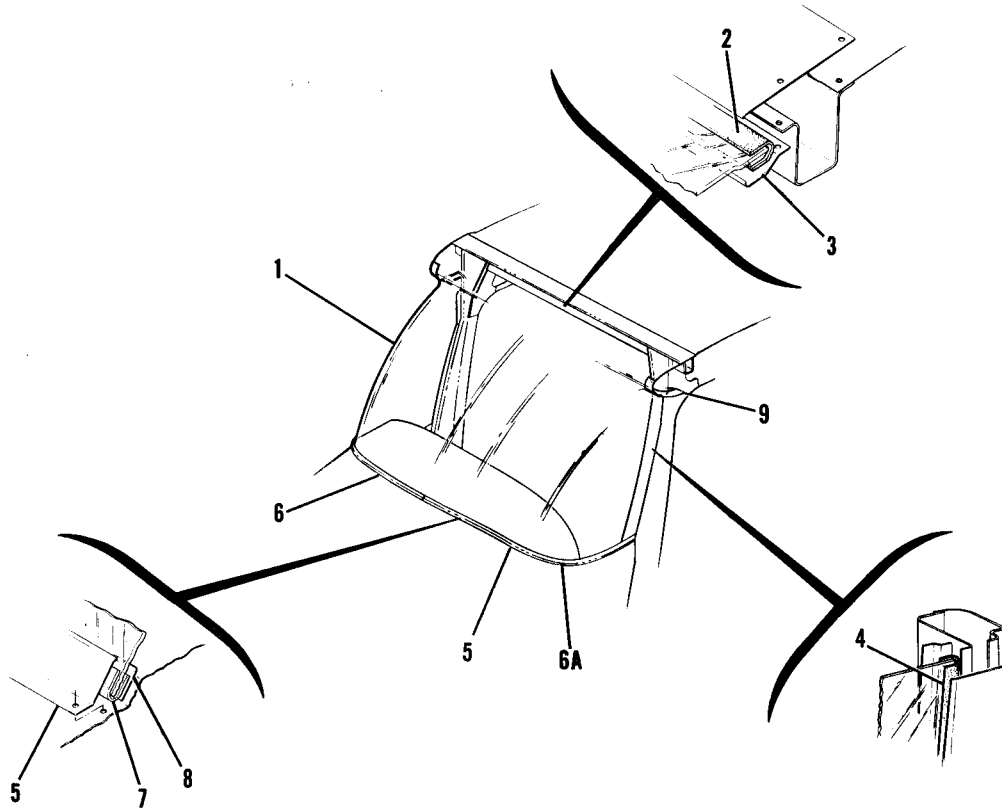


Figure 48. Windshield Installation

FIGURE AND INDEX NO.	PART NUMBER	DESCRIPTION	UNITS PER ASSY	USABLE ON CODE
48 -		1 2 3 4 5 6 7		
-		WINDSHIELD INSTALLATION -----	NP	
- 1	0513230-10	WINDSHIELD ASSEMBLY -----	1	A
	0513230-12	WINDSHIELD ASSEMBLY -----	1	B
	0513230-14	WINDSHIELD ASSEMBLY -----	1	C
- 2	S1389-4	SEAL-FELT 46.50 IN LG BULK ITEM REF S1389-4-46.50 -----	AR	
- 3	0513312-1	RETAINER-WINDSHIELD TOP -----	1	
- 4	S1389-1	SEAL-FELT 18.50 IN LG BULK ITEM REF S1389-1-18.50 -----	AR	
- 5	0513230-3	RETAINER-OUTSIDE LH WHEN EXHAUSTED USE 0513230-18 -----	1	
- 6	0513230-4	RETAINER-OUTSIDE RH WHEN EXHAUSTED USE 0513230-18 -----	1	
- 6A	0513230-18	RETAINER-OUTSIDE ONE PIECE -----	1	
- 7	S1389-2	SEAL-FELT 76.50 IN LG BULK ITEM REF S1389-2-76.50 -----	AR	
- 8	0513230-5	RETAINER-INSIDE LH -----	1	A
	0513230-6	RETAINER-INSIDE RH -----	1	A
- 9	0413530-1	COVER-WINDSHIELD UPPER EDGE -----	1	D
		A---172 SERIAL 17249545 THRU 17250572 F172 SERIAL F172-0001 THRU F172-0018 P172 SERIAL P17257120 THRU P17257188 FP172 SERIAL FP172-0001 THRU FP172-0003		
		B---172 SERIAL 17250573 THRU 17263458 F172 SERIAL F172-0019 THRU F17201234		
		C---172 SERIAL 17255289 THRU 17263458		
		D---172 SERIAL 17260359 THRU 17263458 F172 SERIAL F1720880 THRU F17201234		



FIGURE AND INDEX NO.	PART NUMBER	DESCRIPTION	UNITS PER ASSY	USABLE ON CODE
49 -	0512030-200	FUSELAGE ASSEMBLY-AFT SECTION -----	1	E
	0512030-201	FUSELAGE ASSEMBLY-AFT SECTION -----	1	B
	0512030-202	FUSELAGE ASSEMBLY-AFT SECTION CLEAR GLASS ONLY -----	1	K
	0512100-200	FUSELAGE ASSEMBLY-AFT SECTION CLEAR GLASS ONLY -----	1	U
	0512100-205	FUSELAGE ASSEMBLY-AFT SECTION CLEAR GLASS ONLY -----	1	AC
		FUSELAGE ASSEMBLY-AFT SECTION -----	NP	X
- 1	SEE FIG 44	BULKHEAD ASSEMBLY-FUSELAGE AFT SECTION STA 65.33 -----	1	S
	SEE FIG 45	BULKHEAD ASSEMBLY-FUSELAGE AFT SECTION STA 65.33 -----	1	T
- 1A	0511262-1	ROTARY CLUTCH ASSEMBLY-LH -----	1	F
	0511262-2	ROTARY CLUTCH ASSEMBLY-RH -----	1	F
		ATTACHING PARTS -----		
- 1B	AN525-10R8	SCREW -----	2	F
	AN960-10	WASHER -----	2	F
	MS21044N3	NUT -----	2	F
		---*---		
- 1C	0512192-1	BUMPER-DOOR LATCH -----	2	AF
- 2	SEE FIG 52	TAILCONE ASSEMBLY-AFT -----	1	
- 2A	SEE FIG 51	EXTENDED BAGGAGE INSTALLATION -----	1	AF
- 3	0512100-3	SKIN-LH WEU 0512100-21 -----	1	V
- 4	0512100-4	SKIN-RH WEU 0512100-21 -----	1	V
	0512100-21	SKIN-REAR SADDLE ONE PIECE -----	1	AB
	0512100-26	SKIN-REAR SADDLE ONE PIECE -----	1	X
- 5	0512030-5	SKIN-LH -----	1	K
- 5A	0512100-11	SKIN-LH -----	1	L
- 6	0512030-6	SKIN-RH -----	1	K
	0512100-12	SKIN-RH -----	1	L
- 7	0512100-5	SKIN-LH -----	1	S
	0512100-19	SKIN-LH -----	1	T
- 8	0512100-6	SKIN-RH -----	1	S
	0512100-20	SKIN-RH -----	1	T
- 9	0512100-7	SKIN-LH -----	1	
-10	0512100-8	SKIN-RH -----	1	
-11	0512100-13	SKIN-LH -----	1	
-12	0512100-14	SKIN-RH -----	1	
-13	0512030-13	WINDOW-SIDE LH -----	1	M
	0512180-5	WINDOW-SIDE LH -----	1	L
	0512030-23	WINDOW-SIDE LH TINTED -----	1	J
	0512180-7	WINDOW-SIDE LH TINTED -----	1	N
-14	0512030-14	WINDOW-SIDE RH -----	1	M
	0512180-6	WINDOW-SIDE RH -----	1	L
	0512030-24	WINDOW-SIDE RH TINTED -----	1	J
	0512180-8	WINDOW-SIDE RH TINTED -----	1	N
-15	S1166-1	SEAL-WINDOW 69.00 IN LG BULK ITEM -----	2	
		REF S1166-1-69.00 -----		
-16	0512100-9	WINDOW-REAR -----	1	
	0512030-25	WINDOW-REAR TINTED -----	1	P
-17	S1389-2	SEALER-REAR WINDOW -----	2	
-18	S1389-3	SEALER-REAR WINDOW -----	2	
-19	S1389-1	SEALER-REAR WINDOW -----	1	
-20	0512036-1	STIFFENER -----	1	U
	0512036-3	STIFFENER -----	1	T
-21	0512021-1	BRACE-LH -----	1	S
	0512021-3	BRACE-LH -----	1	T
-21A	0512181-1	BRACKET-WINDOW MOULDING LH -----	1	
	0512181-2	BRACKET-WINDOW MOULDING RH -----	1	
-22	0512021-2	BRACE-RH -----	1	S
-22A	0512021-4	BRACE-RH -----	1	T
-22B	0512188-2	GUSSET ASSEMBLY-RH -----	1	T
	0512188-1	GUSSET ASSEMBLY-LH -----	1	T
-22C	NAS680A4	NUTPLATE -----	1	T
-23	0512022-1	STRINGER ASSEMBLY-UPPER CENTER LINE -----	1	
-24	0512022-3	PLATE -----	1	
-25	NAS680A3K	NUTPLATE -----	7	
-26	0512023-1	CHANNEL-LH -----	1	
-27	0512023-2	CHANNEL-RH -----	1	
-28	0512023-5	CHANNEL ASSEMBLY-LH -----	1	
	NAS697A08K	NUT PLATE -----	1	
-29	0512023-4	CHANNEL-RH -----	1	
-30	0512026-1	BULKHEAD ASSEMBLY-FUSELAGE STA. 90 -----	1	G
	0512026-6	BULKHEAD ASSEMBLY-FUSELAGE STA 90 -----	1	H
	0512026-10	BULKHEAD ASSEMBLY-FUSELAGE STA 90.0 -----	1	T
-31	0512028-1	STIFFENER-LH -----	1	
-32	0512028-2	STIFFENER-RH -----	1	
	0512029-7	STRINGER ASSEMBLY-AFT CABIN TOP LH -----	1	S
	0512029-1	STRINGER ASSEMBLY-AFT CABIN TOP RH -----	1	T
-32A	0512190-1	CLIP-SHOULDER HARNESS ATTACH -----	2	T

CONTINUED ON NEXT PAGE

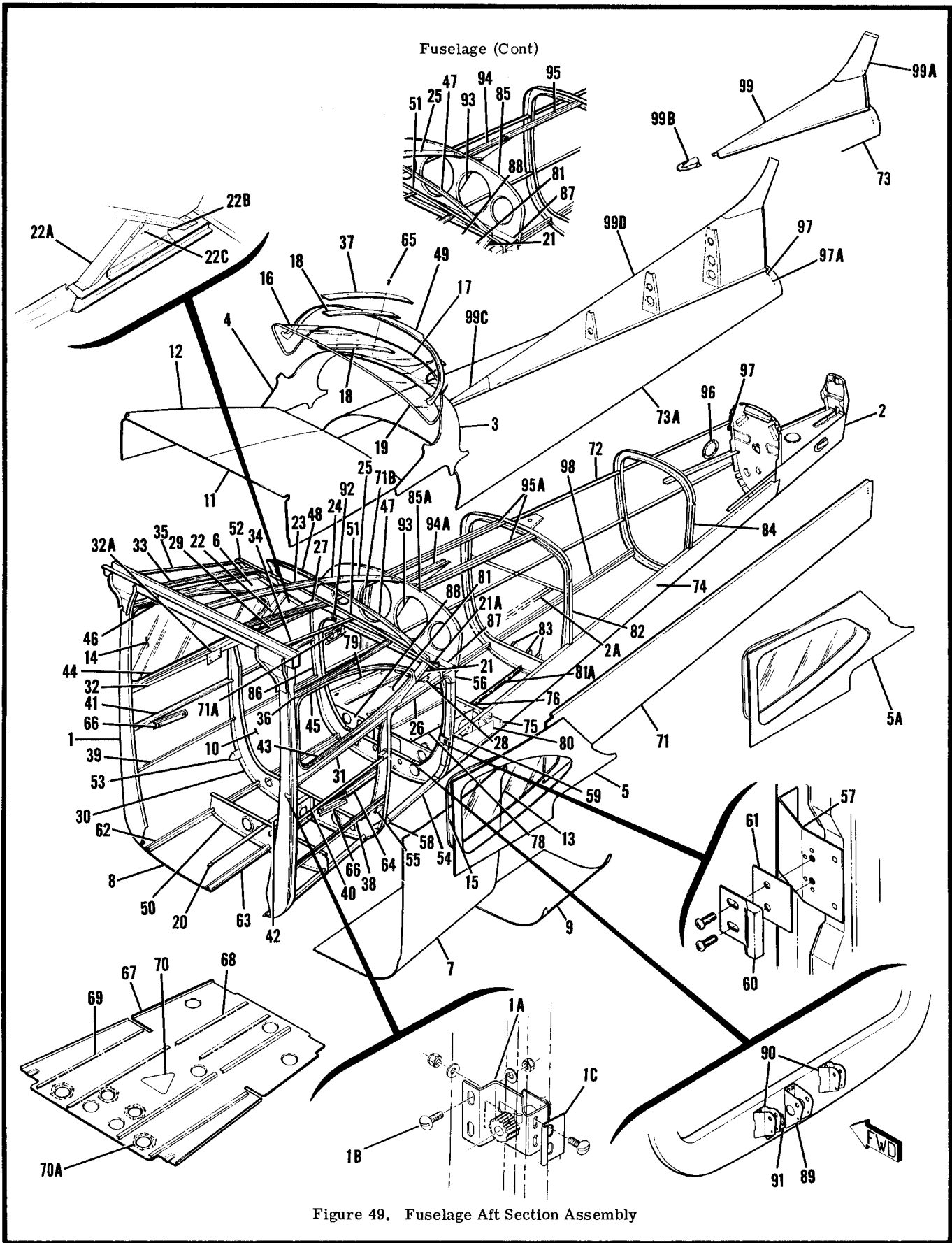


Figure 49. Fuselage Aft Section Assembly

FIGURE AND INDEX NO.	PART NUMBER	DESCRIPTION	UNITS PER ASSY	USABLE ON CODE
		1 2 3 4 5 6 7		
49 -33	0512029-8	STRINGER ASSEMBLY-AFT CABIN TOP RH -----	1	S
	0512029-2	STRINGER ASSEMBLY-AFT CABIN TOP RH -----	1	T
	0411680	HANGER-HEADLINER -----	2	
-34	0512029-3	STRINGER-LH -----	1	
-35	0512029-4	STRINGER-RH -----	1	
-36	0512029-9	STRINGER-LH -----	1	S
	0512029-5	STRINGER-LH -----	1	T
	0512029-10	STRINGER-RH -----	1	S
	0512029-6	STRINGER-RH -----	1	T
-37	0512032-1	RETAINER ASSEMBLY WHEN EXHAUSTED USE 0512032-4 -----	1	Q
	0512032-4	RETAINER ASSEMBLY -----	1	R
-38	0512037-1	STRINGER-LH -----	1	S
	0512037-5	STRINGER-LH -----	1	T
-39	0512037-1	STRINGER-RH -----	1	S
	0512037-6	STRINGER-RH -----	1	T
-40	0512037-3	STRINGER-LH -----	1	
-41	0512037-4	STRINGER-RH -----	1	
-42	0512025-1	BULKHEAD ASSEMBLY-STA 80 TO 90 -----	1	S
	NAS697A4	NUTPLATE -----	1	S
	0512189-1	BULKHEAD ASSEMBLY-STA 80 TO 90 -----	1	T
	NAS697A4	NUTPLATE -----	2	T
-43	0512038-1	RETAINER-LH LOWER -----	1	K
	0512177-1	RETAINER-LH LOWER -----	1	L
-44	0512038-2	RETAINER-RH LOWER -----	1	K
	0512177-2	RETAINER-RH LOWER -----	1	L
-45	0512038-3	RETAINER-LH UPPER -----	1	K
	0512178-1	RETAINER-LH UPPER FWD -----	1	L
	0512176-1	RETAINER-LH UPPER AFT -----	1	L
-46	0512038-4	RETAINER-RH UPPER -----	1	K
	0512178-2	RETAINER-RH UPPER FWD -----	1	L
	0512176-2	RETAINER-RH UPPER AFT -----	1	L
-47	0512040-1	RETAINER-LH -----	1	
-48	0512040-2	RETAINER-RH -----	1	
-49	0512040-3	RETAINER-REAR WINDOW -----	1	AD
	0512040-4	RETAINER-REAR WINDOW -----	1	AE
-50	0512024-1	BULKHEAD -----	1	
	0512024-3	BULKHEAD ASSY FLOATPLANE ONLY -----	1	W
-51	0512020-1	BULKHEAD-LH -----	1	K
	0512020-3	BULKHEAD-LH -----	1	L
-52	0512020-2	BULKHEAD-RH -----	1	K
	0512020-4	BULKHEAD-RH -----	1	L
-53	0711084-7	PLATE ASSEMBLY-ANCHOR LH -----	1	
	0711084-8	PLATE ASSEMBLY-ANCHOR RH -----	1	
-54	0711101-8	JAMB-BAGGAGE DOOR LOWER -----	1	
-55	0711101-10	BRACKET-LOWER HINGE -----	1	
	0711101-11	BRACKET-UPPER HINGE -----	1	
-56	0711101-36	GUSSET-BAGGAGE DOOR UPPER -----	1	
	0711101-43	GUSSET-BAGGAGE DOOR LOWER -----	1	
-57	0711101-37	REINFORCEMENT ASSEMBLY-STRIKE WEU 0512066-1 -----	1	AG
	0512066-1	BRACKET ASSY-STRIKE -----	1	AH
	NAS684A08	NUTPLATE -----	2	
-58	0711101-35	STOP-BAGGAGE DOOR FORWARD -----	1	
-59	0711101-34	STOP-BAGGAGE DOOR AFT -----	1	
-60	0311319-1	PLATE-STRIKE -----	1	
-61	0311319-2	SHIM-STRIKE PLATE -----	1	
		ATTACHING PARTS -----		
	AN515-8R6	SCREW -----	2	
		---*---		
	0512039-1	STRINGER-LH -----	1	S
	0512039-7	STRINGER LH -----	1	T
-62	0512039-2	STRINGER-RH -----	1	S
	0512039-8	STRINGER RH -----	1	T
-63	0512039-3	STRINGER -----	1	S
	0512039-6	STRINGER -----	1	T
-64	0512039-4	STRINGER -----	1	
-65	AN509-10R10	SCREW -----	5	Q
	AN525-10R10	SCREW -----	5	R
-66	0500229-2	SUPPORT-REAR ARM REST -----	2	
	1717034-1	BRACKET ASSY-ARMREST -----	1	
	NAS680A3	NUTPLATE -----	1	
-67	0512034-1	FLOORBOARD ASSEMBLY -----	1	S
	0512034-7	FLOORBOARD ASSEMBLY -----	1	T
	0512034-9	FLOORBOARD ASSEMBLY FLOATPLANE ONLY -----	1	W
-68	0512107-13	STIFFENER -----	3	

CONTINUED ON NEXT PAGE

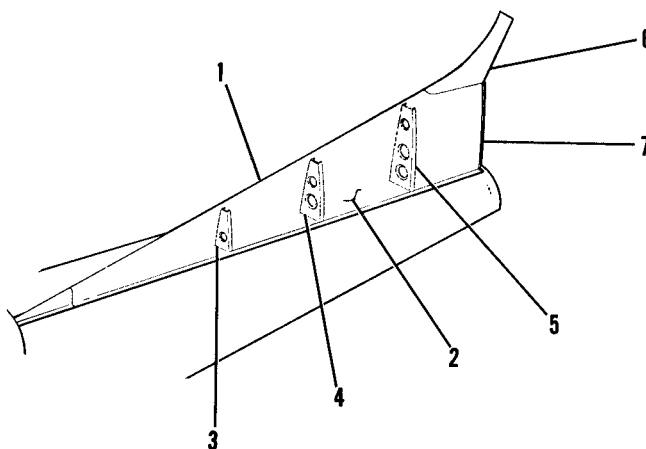
FIGURE AND INDEX NO.	PART NUMBER	DESCRIPTION	UNITS PER ASSY	USABLE ON CODE		
					1	2
49 -69	0512107-12	STIFFENER -----	4	S		
	0512034-42	STIFFENER -----	4	T		
-70	0512033	PLATE -----	1	S		
	0512033-2	PLATE -----	1	T		
-70A	S1209-1	DOUBLER FLOATPLANE ONLY -----	4	W		
-71	0512010-3	SKIN-LH -----	1	A		
	0512010-9	SKIN-LH -----	1	B		
-71A	1260474-1	BRACKET-ELT -----	1	AE		
-71B	0512010-24	STIFFENER-RH -----	1	AE		
-72	0512010-4	SKIN-RH -----	1	A		
	0512010-8	SKIN-RH -----	1	B		
-73	0512010-5	SKIN-TOP -----	1	Y		
-73A	0512010-19	SKIN-TOP -----	1	X		
-74	0512010-21	SKIN-BOTTOM -----	1			
	0512015-2	BULKHEAD ASSEMBLY -----	1			
-75	0512015-7	BULKHEAD-LH -----	1			
	0512015-8	BULKHEAD-RH -----	1			
-76	0512015-11	ANGLE -----	1			
	NAS680A3	NUTPLATE -----	4			
-77		DELETED-NOT USED -----				
-78	0512015-3	BULKHEAD ASSEMBLY -----	1			
	NAS680A3	NUTPLATE -----	3			
-79	0512015-4	ANGLE ASSEMBLY -----	1			
	NAS680A3	NUTPLATE -----	3			
-80	0512015-12	BULKHEAD ASSEMBLY -----	1	B		
	NAS680A4	NUTPLATE -----	1			
-81	0512017-1	SHELF-RADIO -----	1			
		ATTACHING PARTS -----				
	NAS520-10R6	SCREW -----	14			
		---*---				
-81A	0512060-1	STRINGER -----	1			
-82	0512016-1	BULKHEAD ASSEMBLY-STA 142.00 WEU 0512016-5 -----	1	Y		
	0512016-5	BULKHEAD ASSEMBLY-STA 142.00 -----	1	X		
-83	0512160-3	BRACKET -----	3			
		ATTACHING PARTS -----				
	AN520-10R7	SCREW -----	1			
	MS21044V3	NUT -----	1			
		---*---				
-84	0512016-3	BULKHEAD-STA. 178.00 -----	1			
	0512016-7	BULKHEAD-STA. 178.00 FLOATPLANE ONLY -----	1			
-85	0512012-1	BULKHEAD-CANTED STA 108.00 WEU 0512012-2 -----	1	Y		
-85A	0512012-2	BULKHEAD-CANTED STA 108.00 -----	1	X		
-86	0512011-1	BULKHEAD ASSEMBLY-STA 108.00 -----	1			
-87	0512019-1	ANGLE -----	1			
-88	0512015-1	BULKHEAD ASSEMBLY -----	1			
	NAS680A3	NUTPLATE -----	4			
-89	0510164	BRACKET-PULLEY -----	1			
-90	0412467	BRACKET-PULLEY -----	1			
-91	0512160-2	BRACKET-PULLEY -----	2			
		ATTACHING PARTS -----				
	AN3-3A	BOLT -----	1			
	MS21044V3	NUT -----	1			
		---*---				
-92	0512045-3	BRACKET ASSEMBLY-BAGGAGE NET -----	2			
	MS21044V3	NUTPLATE -----	1			
-93	0512013-2	BRACKET ASSEMBLY-STRINGER STA 108.00 -----	1	S		
	NAS680A3	NUTPLATE -----	2	S		
	0512013-1	BRACKET-STRINGER STA 108.00 -----	1	T		
-94	0512014-1	BRACKET-STRINGER -----	1	Y		
-94A	0512014-2	BRACKET-STRINGER -----	1	X		
-95	0512018-1	STRINGER -----	1	Y		
-95A	0512059-1	STRINGER -----	2	X		
-96	S237-2	DOUBLER -----	1			
-97	S1863-3A	NUT -----	2			
-97A	S1862-2A	NUT -----	2			
-98	0512041-4	STRINGER-RH -----	1	B		
	0512041-7	STRINGER-LH -----	1	B		
	0512041-4	STRINGER-RH -----	1	T		
	0512041-5	STRINGER-LH -----	1	T		

CONTINUED ON NEXT PAGE

FIGURE AND INDEX NO.	PART NUMBER	DESCRIPTION	UNITS PER ASSY	USABLE ON CODE	
49 -99 -99A -99B -99C -99D	0531006-1	DORSAL ASSEMBLY	1	C	
	0531006-72 *	DORSAL ASSEMBLY WHEN EXHAUSTED USE 0531006-72 -----	1	U	
	0531006-76	DORSAL ASSEMBLY -----	1	Z	
	S1366-1	CHANNEL-VINYL 8.00 IN LG BULK ITEM -----	1	C	
	S1611-1	REF S-1366-1-800 CHANNEL-VINYL 18.00 IN LG BULK ITEM -----	1		
	S1611-1	REF S1611-1-18.00 SEAL-VINYL 6 IN LG BULK ITEM REF S1611-1-16.00	2		
	0531012-1	FAIRING -----	1	Z	
	0731605-3	FAIRING -----	1	D	
	0531020-1	FAIRING -----	1	X	
	SEE FIG 50	DORSAL ASSY -----	1	X	
	NOTE. *WHEN ORDERING THIS PART FOR AIRCRAFT PRIOR TO SERIAL 17252425, F172-0160, P17257188 OR FP172-0003, ALSO ORDER 0731605-3 FAIRING.				
	A---172 SERIAL 17249545 THRU 17263458 F172 SERIAL F172-0001 THRU F17201234 B---P172 SERIAL P17257120 THRU P17257188 FP172 SERIAL FP172-0001 THRU FP172-0003 C---172 SERIAL 17249545 THRU 17252424 F172 SERIAL F172-0001 THRU F172-0159 P172 SERIAL P17257120 THRU P17257188 FP172 SERIAL FP172-0001 THRU FP172-0003 D---172 SERIAL 17252425 THRU 17259903 F172 SERIAL F172-0160 THRU F17201234 E---172 SERIAL 17249545 THRU 17253392 F172 SERIAL F172-0001 THRU F172-0179 F---172 SERIAL 17253392 THRU 17263458 F172 SERIAL F172-0180 THRU F17201234 G---172 SERIAL 17249545 THRU 17255794 F172 SERIAL F172-0001 THRU F172-0479 H---172 SERIAL 17255795 THRU 17259223 F172 SERIAL F172-0480 THRU F17200754 J---172 SERIAL 17255289 THRU 17257161 K---172 SERIAL 17253393 THRU 17257161 F172 SERIAL F172-0180 THRU F172-0559 L---172 SERIAL 17257162 THRU 17263458 F172 SERIAL F172-0560 THRU F17201234 M---172 SERIAL 17249545 THRU 17257161 F172 SERIAL F172-0001 THRU F172-0559 N---172 SERIAL 17257162 THRU 17263458 U---172 SERIAL 17252425 THRU 17257161 F172 SERIAL F172-0160 THRU F172-0559 P---172 SERIAL 17255289 THRU 17263458 Q---172 SERIAL 17249545 THRU 17258130 F172 SERIAL F172-0001 THRU F172-0654 R---172 SERIAL 17258131 THRU 17263458 F172 SERIAL F17200655 THRU F17201234 S---172 SERIAL 17249545 THRU 17259223 F172 SERIAL F172-0001 THRU F17200754 T---172 SERIAL 17259224 THRU 17263458 F172 SERIAL F17200755 THRU F17201234				
	CONTINUED ON NEXT PAGE				

FIGURE AND INDEX NO.	PART NUMBER	DESCRIPTION	UNITS PER ASSY	USABLE ON CODE
49 -		<p>1 2 3 4 5 6 7</p> <p>U---172 SERIAL 17257162 THRU 17259223 F172 SERIAL F172-0560 THRU F17200754</p> <p>V---172 SERIAL 17249545 THRU 17259780 F172 SERIAL F172-0001 THRU F1720829 P172 SERIAL P17257120 THRU P17257188 FP172 SERIAL FP172-0001 THRU FP172-0003</p> <p>W---172 SERIAL 17260759 THRU 17263458</p> <p>X---172 SERIAL 17259904 THRU 17263458</p> <p>Y---172 SERIAL 17249545 THRU 17259903 F172 SERIAL F172-0001 THRU F17201234</p> <p>Z---172 SERIAL 17257162 THRU 17259903 F172 SERIAL F172-0560 THRU F17201234</p> <p>AA---DELETED</p> <p>AB---172 SERIAL 17259781 THRU 17259903 F172 SERIAL F17200830 THRU F17201234</p> <p>AC---172 SERIAL 17259224 THRU 17259903 F172 SERIAL F17200755 THRU F17201234</p> <p>AD---172 SERIAL 17249545 THRU 17259903 F172 SERIAL F172-0001 THRU F17200804</p> <p>AE---172 SERIAL 17259904 THRU 17203458 F172 SERIAL F17200805 THRU F17201234</p> <p>AF---172 SERIAL 17261899 THRU 17263458 F172 SERIAL F17201035 THRU F17201234</p> <p>AG---172 SERIAL 17249545 THRU 17263409 F172 SERIAL 172-0001 THRU F17201234</p> <p>AH---172 SERIAL 17263410 THRU 17263458</p>		

Fuselage (Cont)

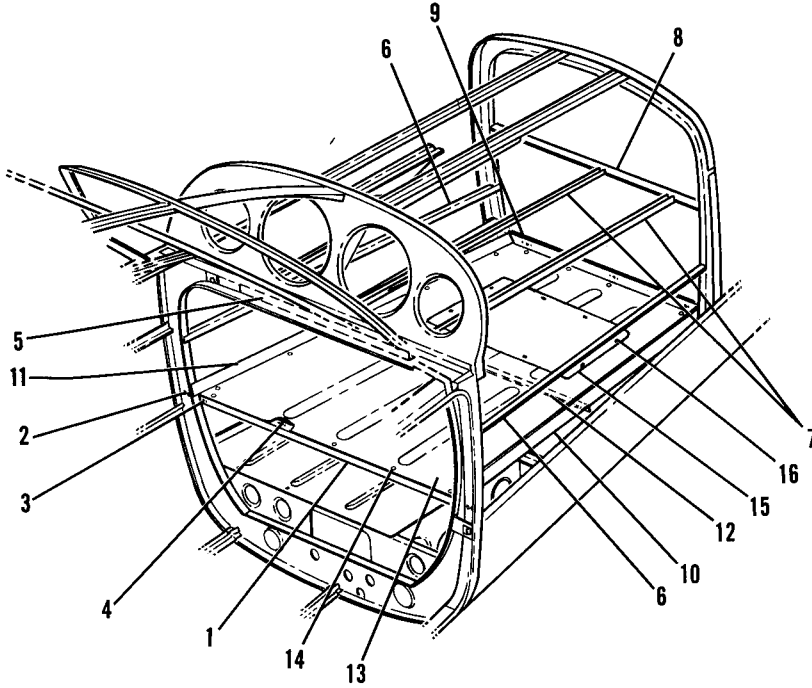


172 SERIAL 17259904 THRU 17263458

Figure 50. Dorsal Fin Assembly

FIGURE AND INDEX NO.	PART NUMBER	DESCRIPTION	UNITS PER ASSY	USABLE ON CODE
		1 2 3 4 5 6 7		
50 - 1	0531019-8	DORSAL FIN ASSEMBLY -----	1	A
- 2	0531019-9	SKIN -----	1	
- 3	0531019-3	RIB-FWD -----	1	
- 4	0531019-4	RIB-CENTER -----	1	
- 5	0531015-5	RIB-AFT -----	1	
- 6	0531012-2	FAIRING -----	1	
- 7	S1161-1	SEAL-VINYL 14 IN LG -----	2	
		A---172 SERIAL 17259904 THRU 17263458		

Fuselage (Cont)



172 SERIAL 17261899 THRU 17263458
F172 SERIAL F17201035 THRU F17201234

Figure 51. Extended Baggage Installation

FIGURE AND INDEX NO.	PART NUMBER	DESCRIPTION	UNITS PER ASSY	USABLE ON CODE
51 -		1 2 3 4 5 6 7		
- 1	0512193-1	EXTENDED BAGGAGE INSTALLATION ----- SUPPORT ASSY-FWD LOWER -----	NP 1	A
- 2	AN520-10R6	ATTACHING PARTS ----- SCREW -----	4	
- 3	NAS697A3	-----*----- NUTPLATE -----	6	
- 4	NAS680A3	NUTPLATE -----	5	
- 5	0512194-6	SUPPORT-FWD UPPER -----	1	
- 6	0512194-1	SUPPORT-SIDEWALL UPPER -----	2	
- 7	0512194-2	SUPPORT-UPPER -----	3	
- 8	0512194-4	SUPPORT-AFT UPPER -----	1	
- 9	NAS680A3	NUTPLATE -----	3	
	0512193-3	SUPPORT ASSY-AFT LOWER ----- ATTACHING PARTS -----	1	
	AN525-10R6	SCREW -----	4	
	MS21044N3	NUT -----	4	
	NAS680A3	-----*----- NUTPLATE -----	5	
-10	0512193-5	SUPPORT ASSY-SIDE LH LOWER -----	1	
-11	0512193-6	SUPPORT ASSY-SIDE RH LOWER -----	1	
	NAS680A3	NUTPLATE -----	4	
-12	0512193-10	SUPPORT ASSY-CENTER -----	1	
	NAS680A3	NUTPLATE -----	2	
-13	0512195-1	SHELF-EXTENDED BAGGAGE WEU 0512195-6 -----	1	B
	0512195-6	SHELF-EXTENDED BAGGAGE ----- ATTACHING PARTS -----	1	C
-14	AN525-10R8	SCREW -----	20	
-15	0512195-8	-----*----- COVER-ACCESS ----- ATTACHING PARTS -----	1	C
-16	S1878-1	STUD ----- -----*-----	1	
<p>A---172 SERIAL 17261899 THRU 17263458 F172 SERIAL F17201035 THRU F17201234 B---172 SERIAL 17261899 THRU 17262066 F172 SERIAL F17201035 THRU F17201234 C---172 SERIAL 17262067 THRU 17263458</p>				

Fuselage (Cont)

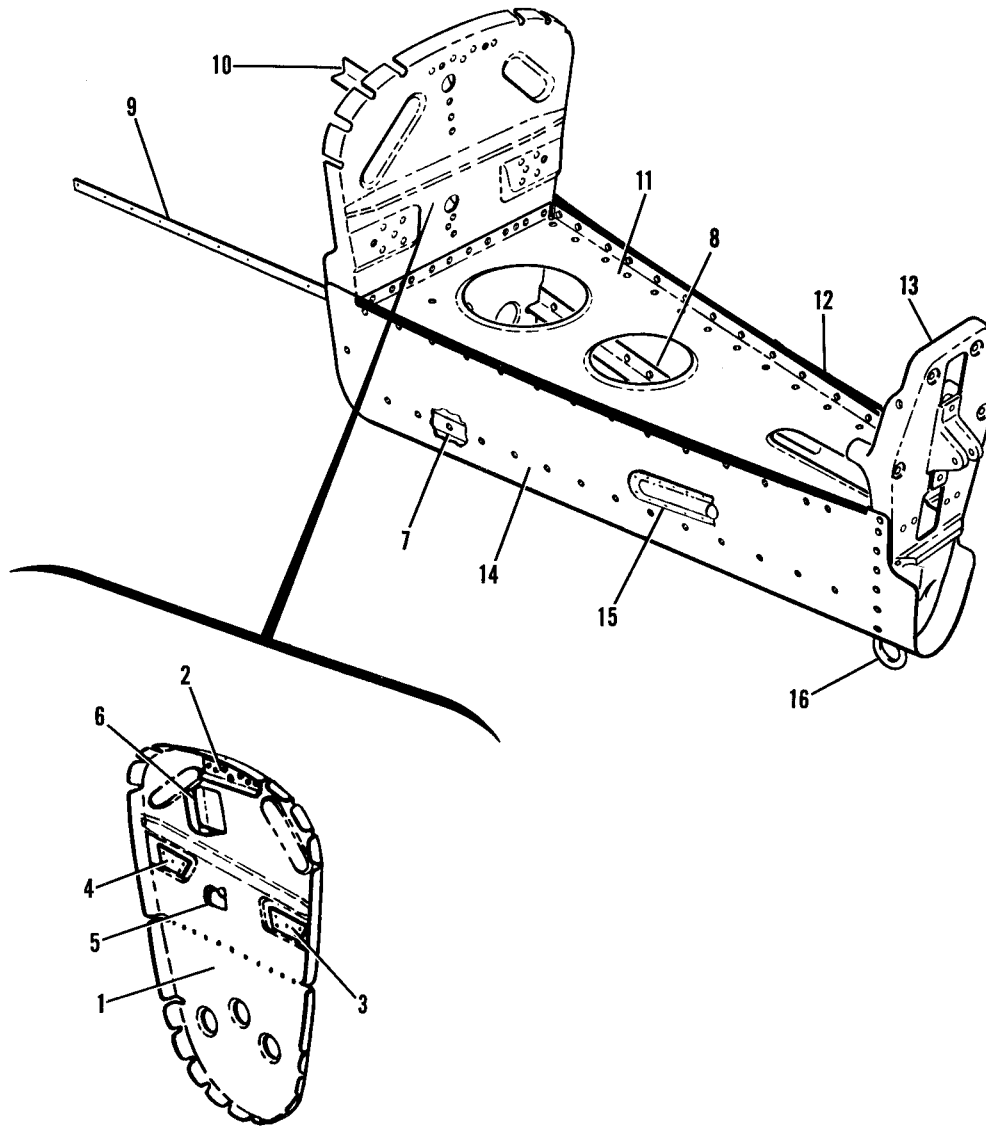
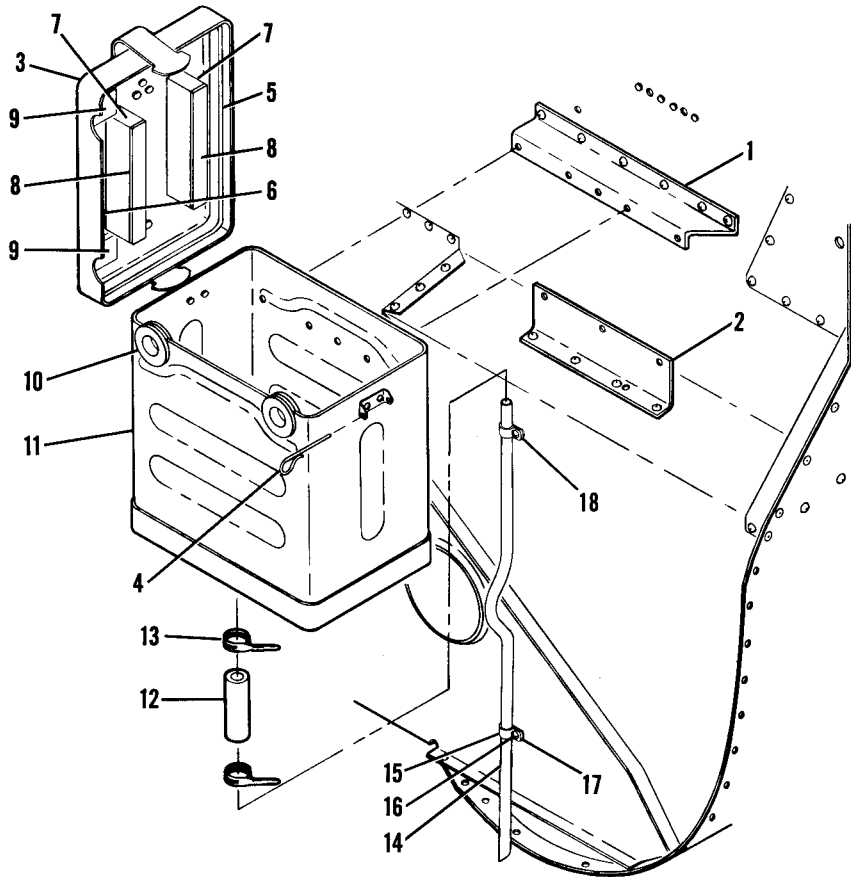


Figure 52. Fuselage Tailcone Assembly Sta. 205.812 To 228.812

FIGURE AND INDEX NO.	PART NUMBER	DESCRIPTION	UNITS PER ASSY	USABLE ON CODE
		1 2 3 4 5 6 7		
52 -	0512008-2	TAILCONE ASSEMBLY-FUSELAGE STA 205.812 TO 228.812 -----	1	A
	0512008-8	TAILCONE ASSEMBLY-FUSELAGE STA 205.812 TO 228.812 -----	1	B
	0512008-9	TAILCONE ASSEMBLY-FUSELAGE STA 205.812 TO 228.812 -----	1	C
- 1	0512157	BULKHEAD ASSEMBLY-FUSELAGE AFT SECTION STA 205.812 -----	1	A
	0512157-5	BULKHEAD ASSEMBLY FUSELAGE AFT SECTION STA 205.812 ----- WEU 0512157-6	1	D
	0512157-6	BULKHEAD ASSEMBLY-FUSELAGE AFT SECTION STA 205.812 -----	1	E
- 2	0512157-2	DOUBLER-BULKHEAD REINFORCEMENT -----	1	
- 3	0512143	DOUBLER-BULKHEAD REINFORCEMENT LH -----	1	
- 4	0512143-1	DOUBLER-BULKHEAD REINFORCEMENT RH -----	1	
- 5	0512160-5	BRACKET-ELEVATOR PULLEY -----	1	
	AN520-10R8	SCREW HEAD ON FWD SIDE -----	1	
	MS21044N3	NUT -----	1	
	AN960-10L	WASHER -----	1	
- 6	0412467	BRACKET-TRIM TAB CONTROL PULLEY -----	1	
- 7	0512001-7	ANGLE-TAILCONE REINFORCEMENT LOWER LH -----	1	
- 8	0512001-8	ANGLE-TAILCONE REINFORCEMENT LOWER RH -----	1	
- 9	0512001-9	ANGLE-TAILCONE REINFORCEMENT UPPER LH -----	1	
-10	0512001-10	ANGLE-TAILCONE REINFORCEMENT UPPER RH -----	1	
-11	0512156	BULKHEAD-HORIZONTAL -----	1	
-12	S202RB	MOULDING 22 IN LG BULK ITEM REF S-202RB22.00 -----	AR	
-13	0512159-2	BULKHEAD-FUSELAGE AFT SECTION STA 228.687 -----	1	F
	0512159-3	BULKHEAD-FUSELAGE AFT SECTION STA 228.687 -----	1	C
	0512165-1	PLATE -----	2	
	NAS395-14-3	NUT -----	1	
-14	0512008-4	SKIN-AFT SECTION FUSELAGE LOWER -----	1	
-15	0530011-2	FAIRING-TAILCONE -----	2	
	0512009-10	RUB STRIP -----	2	
-16	0422344	EYEBOLT-MOORING -----	1	
		ATTACHING PARTS		
	22NA-3-054	NUTPLATE EN -----	1	
	NAS680A5	NUTPLATE ALTERNATE -----	1	
		---*---		
		A---172 SERIAL 17249545 THRU 17259223 F172 SERIAL F172-0001 THRU F17200754 P172 SERIAL P17257120 THRU P17257188 FP172 SERIAL FP172-0001 THRU FP172-0003		
		B---172 SERIAL 17259224 THRU 17260253 F172 SERIAL F17200755 THRU F17200879		
		C---172 SERIAL 17260254 THRU 17263458 F172 SERIAL F1720088 THRU F17201234		
		D---172 SERIAL 17259224 THRU 17260758 F172 SERIAL F17200755 THRU F17200904		
		E---172 SERIAL 17260759 THRU 17263458 F172 SERIAL F17200904 THRU F17201234		
		F---172 SERIAL 17249545 THRU 17260758 F172 SERIAL F172-0001 THRU F17200904 P172 SERIAL P17257120 THRU P17257188 FP172 SERIAL FP172-0001 THRU FP172-0003		

Fuselage (Cont)



172 SERIAL 17249545 THRU 17263458
F172 SERIAL F172-0001 THRU F17201234

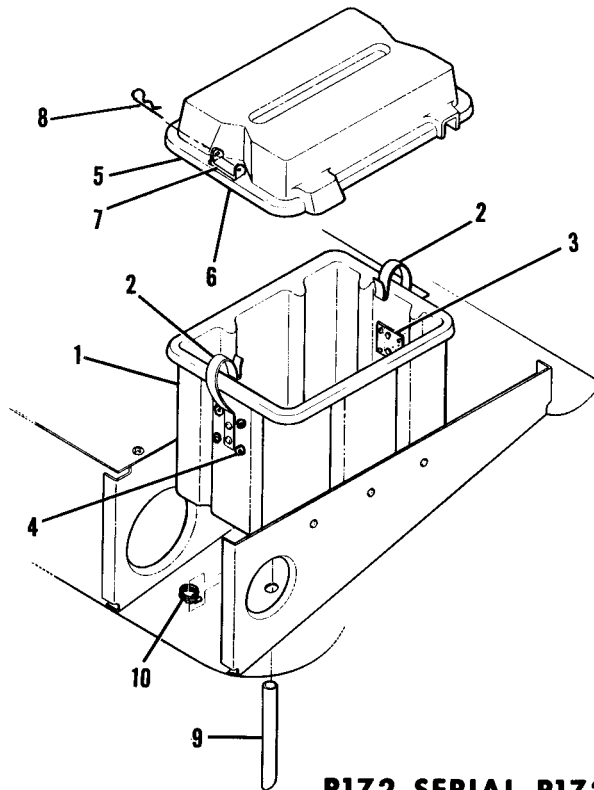
Figure 53. Battery Box Installation



FIGURE AND INDEX NO.	PART NUMBER	DESCRIPTION	UNITS PER ASSY	USABLE ON CODE
		1 2 3 4 5 6 7		
53 -		BOX INSTALLATION-BATTERY -----	NP	A
	0513011-11	BOX ASSEMBLY-BATTERY -----	1	
		ATTACHING PARTS -----		
- 1	0513253-1	BRACKET-BATTERY BOX UPPER -----	1	
- 2	0513328-2	BRACKET-BATTERY BOX LOWER -----	1	
		---*---		
- 3	0413307-21	LID ASSEMBLY-BATTERY BOX -----	1	
		ATTACHING PARTS -----		
- 4	AN415-2	PIN -----	2	
		---*---		
- 5	S1441-1	SEAL 20 IN LG BULK ITEM REF S-1441-1-20.0 -----	1	
- 6	S1441-1	SEAL 5.19 IN LG BULK ITEM REF S-1441-1-5.19 -----	1	
- 7	0413307-5	SPACER-LID WEU 0413354-1 -----	2	
	0413354-1	SPACER -----	2	
		ATTACHING PARTS -----		
	S102128-5	SCREW -----	2	
		---*---		
- 8	0413307-6	INSULATOR-LID -----	2	
- 9	0413307-7	INSULATOR-LID -----	2	
-10	MS35489-12	GROMMET -----	2	
-11	0413307-18	SPOTWELD ASSEMBLY-BATTERY BOX -----	1	
-12	S51-6	HOSE 2.25 IN LG BULK ITEM REF S-51-6-9 -----	1	B
		ATTACHING PARTS -----		
-13	NAS397-12-1	CLAMP -----	2	B
		---*---		
-14	0500106-303	LINE ASSEMBLY-DRAIN -----	1	B
	S1071-4	TUBE 18.5 IN LG BKI REF S1071-4-18.5 -----	1	C
		ATTACHING PARTS -----		
-15	AN74206-27	CLAMP -----	1	
-16	S102128-6	SCREW -----	1	
-17	NAS446-4-3	NUT -----	1	
-18	S1494-8	CLAMP -----	1	C
		---*---		
		A---172 SERIAL 17249545 THRU 17263458 F172 SERIAL F172-0001 THRU F17201234		
		B---172 SERIAL 17249545 THRU 17256512 F172 SERIAL F172-0001 THRU F172-0431 F172-0436 THRU F172-0442 F172-0444 THRU F172-0446		
		C---172 SERIAL 17256513 THRU 17263458 F172 SERIAL F172-0432 THRU F172-0435 F172-0443, F172-0447 THRU F17201234		

This page intentionally left blank.

Fuselage (Cont)



P172 SERIAL P17257120 THRU P17257188

Figure 54. Battery Box Installation

FIGURE AND INDEX NO.	PART NUMBER	DESCRIPTION	UNITS PER ASSY	USABLE ON CODE
54 -		1 2 3 4 5 6 7		
		BOX INSTALLATION-BATTERY -----	NP	A
- 1	0512167-18	BOX ASSEMBLY-BATTERY -----	1	
- 2	0512167-24	BASE ASSEMBLY-BATTERY BOX -----	1	
- 3	0512167-10	LATCH-SPRING -----	2	
- 4	0512167-17	PLATE-BACKING -----	2	
- 5	AN960-4L	WASHER -----	8	
- 6	0512167-26	COVER ASSEMBLY-BATTERY BOX -----	1	
- 7	0512167-16	PLATE-BACKING -----	2	
- 8	0413307-13	CATCH -----	2	
- 9	AN415-2	PIN -----	2	
- 10	S1071-4-	TUBE 4.50 IN LG BULK ITEM REF S1071-4-4.50 -----		
	NAS397-8	ATTACHING PARTS -----		
		CLAMP -----	1	
		---*---		
		A---P172 SERIAL P17257120 THRU P17257188 FP172 SERIAL FP172-0001 THRU FP172-0003		

Alighting Gear

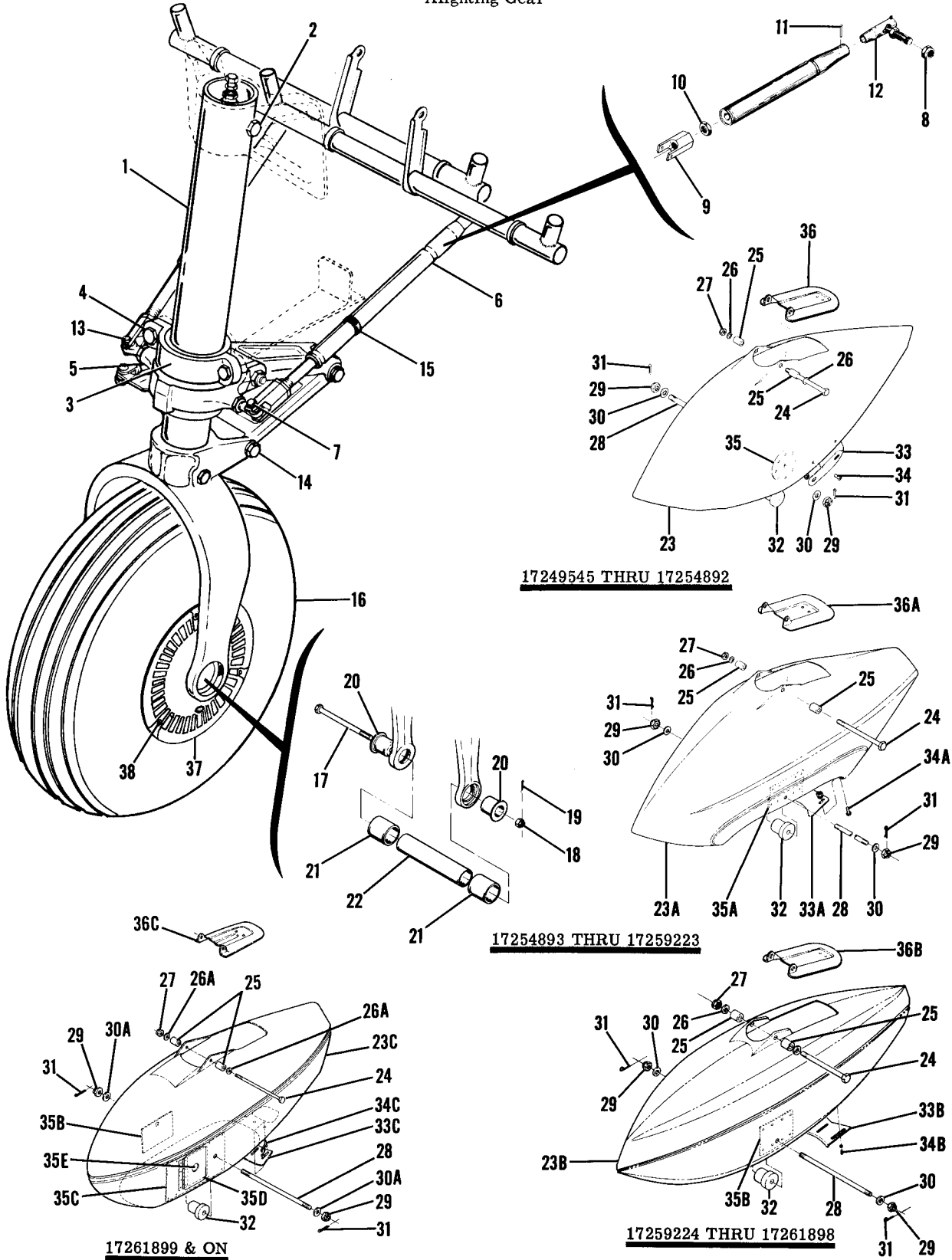


Figure 55. Nose Gear Installation

FIGURE AND INDEX NO.	PART NUMBER	DESCRIPTION	UNITS PER ASSY	USABLE ON CODE
		1 2 3 4 5 6 7		
55 -		NOSE GEAR INSTALLATION -----	NP	
- 1	SEE FIG 57	SHOCK STRUT ASSEMBLY-NOSE GEAR -----	1	
		ATTACHING PARTS -----		
- 2	AN5-31A	BOLT -----	1	
	MS21042L5	NUT -----	3	
- 3	0543018-1	CAP -----	1	
- 4	AN5-10A	BOLT -----	2	
	AN960-516	WASHER -----	2	
	0543042-1	SHIM .032 -----	AR	
	0543042-2	SHIM .016 -----	AR	
		---*---		
- 5	SEE FIG 64	DAMPENER ASSEMBLY-SHIMMY -----	1	
		ATTACHING PARTS -----		
	AN23-17	BOLT -----	1	
	AN320-3	NUT -----	2	
	NAS75-3-009	SPACER -----	1	
	MS24665-132	COTTER PIN -----	2	
	AN23-11	BOLT -----	1	
	AN960-10L	WASHER -----	1	
		---*---		
- 6	0543022-1	TUBE ASSEMBLY-STEERING LH -----	1	
	0543022-2	TUBE ASSEMBLY-STEERING RH -----	1	
		ATTACHING PARTS -----		
- 7	AN3-10A	BOLT -----	1	
	MS21044N3	NUT -----	1	
- 8	MS21042L6	NUT -----	1	
		---*---		
- 9	0543023	CLEVIS -----	1	
-10	AN316-6R	NUT -----	1	
-11	MS20435-4	RIVET -----	1	
-12	C109	BALL JOINT TOK -----	1	
-13	S1823-3	BEARING-ROD END -----	2	
-14	AN316-6R	NUT -----	2	
-15	NAS397-16	CLAMP -----	2	
-16	SEE FIG 59	WHEEL ASSEMBLY-NOSE GEAR -----	1	
	SEE FIG 62	WHEEL ASSEMBLY-NOSE GEAR ALT -----	1	
		ATTACHING PARTS -----		
-17	AN5-47	BOLT -----	1	
-18	AN310-5	NUT -----	1	
-19	MS24665-134	COTTER PIN -----	1	
-20	0543001	FERRULE-AXLE BOLT -----	2	
-21	0543037-1	SPACER-AXLE NOSE WHEEL -----	2	
-22	0543003	TUBE-AXLE -----	1	
		---*---		
-23	0743609-17	SPEED FAIRING ASSEMBLY-NOSE GEAR -----	1	B
-23A	0743625-4	SPEED FAIRING ASSEMBLY-NOSE GEAR -----	1	E
-23B	0543065-1	SPEED FAIRING ASSEMBLY-NOSE GEAR -----	1	F
-23C	0543079-3	SPEED FAIRING ASSEMBLY-NOSE GEAR -----	1	G
		ATTACHING PARTS -----		
-24	AN5-51A	BOLT -----	1	
-25	0743009-1	SPACER -----	2	
-26	S1450-5-12-035	WASHER -----	2	H
-26A	AN960-516L	WASHER -----	AR	G
-27	MS21042L5	NUT -----	1	
-28	0742410-27	STUD -----	1	
-29	AN310-5	NUT -----	2	
-30	AN960-516L	WASHER -----	2	H
-30A	S1450-5-12-035	WASHER -----	2	G
-31	MS24665-136	COTTER PIN -----	2	
-32	0742410-8	FERRULE -----	2	
		---*---		

CONTINUED ON NEXT PAGE

FIGURE AND INDEX NO.	PART NUMBER	DESCRIPTION	UNITS PER ASSY	USABLE ON CODE
55 -33	0743609-6	SCRAPER -----	1	B
-33A	0743625-11	SCRAPER -----	1	E
-33B	0541205-2	SCRAPER -----	1	F
-33C	0541221-2	SCRAPER -----	1	G
		ATTACHING PARTS		
-34	NAS221-7	SCREW -----	4	B
	MS21044N3	NUT -----	4	B
-34A	AN520-10R10	SCREW -----	3	E
	AN960-10	WASHER -----	3	E
	MS21044N3	NUT -----	3	E
-34B	AN520-10R6	SCREW -----	3	F
	AN960-10	WASHER -----	3	F
	MS21044N3	NUT -----	3	F
-34C	AN520-10R12	SCREW -----	3	G
	AN960-10	WASHER -----	6	G
	MS21044N3	NUT -----	3	G
		---*---		
-35	0742410-14	DOUBLER -----	2	B
-35A	0743625-9	DOUBLER -----	2	E
-35B	0541207-3	DOUBLER -----	2	F
	0541207-3	DOUBLER -----	1	G
-35C	0541222-5	DOUBLER-FAIRING -----	1	G
-35D	0541223-13	DOOR ASSY-SPEED FAIRING -----	1	G
-35E	KM610-64	LATCH-DOOR CLC -----	1	
-36	1243616-1	COVER PLATE ASSEMBLY -----	1	B
-36A	0543063-1	COVER PLATE ASSEMBLY -----	1	E
-36B	0743063-5	COVER PLATE ASSEMBLY -----	1	F
-36C	0543063-7	COVER PLATE ASSEMBLY -----	1	G
		ATTACHING PARTS		
	AN4-31	BOLT -----	1	
	AN310-4	NUT -----	1	
	AN960-416L	WASHER -----	AR	
	MS24665-134	COTTER PIN -----	1	
		---*---		
-37	0743627-1	HUB CAP-NOSE GEAR VALVE STEM SIDE -----	1	C
	0743627-3	HUB CAP-NOSE GEAR VALVE STEM SIDE -----	1	D
	0743627-2	HUB CAP-NOSE GEAR -----	1	C
	0743627-4	HUB CAP-NOSE GEAR -----	1	D
		ATTACHING PARTS		
-38	AN515-8R4	SCREW -----	3	A
	S2191-8-4	SCREW USE WITH MCCAULEY WHEEL -----	3	
	AN936A8	WASHER -----	3	A
		---*---		
	6241M	EXTENSION-VALVE DL -----	1	A
	3680C	EXTENSION-VALVE ALTERNATE SU -----	1	A
		A---172 SERIAL 17254893 THRU 17263458 F172 SERIAL F172-0320 THRU F17201234		
		B---172 SERIAL 17249545 THRU 17254892 F172 SERIAL F172-0001 THRU F172-0319		
		C---172 SERIAL 17254893 THRU 17256512 F172 SERIAL F172-0320 THRU F172-0431 F172-0436 THRU F172-0442 F172-0444 THRU F172-0446		
		D---172 SERIAL 17256513 THRU 17263458 F172 SERIAL F172-0432 THRU F172-0435, F172-0443, F172-0447 THRU F17201234		
		E---172 SERIAL 17254893 THRU 17259223 F172 SERIAL F172-0320 THRU F17200754		
		F---172 SERIAL 17259224 THRU 17261898 F172 SERIAL F17200755 THRU F17201034		
		G---172 SERIAL 17261899 THRU 17263458 F172 SERIAL F17201035 THRU F17201234		
		H---172 SERIAL 17249545 THRU 17261898 F172 SERIAL F172-0001 THRU F17201034		

This page intentionally left blank.

Aligning Gear (Cont)

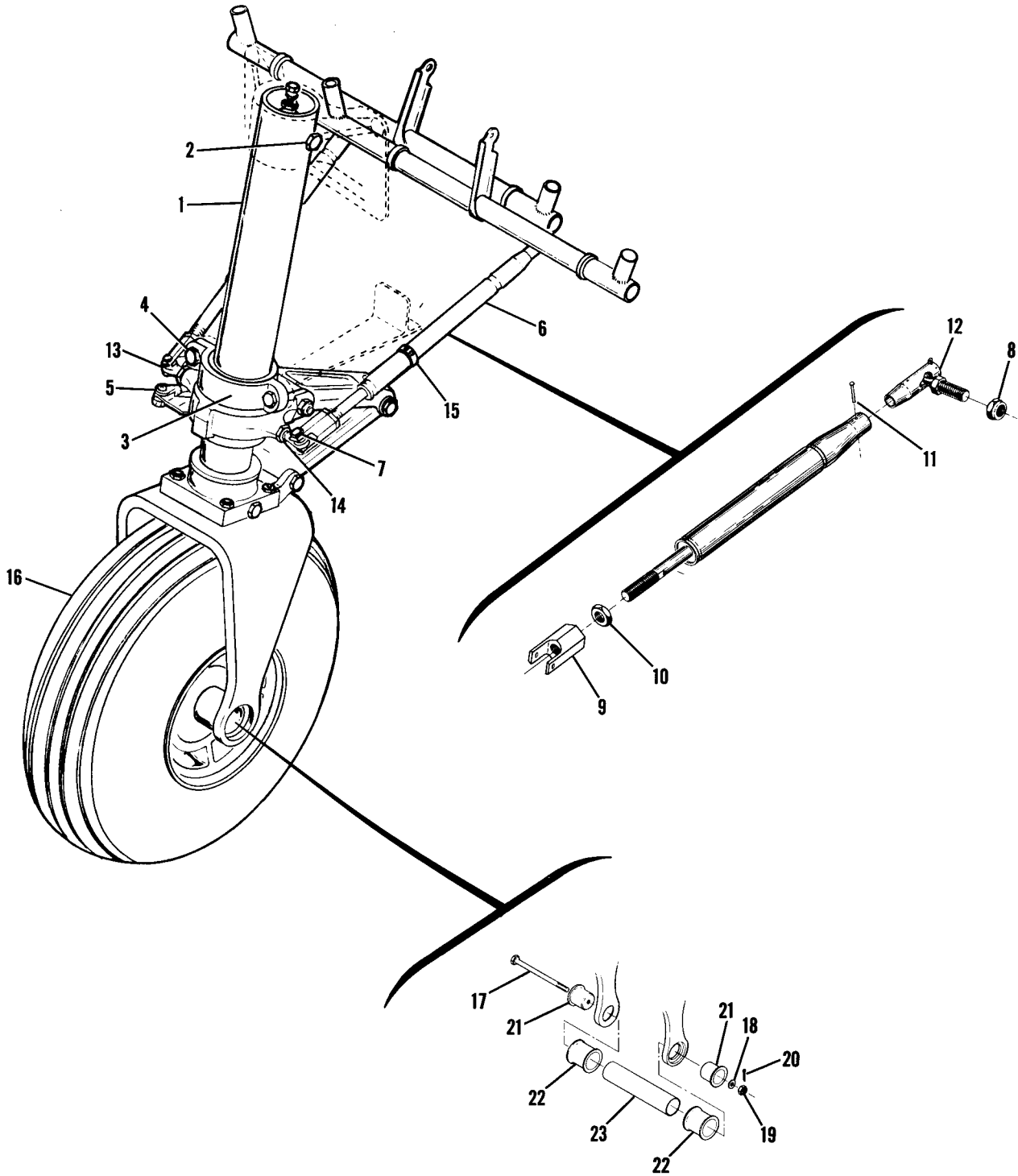


Figure 56. Heavy Duty Nose Gear Installation

FIGURE AND INDEX NO.	PART NUMBER	DESCRIPTION	UNITS PER ASSY	USABLE ON CODE
56 -		1 2 3 4 5 6 7		
- 1	SEE FIG 58	NOSE GEAR INSTALLATION-HEAVY DUTY -----	NP	
- 2	AN5-31A	SHOCK STRUT ASSEMBLY-HEAVY DUTY -----	1	
- 3	MS21042L5	ATTACHING PARTS		
- 4	0543018-1	BOLT -----	1	
- 4	AN5-10A	NUT -----	3	
	AN960-516	CAP -----	1	
	0543042-1	BOLT -----	2	
	0543042-2	WASHER -----	2	
		SHIM .032 -----	AR	
		SHIM .016 -----	AR	
- 5	SEE FIG 65	-----*		
		DAMPENER ASSEMBLY-SHIMMY -----	1	
		ATTACHING PARTS		
	AN23-17	BOLT -----	1	
	AN320-3	NUT -----	2	
	NAS75-3-009	SPACER -----	1	
	MS24665-132	COTTER PIN -----	2	
	AN23-12	BOLT -----	1	
	AN960-10	WASHER -----	1	
- 6	0543022-1	-----*		
	0543022-2	TUBE ASSEMBLY-STEERING LH -----	1	
		TUBE ASSEMBLY-STEERING RH -----	1	
- 7	AN3-10A	ATTACHING PARTS		
- 8	MS21044N3	BOLT -----	1	
- 8	MS21042L6	NUT -----	1	
- 9	0543023	NUT -----	1	
-10	AN316-6R	CLEVIS -----	1	
-11	MS20435M4-14	NUT -----	1	
-12	C109	RIVET -----	1	
-13	S1823-3	BALL JOINT TOR -----	1	
-14	AN316-6R	BEARING-ROD END -----	2	
-15	NAS397-12	NUT -----	2	
-16	SEE FIG 62	CLAMP -----	2	
-17	AN5-55	WHEEL ASSEMBLY-6.00X6 HEAVY DUTY -----	1	
-18	AN960-516L	ATTACHING PARTS		
-19	AN310-5	BOLT -----	1	
-20	MS24665-136	WASHER -----	1	
-21	1442001-2	NUT -----	1	
-22	1442002-1	PIN-COTTER -----	1	
-23	1442001-1	BUCKET-AXLE BOLT -----	2	
		SPACER-AXLE -----	2	
		TUBE-AXLE -----	1	
		-----*		

Aligning Gear (Cont)

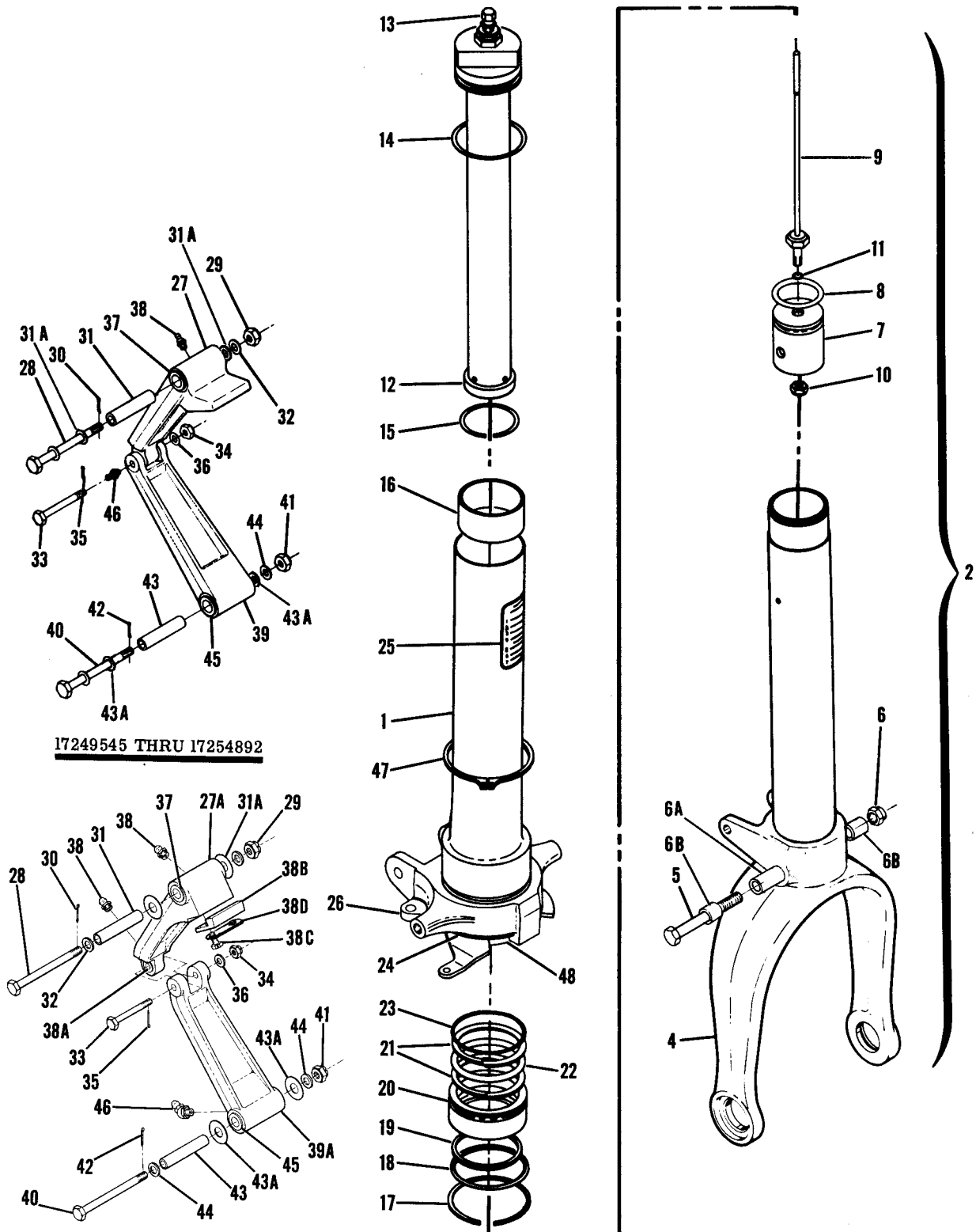


Figure 57. Nose Gear Shock Strut Assembly

FIGURE AND INDEX NO.	PART NUMBER	DESCRIPTION	UNITS PER ASSY	USABLE ON CODE
		1 2 3 4 5 6 7		
57 -	0543039-200	SHOCK STRUT ASSEMBLY-NOSE GEAR -----	1	A
	0543062-200	SHOCK STRUT ASSEMBLY-NOSE GEAR -----	1	B
- 1	0543008-2	TUBE ASSEMBLY-SHOCK STRUT -----	1	
- 2	0543039-201	SHOCK STRUT ASSEMBLY-LOWER -----	1	A
	0543062-201	SHOCK STRUT ASSEMBLY-LOWER -----	1	B
- 3		DELETED -----		
- 4	SK175-9	FORK-NOSE GEAR -----	1	
		ATTACHING PARTS		
- 5	AN5-33A	BOLT -----	1	A
	AN5-47A	BOLT -----	1	B
- 6	MS21042L5	NUT -----	1	
- 6A	NAS75-5-231	BUSHING -----	1	
- 6B	0743009-1	BUSHING -----	2	B
		---*---		
- 7	0841200-7	PLUG-PIN BASE -----	1	A
	0743612-1	PLUG-PIN BASE -----	1	B
- 8	AN6227B26	O RING -----	1	
- 9	0543046-1	METERING PIN -----	1	A
	0442017-3	METERING PIN WEU 0442017-7 -----	1	C
	0442017-7	METERING PIN -----	1	D
		ATTACHING PARTS		
-10	MS21042L4	NUT -----	1	
-11	AN6227B5	O RING -----	1	
		---*---		
-12	0543000-6	ORFICE PISTON SUPPORT ASSEMBLY -----	1	
-13	0543036-1	VALVE ASSEMBLY -----	1	
	AN901-5A	O RING -----	1	
-14	AN6230B3	O RING -----	1	
-15	0841200-19	LOCK RING -----	1	
-16	1243021-1	BEARING -----	1	
-17	0841200-25	LOCK RING -----	1	
-18	0841200-15	RING-PACK RETAINER -----	1	
-19	S11065-21	RING-SCRAPER SHWS -----	1	
-20	1243626-1	RING-PACK SUPPORT -----	1	
-21	S1628-329	RING-BACK UP -----	2	
-22	AN6227B32	O RING -----	1	
-23	AN6230B6	O RING -----	1	
-24	0543029	WASHER -----	1	
-25	0543032	PLACARD -----	1	A
	0543032-2	PLACARD -----	1	B
-26	0743011-8	ARM ASSEMBLY-NOSE GEAR STEERING -----	1	
	B44160	BEARING TOR -----	1	
	AN944-101A	FITTING-LUBRICATION -----	1	
-27	0543035-8	TORQUE LINK-UPPER -----	1	A
-27A	0442506-1	TORQUE LINK-UPPER -----	1	B
		ATTACHING PARTS		
-28	AN4-31	BOLT -----	1	
-29	AN310-4	NUT -----	1	
-30	MS24665-134	COTTER PIN -----	1	
-31	0543047-1	SPACER -----	1	
-31A	0543048-1	SHIM-TORQUE LINK -----	1	
-32	AN960-416L	WASHER -----	AR	
-33	NAS464-3-22	BOLT -----	AR	
-34	AN310-3	NUT -----	1	
-35	MS24665-132	COTTER PIN -----	1	
-36	AN960-10L	WASHER -----	1	
		---*---		
-37	NAS77-6-88	BUSHING -----	1	
-38	AN944-101A	FITTING-LUBE -----	2	
-38A	NAS77-3-23	BUSHING -----	2	
-38B	0442506-8	STOP LUG -----	1	B
-38C	AN3H3A	BOLT -----	2	B

CONTINUED ON NEXT PAGE



FIGURE AND INDEX NO.	PART NUMBER	DESCRIPTION	UNITS PER ASSY	USABLE ON CODE
		1 2 3 4 5 6 7		
57 - 38D	0442506-9	LUG-SAFETY -----	1	
-39	0543035-3	TORQUE LINK-LOWER -----	1	A
-39A	0442506-2	TORQUE LINK-LOWER -----	1	B
		ATTACHING PARTS		
-40	AN4-31	BOLT -----	1	
-41	AN310-4	NUT -----	1	
-42	MS24665-134	COTTER PIN -----	1	
-43	0543047-1	SPACER -----	1	
-43A	0543048-1	SHIM-TORQUE LINK -----	AR	
-44	AN960-416L	WASHER -----	AR	
		-----*		
-45	NAS77-6-88	BUSHING -----	2	
-46	MS15002-3	FITTING-LUBE -----	1	
-47	MS16624-1275	RING-RETAINING -----	1	
-48	1243030-5	SHIM .006 THICK -----	AR	
	1243030-6	SHIM .012 THICK -----	AR	
	1243030-7	SHIM .020 THICK -----	AR	
		A---172 SERIAL 17249545 THRU 17254892 F172 SERIAL F172-0001 THRU F172-0319 P172 SERIAL P17257120 THRU P17257188 FP172 SERIAL FP172-0001 THRU FP172-0003		
		B---172 SERIAL 17254893 THRU 17263458 F172 SERIAL F172-0320 THRU F17201234		
		C---172 SERIAL 17254893 THRU 17259223 F172 SERIAL F172-0320 THRU F17200754		
		D---172 SERIAL 17259224 THRU 17263458 F172 SERIAL F17200755 THRU F17201234		



FIGURE AND INDEX NO.	PART NUMBER	DESCRIPTION	UNITS PER ASSY	USABLE ON CODE
58 -		SHOCK STRUT ASSEMBLY-HEAVY DUTY NOSE GEAR -----	NP	A
- 1	0543062-202	SHOCK STRUT ASSEMBLY-HEAVY DUTY NOSE GEAR -----	1	B
- 2	0543008-2	TUBE-SHOCK STRUT -----	1	
- 2	0543045-200 *	HUB & BARREL ASSEMBLY-HEAVY DUTY -----	1	A
- 3	0543062-203	HUB & BARREL ASSEMBLY-HEAVY DUTY -----	1	B
- 3	0543046-1	METERING PIN -----	1	A
	0442017-3	METERING PIN WEU 0442017-7 -----	1	C
	0442017-7	METERING PIN -----	1	D
- 4	0841200-7	PLUG-PIN BASE -----	1	A
	0743612-1	PLUG-PIN BASE -----	1	B
- 5	MS21042L4	NUT -----	1	
- 6	AN6227B26	O RING -----	1	
- 7	AN6227B5	O RING -----	1	
- 8	AN5-51A	BOLT -----	1	
- 9	AN960-516L	WASHER -----	1	
-10	MS21042L4	NUT -----	1	
-11	0743009-1	SPACER-TOW BAR -----	2	
-11A	NAS75-5-231	BUSHING -----	1	B
-12	1243623-2 *	YOKE-NOSE GEAR FORK -----	1	
		ATTACHING PARTS		
-13	AN5-17A	BOLT -----	4	
-14	AN960-516L	WASHER -----	4	
-15	MS21042L4	NUT -----	4	
		-----*		
-16	0842000-44	BRACKET ASSEMBLY -----	1	A
-17	0543000-6	ORFICE PISTON SUPPORT ASSEMBLY -----	1	
-18	0543036-1	VALVE ASSEMBLY -----	1	
	AN901-5A	O RING -----	1	
-19	AN6230B3	O RING -----	1	
-20	0841200-19	LOCK RING -----	1	
-21	1243021-1	BEARING -----	1	
-22	0841200-25	LOCK RING -----	1	
-23	0841200-15	RING-PACK RETAINER -----	1	
-24	S11065-21	RING-SCRAPER SHWS -----	1	
-25	1243626-1	RING-PACK SUPPORT -----	1	
-26	S1628-329	RING-BACK UP -----	2	
-27	AN6227B32	O RING -----	1	
-28	AN6230B6	O RING -----	1	
-29	0543029	WASHER -----	1	

CONTINUED ON NEXT PAGE

Alighting Gear (Cont)

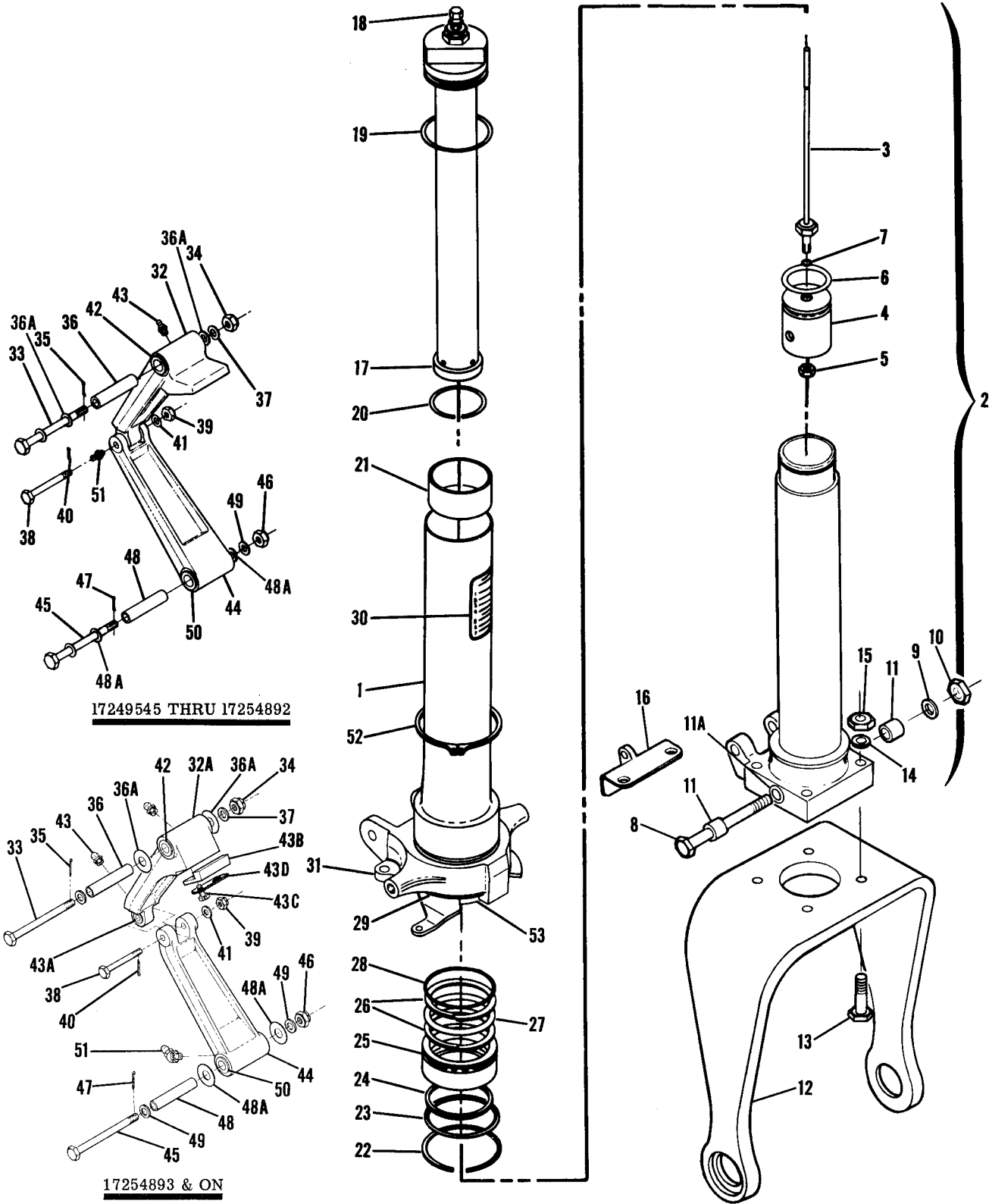
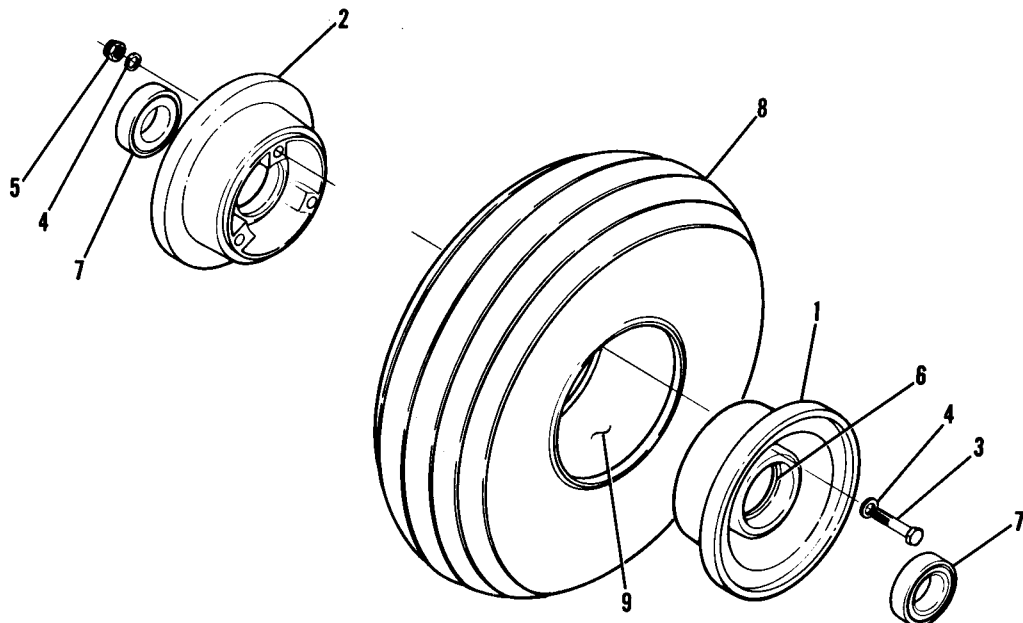


Figure 58. Heavy Duty Nose Gear Shock Strut Assembly

FIGURE AND INDEX NO.	PART NUMBER	DESCRIPTION	UNITS PER ASSY	USABLE ON CODE
		1 2 3 4 5 6 7		
58 -30	0543032	PLACARD -----	1	A
	0543032-2	PLACARD -----	1	B
-31	0743011-8	ARM ASSEMBLY-NOSE GEAR STEERING -----	1	
	B4416D	BEARING TOR -----	1	
	AN944-101A	FITTING-LUBRICATION -----	1	
-32	0543035-8	TORQUE LINK-UPPER -----	1	A
-32A	0442506-1	TORQUE LINK-UPPER ----- ATTACHING PARTS	1	B
-33	AN4-31	BOLT -----	1	
-34	AN310-4	NUT -----	1	
-35	MS24665-134	COTTER PIN -----	1	
-36	0543047-1	SPACER -----	1	
-36A	0543048-1	SHIM-TORQUE LINK -----	AR	
-37	AN960-416L	WASHER -----	AR	
-38	NAS464-3-22	BOLT -----	1	
-39	AN310-3	NUT -----	1	
-40	MS24665-132	COTTER PIN -----	1	
-41	AN960-10L	WASHER -----	1	
		*-----		
-42	NAS77-6-88	BUSHING -----	2	
-43	AN944-101A	FITTING-LUBE -----	2	
-43A	NAS77-3-23	BUSHING -----	2	
-43B	0442506-8	STOP LUG -----	1	B
-43C	AN3-3A	BOLT -----	2	B
-43D	0442506-9	LUG-SAFETY -----	1	
-44	0543035-3	TORQUE LINK-LOWER -----	1	A
-44A	0442506-2	TORQUE LINK-LOWER ----- ATTACHING PARTS	1	B
-45	AN4-31	BOLT -----	1	
-46	AN310-4	NUT -----	1	
-47	MS24665-134	COTTER PIN -----	1	
-48	0543047-1	SPACER -----	1	
-48A	0543048-1	SHIM-TORQUE LINK -----	AR	
-49	AN960-416L	WASHER -----	AR	
		*-----		
-50	NAS77-6-88	BUSHING -----	2	
-51	MS15002-3	FITTING-LUG -----	2	
-52	MS16624-1275	RING-RETAINING -----	1	
-53	1243030-5	SHIM .006 THICK -----	AR	
	1243030-6	SHIM .012 THICK -----	AR	
	1243030-7	SHIM .020 THICK -----	AR	
<p>NOTE. *WHEN REPLACING THIS PART ON AIRCRAFT PRIOR TO SERIAL 17251438 OR F172-0090 IT IS NECESSARY TO CONVERT TO 5-16 INCH DIAMETER BOLTS TO ATTACH THE NOSE WHEEL YOKE TO THE HUB. ENLARGE BOLT HOLES IN MATING PARTS AS NECESSARY TO CONVERT TO 5-16 INCH DIAMETER BOLTS.</p> <p>A---172 SERIAL 17249545 THRU 17254892 F172 SERIAL F172-0001 THRU F172-0319 P172 SERIAL P17257168 THRU P17257188 FP172 SERIAL FP172-0001 THRU FP172-0003</p> <p>B---172 SERIAL 17254893 THRU 17263458 F172 SERIAL F172-0320 THRU F17201234</p> <p>C---172 SERIAL 17254893 THRU 17259223 F172 SERIAL F172-0320 THRU F17200754</p> <p>D---172 SERIAL 17259224 THRU 17263458 F172 SERIAL F17200755 THRU F17201234</p>				

Aligning Gear (Cont)

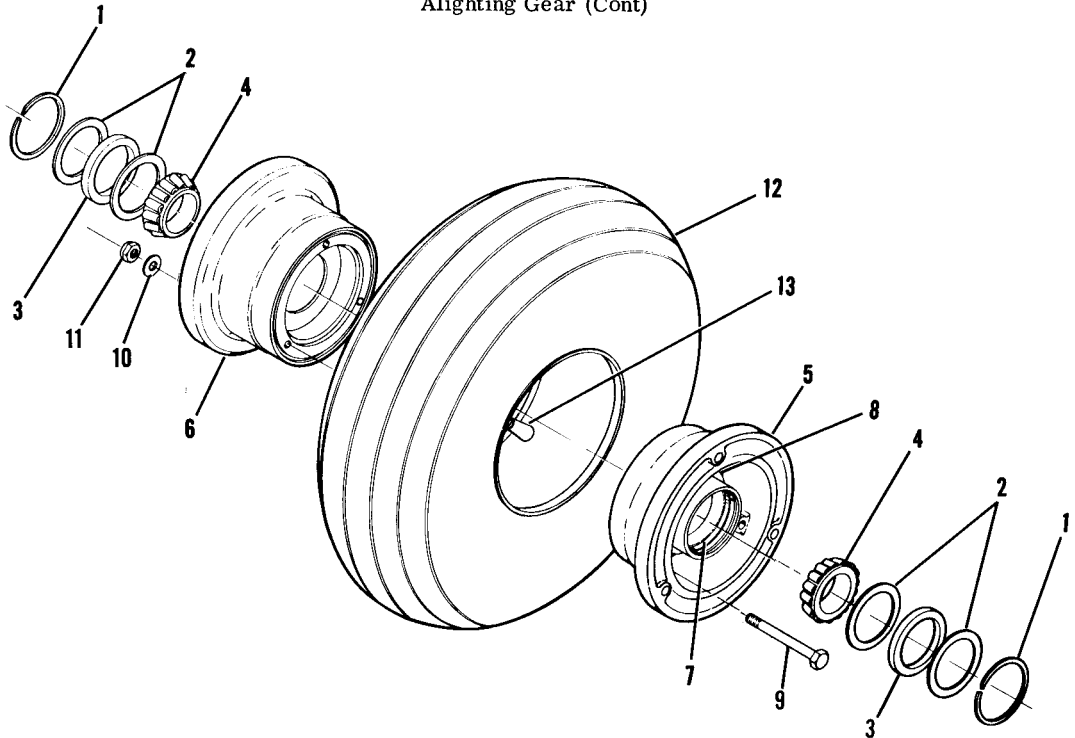


172 SERIAL 17249545 THRU 17251822
P172 SERIAL P17257120 THRU P17257188
F172 SERIAL F172-0001 THRU F172-0085

Figure 59. Goodyear Nose Gear Wheel Assembly

FIGURE AND INDEX NO.	PART NUMBER	DESCRIPTION	UNITS PER ASSY	USABLE ON CODE
59 -		1 2 3 4 5 6 7 WHEEL ASSEMBLY--NOSE GEAR GOODYEAR ----- WHEEL ASSEMBLY GY 9532926 -----	NP	A
- 1	9541898	WHEEL SUBASSEMBLY--FEMALE GY -----	1	
- 2	9541899	WHEEL SUBASSEMBLY--MALE GY -----	1	
		ATTACHING PARTS	1	
- 3	AN4-14A	BOLT -----	3	
- 4	AN960-416	WASHER -----	6	
- 5	FH428	NUT SPS -----	3	
		---*---		
- 6	LM67010XL	CUP-BEARING TYR -----	1	
- 7	LM67048XL	CONE-BEARING TYR -----	2	
- 8	C262003-0102	TIRE 5.00 X 5-4 PLY -----	1	
- 9	C262023-0101	TUBE -----	1	
		A---172 SERIAL 17249545 THRU 17251822 P172 SERIAL P17257120 THRU P17257188 F172 SERIAL F172-0001 THRU F172-0085 FP172 SERIAL FP172-0001 THRU FP172-0003		

Alighting Gear (Cont)



172 SERIAL 17251823 THRU 17263458
F172 SERIAL F172-0086 THRU F17201234

Figure 60. Cleveland Nose Gear Wheel Assembly

FIGURE AND INDEX NO.	PART NUMBER	DESCRIPTION	UNITS PER ASSY	USABLE ON CODE
60 -		1 2 3 4 5 6 7		
		WHEEL ASSEMBLY-NOSE GEAR CLEVELAND -----	NP	A
- 1	1241156-12	WHEEL ASSEMBLY CFP 40-77 -----	1	
- 2	155-2	RING CFP -----	2	
- 3	153-8	RING-GREASE SEAL CFP -----	4	
- 4	154-6	GREASE SEAL-FELT CFP -----	2	
- 5	08125	BEARING CFP -----	2	
- 6	161-31	WHEEL HALF-MALE CFP -----	1	
- 7	162-28	WHEEL HALF-FEMALE CFP -----	1	
- 8	08231	CUP-BEARING CFP -----	1	
- 9	217-1	GROMMET CFP -----	1	
- 10	AN4-22A	BOLT -----	3	
- 11	AN960-416	WASHER -----	3	
- 12	MS21042L4	NUT -----	3	
	C262003-0102	TIRE 5.00 X 5 4 PLY RATED -----	1	
	C262001-0102	TIRE-WHITE WALL 5.00X5 4 PLY RATED -----	1	B
	C262001-0202	WEU C262001-0202		
	C262023-0101	TIRE-WHITE WALL 5.00X5 6 PLY RATED -----	1	C
- 13		TUBE 5.00 X 5 -----	1	
<p>A---172 SERIAL 17251823 THRU 17263458 F172 SERIAL F172-0086 THRU F17201234 B---172 SERIAL 17251823 THRU 17260758 F172 SERIAL F172-0086 THRU F17200904 C---172 SERIAL 17260759 THRU 17263458 F172 SERIAL F17200905 THRU F17201234</p>				

Aligning Gear (Cont)

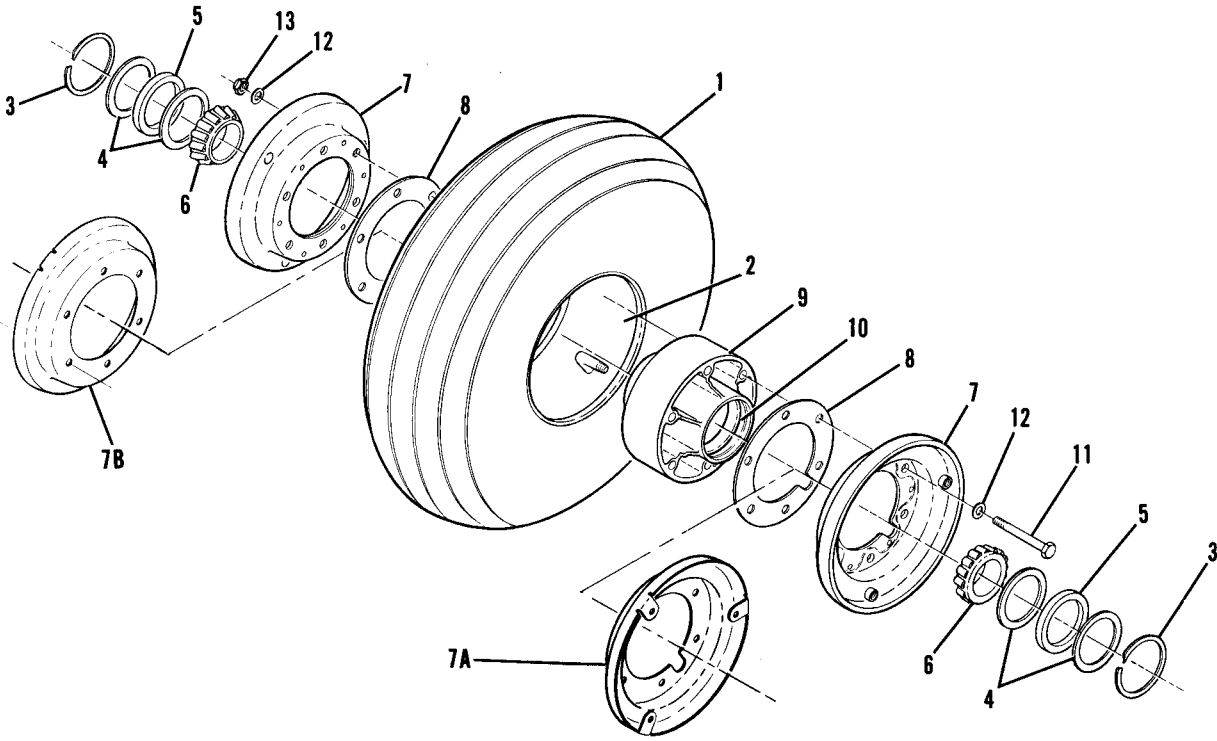
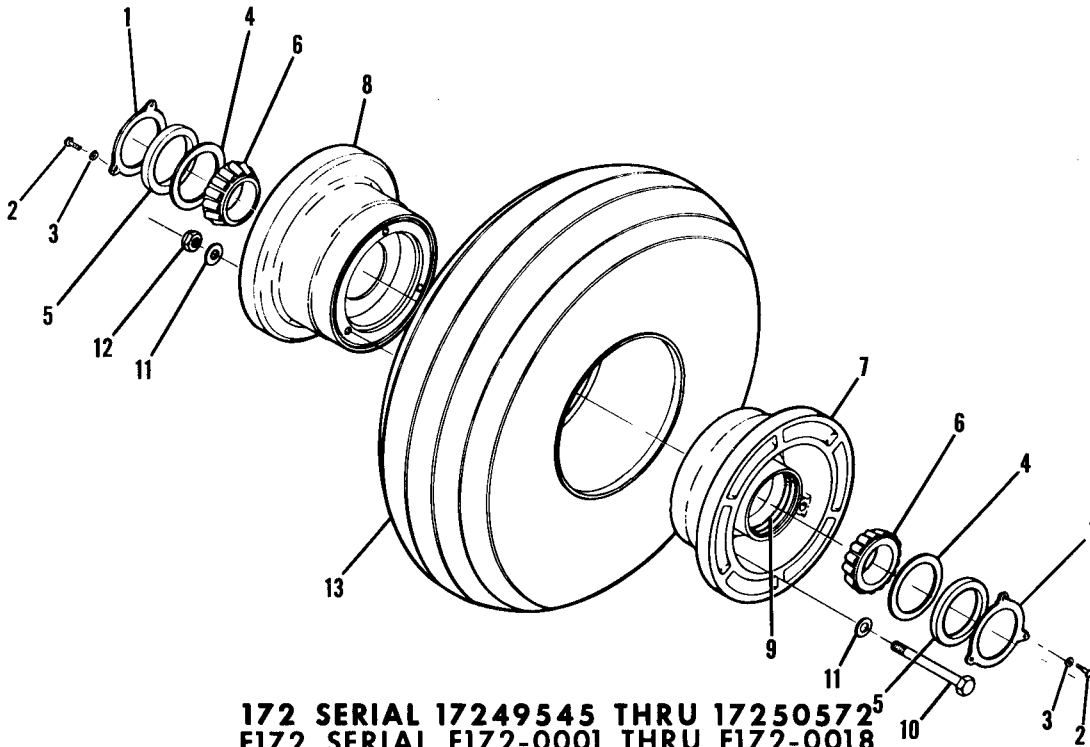


Figure 61. Nose Gear Wheel Assembly (Alternate)

FIGURE AND INDEX NO.	PART NUMBER	DESCRIPTION	UNITS PER ASSY	USABLE ON CODE
61 -		1 2 3 4 5 6 7		
- 1	C262003-0102	WHEEL ASSEMBLY-NOSE GEAR ALTERNATE	NP	A
	C262004-0101	TIRE-BLACKWALL 5.00X5 4 PLY RATED	1	
- 2	C262023-0101	TIRE-WHITEWALL 5.00X5 4 PLY RATED	1	
	C163002-0201	TUBE 5.00X5	1	
	C163003-0201	WHEEL ASSEMBLY WEU C163003-0201	1	B
- 3	A1636-23	WHEEL ASSEMBLY	1	C
- 4	A30048	RING-RETAINING MCL	2	
- 5	A30047	RING-GREASE SEAL MCL	4	
- 6	A30078-2	GREASE SEAL-FELT MCL	2	
- 7	D30058	BEARING MCL	2	
- 7A	C30172-1	FLANGE-WHEEL USE WITH C163002-0201 MCL	2	B
- 7B	C30172	FLANGE-WHEEL USE WITH C163003-0201 MCL	1	C
- 8	B30077	FLANGE-WHEEL USE WITH C163003-0201 MCL	1	C
- 9	C30057	SPACER MCL	2	
- 10	A30078-1	HUB ASSEMBLY MCL	1	
- 11	AN4-24A	CUP-BEARING MCL	2	
	A2513-66	BOLT USE WITH C163002-0201	6	B
- 12	AN960-416L	BOLT USE WITH C163003-0201 MCL	6	C
	A1638-29	WASHER USE WITH C163002-0201	12	B
	MS21042L4	WASHER USE WITH C163003-0201 MCL	12	C
- 13	MS20365-428A	NUT USE WITH C163002-0201	6	B
		NUT USE WITH C163003-0201	6	C
<p>A---172 SERIAL 17260835 THRU 17263458 F172 SERIAL F17200901 THRU F17201234 B---172 SERIAL 17260835 THRU 17261440 F172 SERIAL F17200901 THRU F17201044 C---172 SERIAL 17261441 THRU 17263458 F172 SERIAL F17201045 THRU F17201234</p>				

This page intentionally left blank.

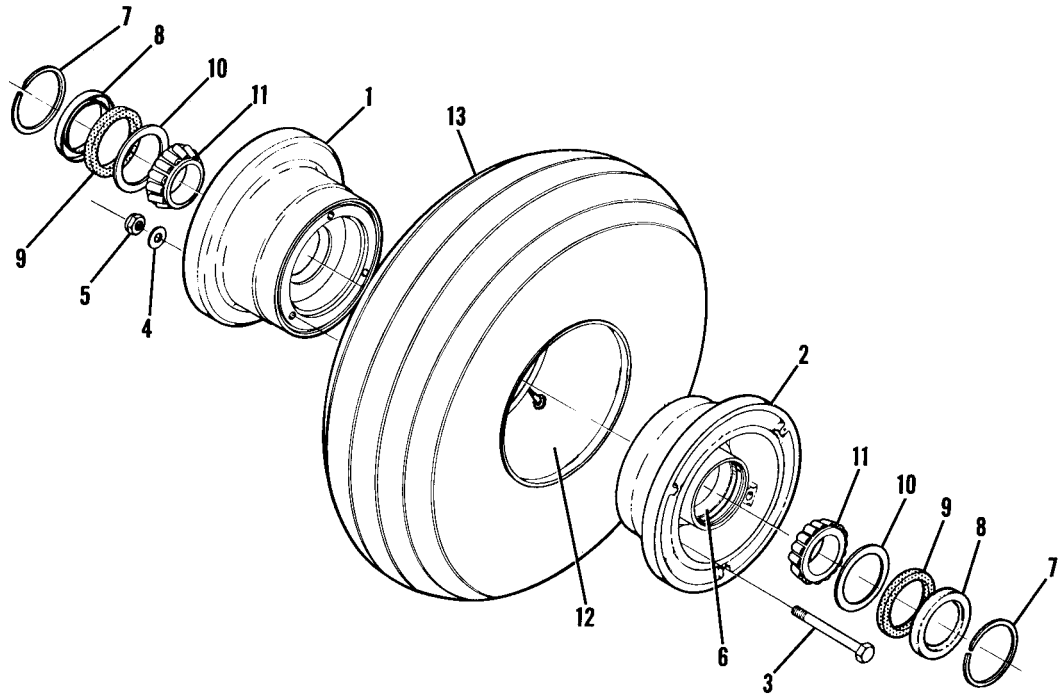
Alighting Gear (Cont)



172 SERIAL 17249545 THRU 17250572
F172 SERIAL F172-0001 THRU F172-0018
P172 SERIAL P17257120 THRU P17257188
 Figure 62. Nose Gear Wheel Assembly-Heavy Duty

FIGURE AND INDEX NO.	PART NUMBER	DESCRIPTION	UNITS PER ASSY	USABLE ON CODE
62 -		1 2 3 4 5 6 7 WHEEL ASSEMBLY-NOSE GEAR HEAVY DUTY CLEVELAND	NP	A
- 1	0441156-16 153-10	WHEEL ASSEMBLY CFP 40-55	1	
- 2	8-32X1/2	RING-GREASE SEAL CFP	2	
- 3	1208	ATTACHING PARTS SCREW CFP WASHER CFP	3 3	
- 4	A39070	RING-GREASE SEAL CFP	2	
- 5	154-9	GREASE SEAL-FELT CFP	2	
- 6	13889	BEARING CFP	2	
- 7	161-24	WHEEL HALF ASSEMBLY-INNER CFP	1	
- 8	161-23	WHEEL HALF ASSEMBLY-OUTER CFP	1	
- 9	13836	CUP-BEARING CFP	1	
-10	AN4-37A	BOLT	3	
-11	AN960-416	WASHER	3	
-12	MS21042L4	NUT	3	
-13	C262003-0101 C262023-0102	TIRE-TUBE TYPE 6.00 X 6 TUBE 6.00 X 6	1 1	
		A---172 SERIAL 17249545 THRU 17250572 F172 SERIAL F172-0001 THRU F172-0018 P172 SERIAL P17257120 THRU P17257188 FP172 SERIAL FP172-0001 THRU FP172-0003		

Aligning Gear (Cont)

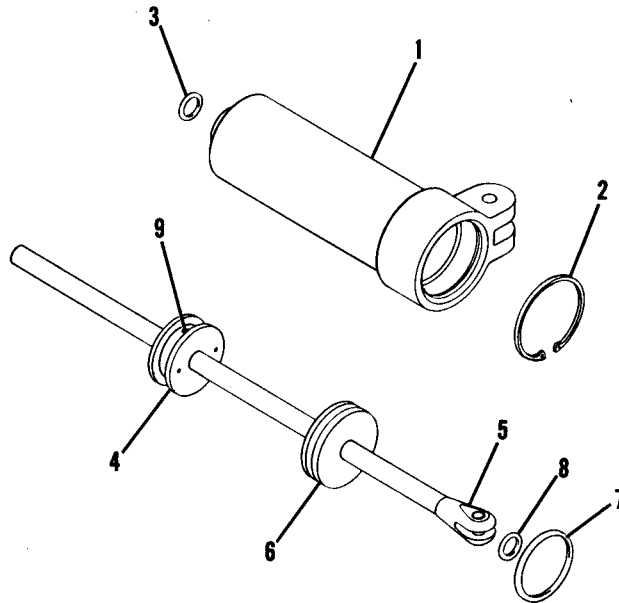


172 SERIAL 17250573 THRU 17263458
F172 SERIAL F172-0019 THRU F17201234

Figure 63. Nose Gear Wheel Assembly-Heavy Duty

FIGURE AND INDEX NO.	PART NUMBER	DESCRIPTION	UNITS PER ASSY	USABLE ON CODE
63 -		1 2 3 4 5 6 7		
		WHEEL ASSEMBLY-HEAVY DUTY NOSE GEAR CLEVELAND	NP	A
- 1	1241156-11	WHEEL ASSEMBLY CFP 40-76A	1	
- 2	162-27	WHEEL HALF ASSEMBLY-FEMALE CFP	1	
	161-30	WHEEL HALF ASSEMBLY-MALE CFP	1	
		ATTACHING PARTS		
- 3	AN5-35A	BOLT	3	
- 4	AN960-516	WASHER	6	
- 5	MS21042L5	NUT	3	
		---*---		
- 6	13836	CUP-BEARING CFP	1	
- 7	3023	RING-SNAP CFP	2	
- 8	153-15	RING-GREASE SEAL CFP	2	
- 9	154-13	GREASE SEAL-FELT CFP	2	
- 10	A39070	RING-GREASE SEAL	2	
- 11	13889	CONE-BEARING	2	
- 12	C262003-0101	TUBE-6.00 X 6	1	
- 13	C262023-0102	TIRE-6.00 X 6	1	
		A----172 SERIAL 17250573 THRU 17263458 F172 SERIAL F172-0019 THRU F17201234		

Aligning Gear (Cont)

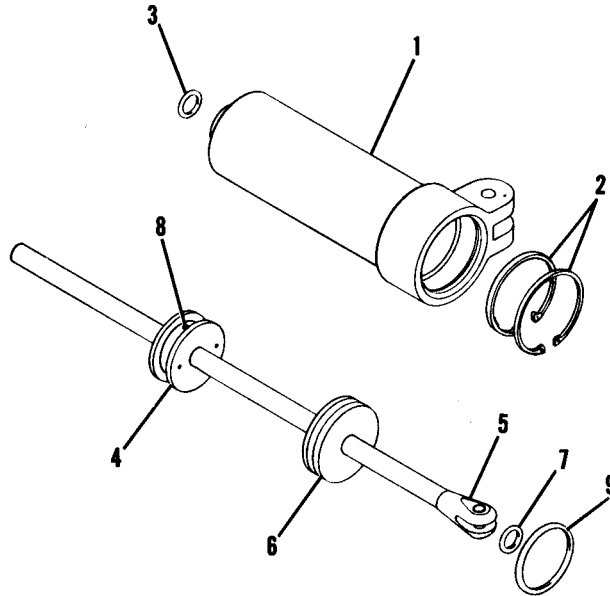


172 SERIAL 17249545 THRU 17256449
 F172 SERIAL F172-0001 THRU F172-0519
 P172 SERIAL P17257120 THRU P17257188

Figure 64. Shimmy Dampener Assembly

FIGURE AND INDEX NO.	PART NUMBER	DESCRIPTION	UNITS PER ASSY	USABLE ON CODE
64 -		1 2 3 4 5 6 7		
- 1	0542100-1	* DAMPENER ASSEMBLY-SHIMMY -----	NP	A
- 2	MS16625-131	BARREL-SHIMMY DAMPENER -----	1	
- 3	AN6227B6	RING -----	1	
- 4	0542118-1	O RING -----	1	
- 5	0542101-1	PISTON ASSEMBLY -----	1	
- 6	0542102-1	SHAFT -----	1	
- 7	AN6227B20	HEAD BEARING -----	1	
- 8	AN6227B6	O RING -----	1	
- 9	NAS561P4-14	O RING -----	1	
		ROLL PIN -----	1	
		NOTE. *ORDER 0442512-1, SEE FIGURE 65.		
		A---172 SERIAL 17249545 THRU 17256449 F172 SERIAL F172-0001 THRU F172-0519 P172 SERIAL P17257120 THRU P17257188 FP172 SERIAL FP172-0001 THRU FP172-0003		

Alighting Gear (Cont)



172 SERIAL 17256450 THRU 17263458
 F172 SERIAL F172-0520 THRU F17201234
 Figure 65. Shimmy Dampener Assembly

FIGURE AND INDEX NO.	PART NUMBER	DESCRIPTION	UNITS PER ASSY	USABLE ON CODE
65 -	0442512-1	DAMPENER ASSEMBLY-SHIMMY -----	1	A
- 1	0542100-6	BARREL-SHIMMY DAMPENER -----	1	
- 2	MS16625-118	RING-SNAP -----	2	
- 3	AN6227B6	O RING -----	1	
- 4	0542118-5	PISTON ASSEMBLY -----	1	
- 5	0542101-1	SHAFT -----	1	
- 6	0542102-3	HEAD BEARING -----	1	
- 7	AN6227B6	O RING -----	1	
- 8	NAS561P4-14	ROLL PIN -----	1	
- 9	AN6227B18	O RING -----	1	
		A---172 SERIAL 17256450 THRU 17263458 F172 SERIAL F172-0520 THRU F17201234		

Alighting Gear (Cont)

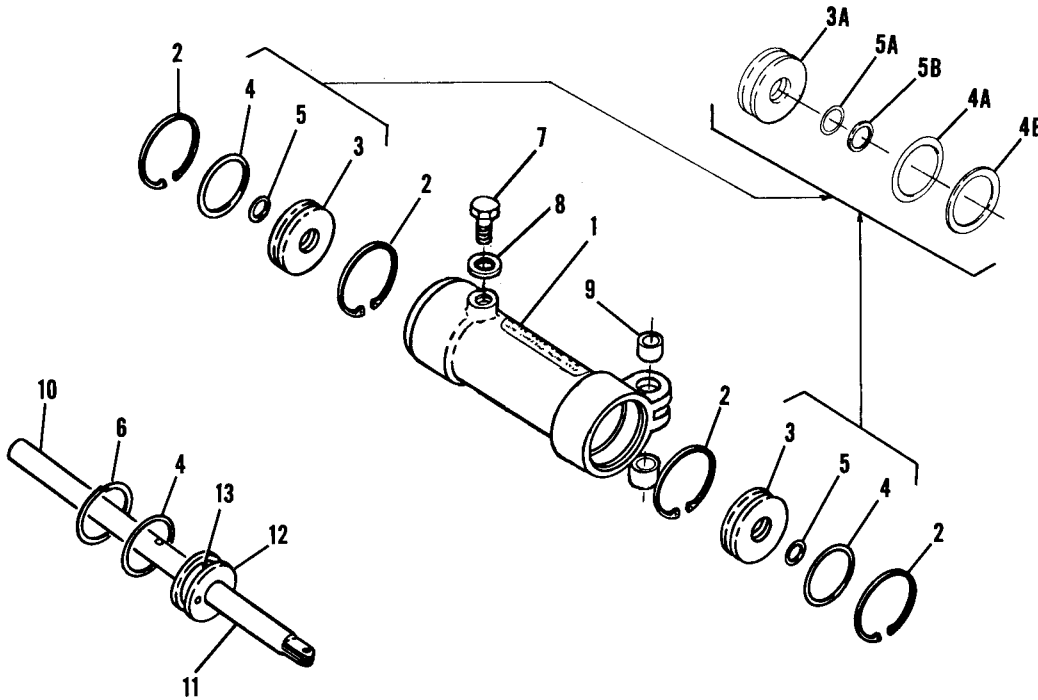


Figure 66. Shimmy Dampener Assembly-Heavy Duty

FIGURE AND INDEX NO.	PART NUMBER	DESCRIPTION	UNITS PER ASSY	USABLE ON CODE
66 -	0543061-1	DAMPENER ASSEMBLY-SHIMMY HEAVY DUTY	1	
- 1	1442112-1	BARREL-SHIMMY DAMPENER	1	
- 2	MS16625-143	RING-LOCK	4	
- 3		HEAD BEARING FOR SPARES ORDER 1442113-9	NP	
- 4	1442113-9 *	HEAD BEARING	2	
- 4A	AN6227B22	O RING USE WITH ORIGINAL HEAD BEARING ONLY	3	
- 4B	MS28775-027 %	PACKING RING USE WITH 1442113-9 ONLY	2	
- 5	S1628-027 %	BACKUP RING USE WITH 1442113-9 ONLY	2	
- 5A	AN6227B10	O RING USE WITH ORIGINAL HEAD BEARING ONLY	2	
- 5B	MS28775-112 %	PACKING RING USE WITH 1442113-9 ONLY	2	
- 6	MS1628-112 %	BACKUP RING USE WITH 1442113-9 ONLY	2	
- 7	MS28782-22	RETAINER	1	
- 8	NAS563-11	BOLT	1	
- 9	600-015-100S	STAT-O-SEAL PKSC	1	
- 10	NAS75-3-008	BUSHING	2	
- 11	0543060-1	ROD & PISTON ASSEMBLY	1	
- 12	0543060-2	ROD	1	
- 13	0543060-3	PISTON	1	
- 13	NAS561P4-18	ATTACHING PARTS PIN	1	

NOTE. *WHEN REPLACING ORIGINAL BEARING WITH THIS PART ALSO ORDER PARTS MARKED %

This page intentionally left blank.

Aligning Gear (Cont)

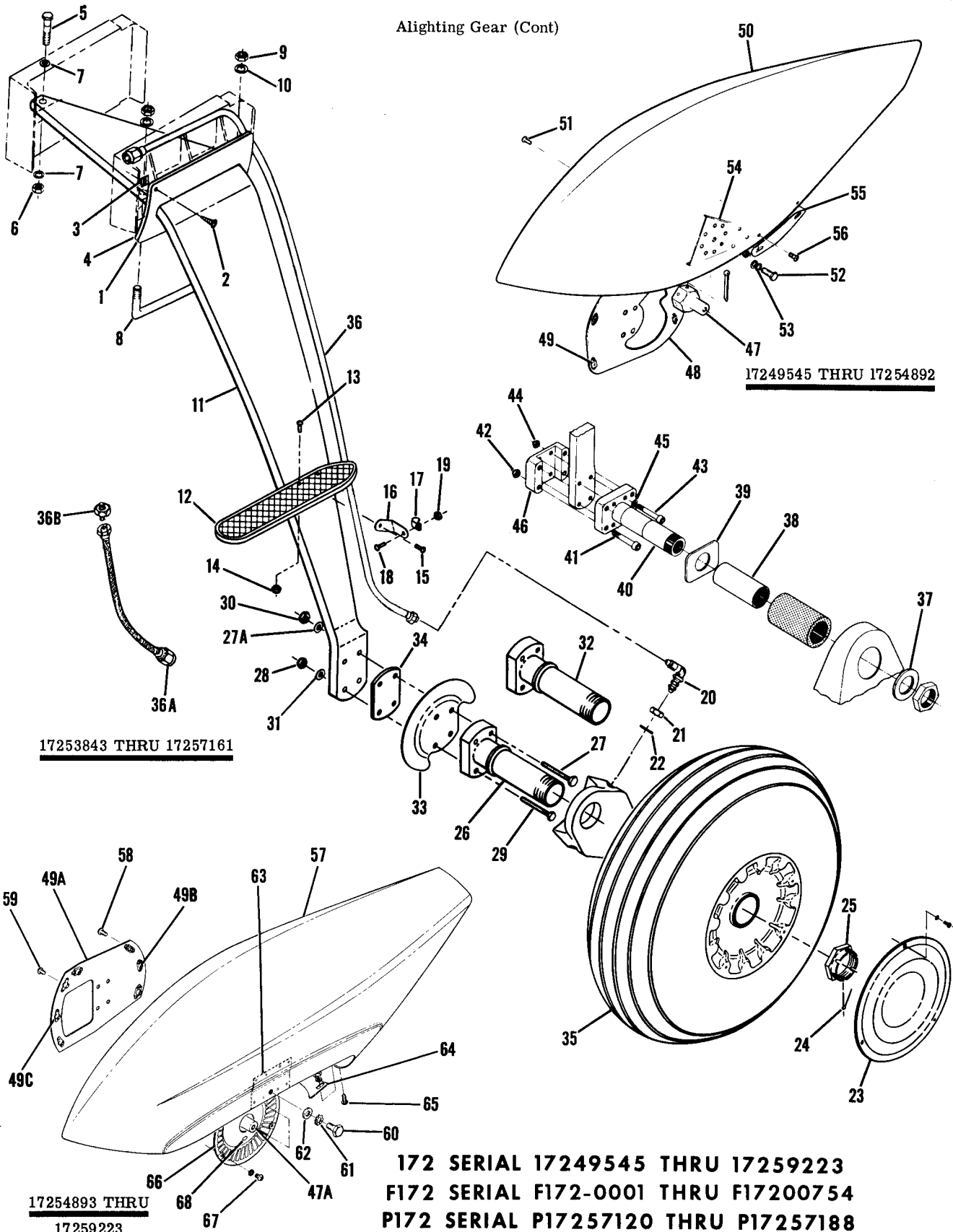


Figure 67. Main Landing Gear Installation

FIGURE AND INDEX NO.	PART NUMBER	DESCRIPTION	UNITS PER ASSY	USABLE ON CODE
		1 2 3 4 5 6 7		
67 -		MAIN LANDING GEAR INSTALLATION -----	NP	Q
- 1	0511071-3	PLATE-LANDING GEAR FILLET LH -----	1	
	0511071-4	PLATE-LANDING GEAR FILLET RH -----	1	
		ATTACHING PARTS -----		
- 2	S1021Z8-8	SCREW -----	6	
- 3	NAS395-17-3	NUT -----	6	
		-----*-----		
- 4	0511072-1	SEAL-LANDING GEAR FILLET -----	2	
		MAIN LANDING GEAR ASSEMBLY LH -----	NP	
		MAIN LANDING GEAR ASSEMBLY RH -----	NP	
		ATTACHING PARTS -----		
- 5	AN6-15A	BOLT -----	1	
- 6	MS21042L6	NUT -----	1	
- 7	AN960D616	WASHER -----	2	
- 8	0541153	U BOLT -----	1	
- 9	MS20365-720C	NUT -----	1	
-10	AN960D716	WASHER -----	2	
		-----*-----		
-11	0541164-3	SPRING ASSEMBLY-LANDING GEAR LH -----	1	
	0541164-4	SPRING ASSEMBLY-LANDING GEAR RH -----	1	
	0541155-1	BRACKET-STEP LH -----	1	
	0541155-2	BRACKET-STEP RH -----	1	
-12	0541154-1	STEP -----	1	
		ATTACHING PARTS -----		
-13	AN507-1032R10	SCREW -----	1	
-14	NAS696A3	NUT -----	3	
-15	NAS221-9	SCREW -----	2	
		-----*-----		
-16	0541156-1	STRAP LH -----	1	
	0541156-2	STRAP RH -----	1	
-17	MS21919DG3	CLAMP -----	1	
		ATTACHING PARTS -----		
-18	NAS220-6	SCREW -----	1	
-19	MS21044N08	NUT -----	1	
		-----*-----		
-20	MS20823-4D	ELBOW -----	1	N
	MS20823-3D	ELBOW -----	1	L
-21	AN924-4D	NUT -----	1	B
-22	MS28778-4	GASKET -----	1	B
-23	1241063-2	FAIRING-WHEEL -----	1	F
	0741048-1	COVER-WHEEL -----	1	J
	0741048-6	COVER-WHEEL -----	1	K
		ATTACHING PARTS -----		
	NAS220-4	SCREW -----	3	B
	AN515-8R4	SCREW -----	3	C
	AN936-A8	WASHER -----	3	
		-----*-----		
-24	MS24665-351	CUTTER PIN -----	1	
-25	S1117-24	NUT -----	1	
-26	0541124	AXLE-MAIN LANDING GEAR -----	1	
		ATTACHING PARTS -----		
-27	AN5-23A	BOLT UPPER -----	2	B
	AN5-21A	BOLT UPPER -----	2	C
	AN5-22A	BOLT UPPER ALTERNATE -----	2	B
	AN5-23A	BOLT UPPER ALTERNATE -----	2	C
-27A	AN960-516L	WASHER -----	AR	
-28	MS21042L5	NUT -----	2	
-29	AN6-23A	BOLT LOWER -----	2	B
	AN6-22A	BOLT LOWER -----	2	C
	AN6-24A	BOLT LOWER ALTERNATE -----	2	B
	AN6-23A	BOLT LOWER ALTERNATE -----	2	C
-30	MS21042L6	NUT -----	2	
-31	AN960-616L	WASHER -----	AR	C
		-----*-----		
-32	0541124-1	AXLE-HEAVY DUTY -----	1	
		ATTACHING PARTS -----		
	NAS146-40	BOLT -----	2	
	NAS146-42	BOLT ALTERNATE -----	2	
	MS21042L6	NUT -----	2	
	NAS145-41	BOLT -----	2	
	NAS145-39	BOLT ALTERNATE -----	2	
	MS21042L5	NUT -----	2	
	MS20002C5	WASHER -----	1	
	MS20002C6	WASHER -----	1	
		-----*-----		

CONTINUED ON NEXT PAGE

FIGURE AND INDEX NO.	PART NUMBER	DESCRIPTION	UNITS PER ASSY	USABLE ON CODE
67 -33	0441141-3	PLATE-BRAKE DISC COVER LH -----	1	B
-34	0441141-4	PLATE-BRAKE DISC COVER RH -----	1	B
-35	SEE FIG 69	SHIM REFER TO SERVICE MANUAL FOR USAGE -----	AR	
-36	SEE FIG 70	WHEEL & BRAKE ASSEMBLY-MAIN LANDING GEAR -----	1	B
	0500106-281	WHEEL & BRAKE ASSEMBLY-MAIN LANDING GEAR -----	1	C
	0500106-379	LINE ASSEMBLY-BRAKE LH -----	1	B
	0500118-41	LINE ASSEMBLY-BRAKE LH -----	1	D
	0500106-282	LINE ASSEMBLY-BRAKE LH -----	1	E
	0500106-380	LINE ASSEMBLY-BRAKE RH -----	1	B
	0500118-40	LINE ASSEMBLY-BRAKE RH -----	1	D
	0500118-61	LINE ASSEMBLY-BRAKE RH -----	1	E
	0500118-62	LINE ASSEMBLY-BRAKE LH -----	1	M
	0500118-77	LINE ASSEMBLY-BRAKE RH -----	1	M
	0500118-76	LINE ASSEMBLY-BRAKE LH -----	1	P
-36A	S1167-4-0080	LINE ASSEMBLY-BRAKE RH -----	1	P
	S1167-3-0080	HOSE ASSEMBLY -----	1	P
-36B	AN815-4D	HOSE ASSEMBLY -----	1	E
	AN815-3D	UNION -----	1	E
	0741008-5	UNION -----	1	P
-37	0741008-3	AXLE ASSEMBLY-SKI LANDING GEAR -----	1	A
-38	0741008-4	WASHER -----	1	
-39	0741008-2	BUSHING -----	1	
-40	07411J3	WASHER -----	1	
-41	NAS146-35	AXLE-SKI LANDING GEAR -----	1	
-42	MS21042L6	ATTACHING PARTS -----	6	
-43	NAS145-35	BOLT -----	6	
-44	MS21042L5	BOLT -----	2	
-45	MS20002C5	NUT -----	2	
		WASHER -----	2	
		-----*		
-46	0741008-1	SHOE -----	1	
-47	0441130-2	SPEED FAIRING INSTALLATION-MAIN LANDING GEAR -----	NP	
-47A	0741047-1	NUT-WHEEL FAIRING SUPPORT -----	2	F
	MS24665-362	NUT-WHEEL FAIRING SUPPORT -----	2	G
-48	0741610-12	COTTER PIN -----	2	
	1441010-24	SUPPORT BRACKET ASSEMBLY-RH -----	1	B
	0741610-11	PLATE ASSEMBLY-RH -----	1	H
	1441010-27	SUPPORT BRACKET ASSEMBLY-LH -----	1	B
-49	NAS686A3	PLATE ASSEMBLY-LH -----	1	H
-49A	0741046-7	NUTPLATE -----	7	B
	0741046-8	PLATE ASSEMBLY-MOUNTING LH -----	1	G
-49B	NAS686A3	PLATE ASSEMBLY-MOUNTING RH -----	1	G
-49C	NAS680A3K	NUTPLATE -----	4	G
-50	0741610-5	NUTPLATE -----	3	G
	0541185-5	FAIRING ASSEMBLY-MAIN LANDING GEAR LH -----	1	B
	0741610-6	FAIRING ASSEMBLY-MAIN LANDING GEAR LH -----	1	H
	0541185-6	FAIRING ASSEMBLY-MAIN LANDING GEAR RH -----	1	B
		FAIRING ASSEMBLY-MAIN LANDING GEAR RH -----	1	H
		ATTACHING PARTS -----		
-51	AN520-10R10	SCREW -----	7	B
	AN520-10R8	SCREW -----	4	H
	AN520-10R5	SCREW -----	3	H
-52	AN6-6A	BOLT -----	1	
-53	AN936B616	WASHER -----	1	
	AN960-616L	WASHER -----	1	
		-----*		
-54	0541180-1	DOUBLER -----	1	B
-55	0741610-13	SCRAPER -----	1	
		ATTACHING PARTS -----		
-56	AN520-10R10	SCREW -----	4	B
	AN520-10R5	SCREW -----	4	H
	MS21044N3	NUT -----	4	
		-----*		

CONTINUED ON NEXT PAGE

FIGURE AND INDEX NO.	PART NUMBER	DESCRIPTION	UNITS PER ASSY	USABLE ON CODE
		1 2 3 4 5 6 7		
67 -57	0741046-201	FAIRING-MAIN LANDING GEAR LH -----	1	O
	0741046-200	FAIRING-MAIN LANDING GEAR RH -----	1	O
	0741046-203	FAIRING-MAIN LANDING GEAR LH -----	1	L
	0741046-202	FAIRING-MAIN LANDING GEAR RH -----	1	L
		ATTACHING PARTS		
-58	AN520-10R8	SCREW -----	4	G
-59	AN520-10R5	SCREW -----	3	G
-60	AN6-6A	BOLT -----	1	G
-61	AN936B616	WASHER -----	1	G
-62	AN960-616L	WASHER -----	1	G
		*-----		
-63	0741046-11	DOUBLER -----	1	G
-64	0741046-14	SCRAPER-FAIRING -----	1	G
		ATTACHING PARTS		
-65	AN520-10R10	SCREW -----	3	G
	AN960-10	WASHER -----	3	G
	MS21044N3	NUT -----	3	G
		*-----		
-66	0741048-2	CAP-WHEEL -----	2	O
	0741048-7	CAP-WHEEL -----	2	L
		ATTACHING PARTS		
-67	AN515-8R4	SCREW -----	3	G
	AN936A8	WASHER -----	3	G
		*-----		
-68	6241M	EXTENSION-VALVE DL -----	2	G
	3680C	EXTENSION-VALVE ALTERNATE SV -----	2	G
		*-----		
		A---172 SERIAL 17249545 THRU 17250572		
		P172 SERIAL P17257120 THRU P17257188		
		F172 SERIAL F172-0001 THRU F172-0018		
		FP172 SERIAL FP172-0001 THRU FP172-0003		
		B---172 SERIAL 17249545 THRU 17251822		
		F172 SERIAL F172-0019 THRU F172-0085		
		P172 SERIAL P17257120 THRU P17257188		
		FP172 SERIAL FP172-0001 THRU FP172-0003		
		C---172 SERIAL 17251823 THRU 17259223		
		F172 SERIAL F172-0086 THRU F17200754		
		D---172 SERIAL 17251823 THRU 17253842		
		F172 SERIAL F172-0086 THRU F172-0303		
		E---172 SERIAL 17253843 THRU 17256512		
		F172 SERIAL F172-0304 THRU F172-0559		
		F---172 SERIAL 17249545 THRU 17254892		
		F172 SERIAL F172-0001 THRU F172-0319		
		P172 SERIAL P17257120 THRU P17257188		
		FP172 SERIAL FP172-0001 THRU FP172-0003		
		G---172 SERIAL 17254893 THRU 17259223		
		F172 SERIAL F172-0320 THRU F17200754		
		H---172 SERIAL 17251823 THRU 17254892		
		F172 SERIAL F172-0086 THRU F172-0319		
		J---172 SERIAL 17254893 THRU 17256512		
		F172 SERIAL F172-0320 THRU F172-0431,		
		F172-0436 THRU F172-0442,		
		F172-0444 THRU F172-0446		
		K---172 SERIAL 17256513 THRU 17259223		
		F172 SERIAL F172-0432 THRU F172-0435,		
		F172-0443, F172-0447 THRU		
		F17200754.		
		L---172 SERIAL 17256513 THRU 17259223		
		M---172 SERIAL 17256513 THRU 17257161		
		N---172 SERIAL 17249545 THRU 17256512		
		F172 SERIAL F172-0001 THRU F17200754		
		O---172 SERIAL 17254893 THRU 17256512		
		F172 SERIAL F172-0001 THRU F17200754		
		P---172 SERIAL 17257162 THRU 17259223		
		F172 SERIAL F172-0560 THRU F17200754		
		Q---172 SERIAL 17249545 THRU 17259223		
		F172 SERIAL F172-0001 THRU F17200754		
		P172 SERIAL P17257120 THRU P17257188		
		FP172 SERIAL FP172-0001 THRU FP172-0003		

Alighting Gear (Cont)

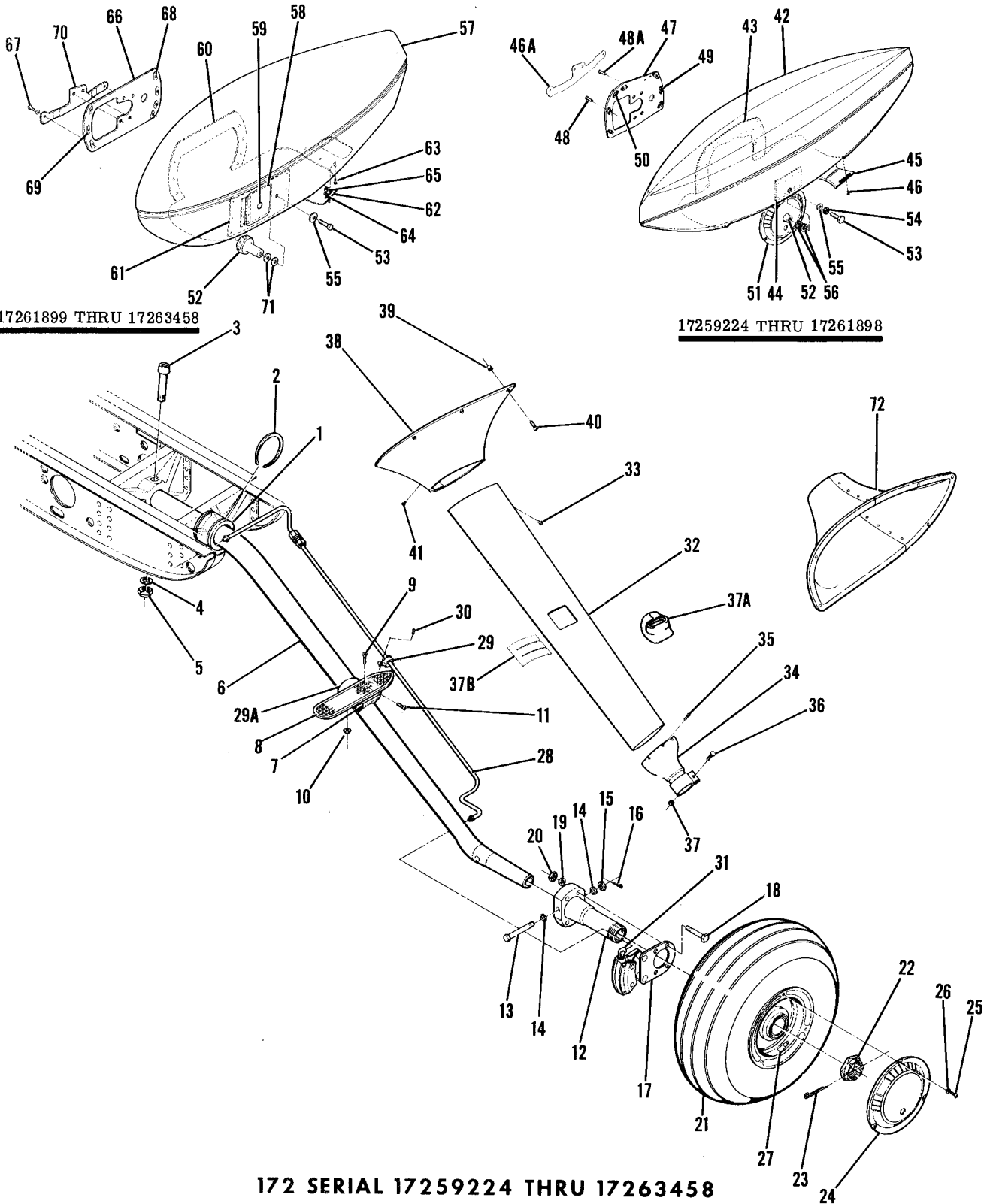


Figure 68. Main Landing Gear Installation

FIGURE AND INDEX NO.	PART NUMBER	DESCRIPTION	UNITS PER ASSY	USABLE ON CODE
		1 2 3 4 5 6 7		
68 -		MAIN LANDING GEAR INSTALLATION -----	NP	A
- 1	0541202-4	BUSHING -----	1	
- 2	MS16624-1262	RETAINER -----	2	
- 3	S2138-1	BOLT -----	1	
- 4	S1450-10-15-063	WASHER -----	AR	
- 5	MS20365-1018C	NUT -----	1	
		MAIN LANDING GEAR ASSEMBLY LH -----	1	
		MAIN LANDING GEAR ASSEMBLY RH -----	1	
- 6	0541198-5	SPRING ASSEMBLY-MAIN LANDING GEAR LH WEU 0541198-9 -----	1	C
	0541198-9	SPRING ASSEMBLY-MAIN LANDING GEAR LH -----	1	D
	0541198-6	SPRING ASSEMBLY-MAIN LANDING GEAR RH WEU 0541198-10 -----	1	C
	0541198-10	SPRING ASSEMBLY-MAIN LANDING GEAR RH -----	1	D
- 7	0541197-1	BRACKET ASSEMBLY-STEP LH WEU 0541212-1 -----	1	C
	0541212-1	BRACKET ASSEMBLY-STEP LH -----	1	D
	0541197-2	BRACKET ASSEMBLY-STEP RH WEU 0541212-2 -----	1	C
	0541212-2	BRACKET ASSEMBLY-STEP RH -----	1	D
- 8	0541211-1	STEP -----	1	
		ATTACHING PARTS -----		
- 9	AN507-1032R10	SCREW -----	1	
-10	MS21044N3	NUT -----	1	
-11	NAS221-9	SCREW -----	2	
	MS21044N3	NUT -----	2	
		---*---		
-12	0541199-1	AXLE-MAIN LANDING GEAR -----	1	
		ATTACHING PARTS -----		
-13	NAS464P7LA44	BOLT -----	1	
-14	AN960-716	WASHER -----	2	
-15	MS20364-720C	NUT -----	1	
-16	MS24665-317	PIN-COTTER -----	1	B
		---*---		
-17	SEE FIG 70	BRAKE ASSEMBLY -----	1	
		ATTACHING PARTS -----		
-18	AN5-13A	BOLT -----	4	
	AN5-14A	BOLT WHEN USED WITH FAIRINGS -----	4	
-19	AN960-516L	WASHER -----	4	
-20	MS21042L5	NUT -----	4	
		---*---		
-21	SEE FIG 70	WHEEL ASSEMBLY-MAIN LANDING GEAR -----	1	
-22	S1117-24	NUT -----	1	
-23	MS24665-351	PIN-COTTER -----	1	
-24	0741048-8	WHEEL CAP -----	1	
		ATTACHING PARTS -----		
-25	AN515-8R4	SCREW -----	3	
	S2191-8-4	SCREW USED WITH MCCAULEY WHEELS -----	3	
-26	AN936A8	WASHER -----	3	
		---*---		
-27	6241M	VALVE-EXTENSION DL -----	1	
	3680C	VALVE-EXTENSION SV ALTERNATE -----	1	
-28	0500118-126	LINE ASSEMBLY-BRAKE LH -----	1	
	0500118-127	LINE ASSEMBLY-BRAKE RH -----	1	
		ATTACHING PARTS -----		
-29	MS21919DG3	CLAMP -----	1	
-29A	S1486D26L	CLAMP -----	1	
-30	S1021Z10-8	SCREW -----	1	
		---*---		
-31	MS20822-3D	ELBOW -----	1	
-32	0541193-7	FAIRING ASSEMBLY-MAIN LANDING GEAR LH -----	1	
	0541193-8	FAIRING ASSEMBLY-MAIN LANDING GEAR RH -----	1	
		ATTACHING PARTS -----		
-33	AN515-8R6	SCREW -----	9	
		---*---		
	NAS680A08	NUTPLATE -----	7	
	NAS696A08	NUTPLATE -----	2	
	NAS696A06L	NUTPLATE -----	3	
-34	0541191-1	COVER PLATE ASSEMBLY-MAIN LANDING GEAR LH -----	1	
	0541191-2	COVER PLATE ASSEMBLY-MAIN LANDING GEAR RH -----	1	
		ATTACHING PARTS -----		
-35	AN515-6R6	SCREW -----	3	
-36	AN3-4	BOLT -----	1	
-37	MS21044N3	NUT -----	1	
		---*---		
-37A	0541213-1	FAIRING-STEP LH -----	1	E
	0541213-2	FAIRING-STEP RH -----	1	G
-37B	0541226-1	COVER-STEP BRACKET -----	2	G

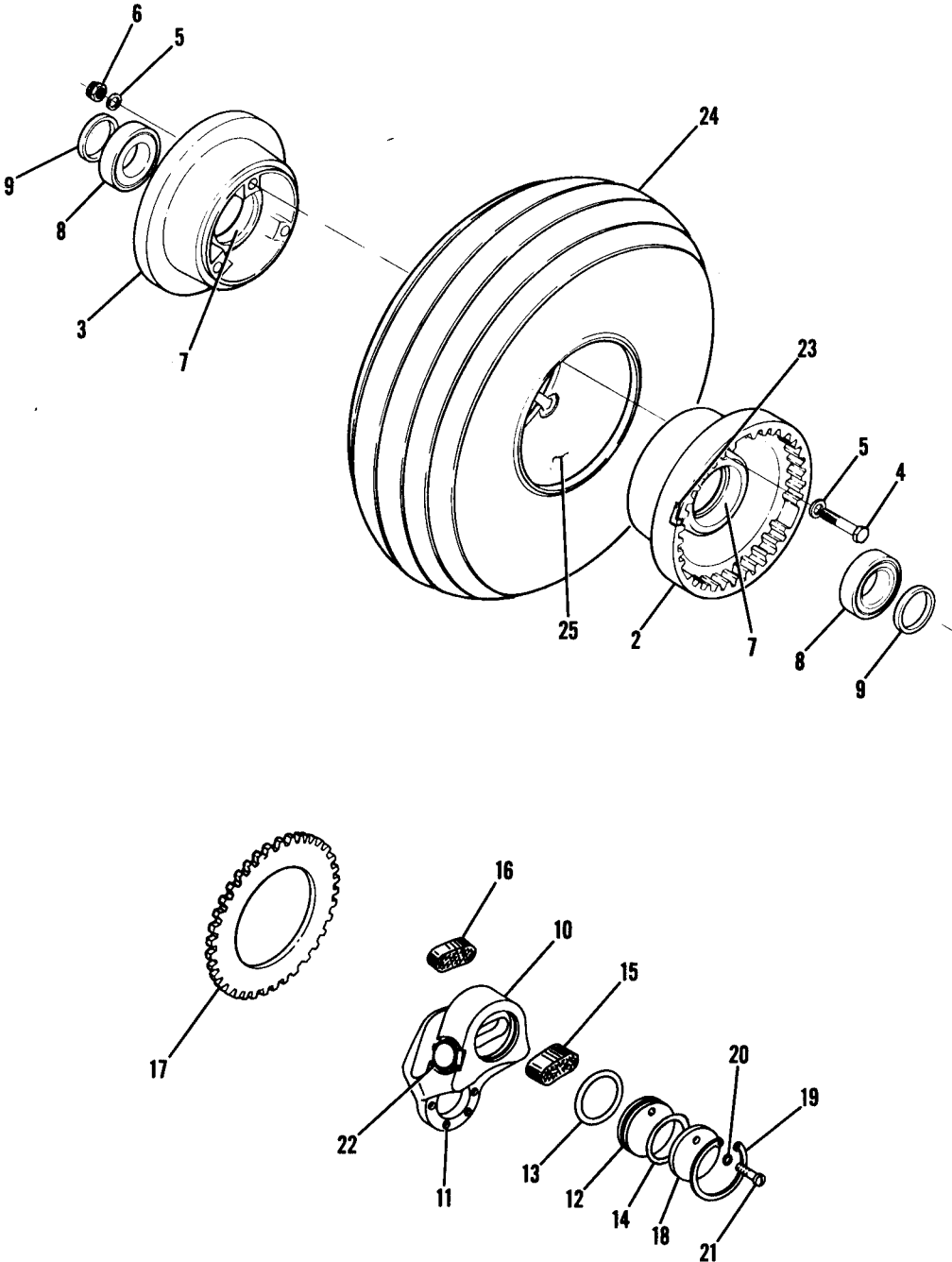
CONTINUED ON NEXT PAGE

FIGURE AND INDEX NO.	PART NUMBER	DESCRIPTION	UNITS PER ASSY	USABLE ON CODE
68 -38	1741005-239	FAIRING ASSY-MAIN LANDING GEAR LH VESTAL WHITE -----	1	
	1741005-247	FAIRING ASSY-MAIN LANDING GEAR LH PAINT TO MATCH ----- AIRCRAFT COLOR	1	
	1741005-240	FAIRING ASSY-MAIN LANDING GEAR RH VESTAL WHITE -----	1	
	1741005-248	FAIRING ASSY-MAIN LANDING GEAR RH PAINT TO MATCH ----- AIRCRAFT COLOR	1	
		ATTACHING PARTS		
-39	S1613-3-75	NUT -----	5	
-40	AN520-10R12	SCREW -----	5	
-41	AN515-6R6	SCREW -----	3	
		-----*		
-42	0541203-1	FAIRING ASSEMBLY-WHEEL MAIN LANDING GEAR LH -----	1	F
	0541203-2	FAIRING ASSEMBLY-WHEEL MAIN LANDING GEAR RH -----	1	F
-43	0541206-1	DOUBLER-WHEEL FAIRING -----	1	
-44	0541207-1	DOUBLER-WHEEL FAIRING -----	1	
-45	0541205-1	SCRAPER-WHEEL FAIRING -----	1	
		ATTACHING PARTS		
-46	AN520-10R16	SCREW -----	3	
	AN960-10	WASHER -----	3	
	MS21044N3	NUT -----	3	
		-----*		
-46A	0541210-1	STIFFENER-MAIN GEAR FAIRING-LH -----	1	F
	0541210-2	STIFFENER-MAIN GEAR FAIRING-RH -----	1	F
-47	0541188-1	MOUNTING PLATE ASSEMBLY-LH -----	1	F
	0541188-2	MOUNTING PLATE ASSEMBLY-RH -----	1	F
		ATTACHING PARTS		
-48	AN520-10R10	SCREW -----	3	
	AN525-10R12	SCREW -----	4	
	S1450-309-302	WASHER -----	7	
		-----*		
-49	NAS686A3	NUTPLATE -----	4	
-50	NAS680A3K	NUTPLATE -----	3	
-51	0741048-7	WHEEL CAP USE WITH FAIRING ONLY -----	2	F
-52	0741047-2	NUT USE WITH FAIRING ONLY -----	2	
	MS24665-362	PIN-COTTER -----	2	
-53	AN6-6A	BOLT -----	2	
-54	AN936B616	WASHER -----	2	F
-55	AN960-616L	WASHER -----	2	
-56	AN960-616	WASHER -----	AR	
-57	0541223-17	FAIRING ASSY-WHEEL MAIN LANDING GEAR LH -----	1	G
	0541223-16	FAIRING ASSY-WHEEL MAIN LANDING GEAR RH -----	1	G
-58	0541223-13	DOOR ASSY-FAIRING ACCESS -----	1	
-59	KM610-64	LATCH-DOOR CLC -----	1	
-60	0541219-1	DOUBLER-LH FAIRING -----	1	
	0541219-2	DOUBLER-RH FAIRING -----	1	
-61	0541222-1	DOUBLER-FAIRING -----	1	
-62	0541221-1	SCRAPER-FAIRING -----	2	
		ATTACHING PARTS		
-63	AN520-10R12	SCREW -----	3	
-64	AN960-10	WASHER -----	6	
-65	MS21044N3	NUT -----	3	
		-----*		
	NAS680A08	NUTPLATE -----	6	
-66	0541220-1	PLATE ASSY-LH MOUNTING -----	1	G
	0541220-2	PLATE ASSY-RH MOUNTING -----	1	G
		ATTACHING PARTS		
-67	AN525-10R10	SCREW -----	7	
	S1450-309-032	WASHER -----	7	
		-----*		
-68	NAS686A3	NUTPLATE -----	4	
-69	NAS680A3K	NUTPLATE -----	3	
-70	0541218-1	STIFFENER-LH FAIRING -----	1	G
	0541218-2	STIFFENER-RH FAIRING -----	1	G
-71	AN960-616	WASHER -----	AR	G

CONTINUED ON NEXT PAGE

FIGURE AND INDEX NO.	PART NUMBER	DESCRIPTION	UNITS PER ASSY	USABLE ON CODE
68 -72	0541224-1 0541224-2 AN525-832R10 S1021Z6-6	<p style="text-align: center;">1 2 3 4 5 6 7</p> FAIRING-BRAKE LH ----- FAIRING-BRAKE RH ----- ATTACHING PARTS ----- SCREW ----- SCREW ----- -----*----- A---172 SERIAL 17259224 THRU 17263458 F172 SERIAL F17200755 THRU F17201234 B---172 SERIAL 17259224 THRU 17259684 F172 SERIAL F17200755 THRU F17200804 C---172 SERIAL 17259224 THRU 17260554 F172 SERIAL F17200755 THRU F17200879 D---172 SERIAL 17260555 THRU 17263458 F172 SERIAL F17200880 THRU F17201234 E---172 SERIAL 17260759 THRU 17261898 F172 SERIAL F17200905 THRU F17201034 F---172 SERIAL 17259224 THRU 17261898 F172 SERIAL F17200755 THRU F17201034 G---172 SERIAL 17261899 THRU 17263458 F172 SERIAL F17201035 THRU F17201234	1 1 6 4	G G

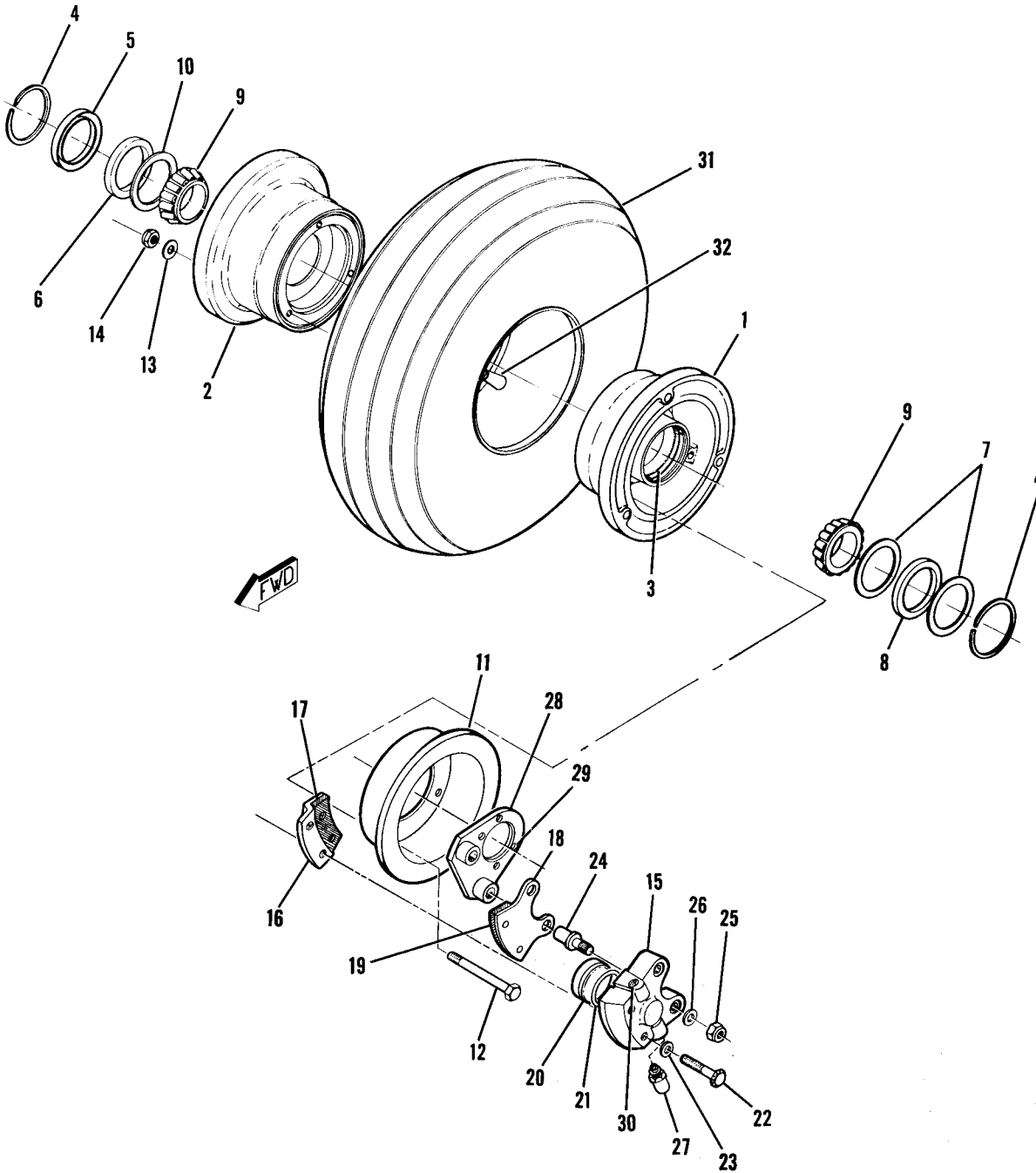
Aligning Gear (Cont)



172 SERIAL 17249545 THRU 17251822
F172 SERIAL - SEE CODE C
P172 SERIAL P17257120 THRU P17257188
 Figure 69. Main Landing Gear Wheel & Brake Assembly

FIGURE AND INDEX NO.	PART NUMBER	DESCRIPTION	UNITS PER ASSY	USABLE ON CODE
69 -		1 2 3 4 5 6 7		
- 1	0541183-9	WHEEL & BRAKE ASSEMBLY-MAIN LANDING GEAR ----- WHEEL ASSEMBLY-MAIN LANDING GEAR GY 9532522 ----- DELETED, NEVER USED -----	NP 1	C
- 2	9524201	WHEEL SUBASSEMBLY-INBOARD HALF GY -----	1	
- 3	9524318	WHEEL SUBASSEMBLY-OUTBOARD HALF GY ----- ATTACHING PARTS -----	1	
- 4	AN4-13A	BOLT -----	3	
- 5	AN960-416	WASHER -----	6	
- 6	FH428	NUT SPS ----- -----*	3	
- 7	13830 9524491	CUP-BEARING TI ----- CLIP-VALVE ----- ATTACHING PARTS -----	1 1	
	AN504-8R8	SCREW ----- -----*	1	
- 8	13889	CONE-BEARING TI -----	2	
- 9	9524218	SEAL-BEARING GY -----	2	
	0541161-3	BRAKE ASSEMBLY-GY9541936 WHEN EXHAUSTED USE 0541161-2 -----	1	A
	0541161-2	BRAKE ASSEMBLY GY9532181 -----	1	B
-10	9541458	HOUSING-BRAKE GY -----	1	
-11	9521184	BUSHING GY -----	1	
-12	9524223	PISTON GY -----	1	
-13	AN6230B2	O RING -----	1	
-14	AN6230B3	O RING -----	1	
-15	9525412	LINING-BRAKE GY -----	1	A
	9511269	LINING-BRAKE GY -----	1	B
-16	9525413	LINING-BRAKE GY -----	1	A
	9511271	LINING BRAKE GY -----	1	A
-17	9532277	DISC-BRAKE GY -----	1	B
-18	9524343	CYLINDER HEAD GY ----- ATTACHING PARTS -----	1	
-19	MS16625-212	SNAP RING ----- -----*	1	
-20	511846-4	SEAL-BLEEDER GY -----	1	
-21	AN502-10-6	SCREW-BLEEDER -----	1	
-22	9520448	PLUG-DRAIN GY -----	1	
	MS28778-4	GASKET-DRAIN -----	1	
-23	95-00184	CLIP KIT-BRAKE DISC GY -----	1	
-24	C262003-0101	TIRE 6.00 X 6 4 PLY -----	1	
-25	C262023-0102	TUBE -----	1	
<p>A---172 SERIAL 17249545 THRU 17250533 P172 SERIAL P17257120 THRU P17257188 F172 SERIAL F172-0001 THRU F172-0018 FP172 SERIAL FP172-0001 THRU FP172-0003</p> <p>B---172 SERIAL 17250534 THRU 17251822 F172 SERIAL F172-0019 THRU F172-0095,-0103, -0105,-0110 AND -0112</p> <p>C---172 SERIAL 17249545 THRU 17251822 F172 SERIAL F172-0019 THRU F172-0095,-0103, -0105,-0110 AND -0112 P172 SERIAL P17257120 THRU P17257188 FP172 SERIAL FP172-0001 THRU FP172-0003</p>				

Alighting Gear (Cont)



172 SERIAL 17251823 THRU 17263458

F172 SERIAL - SEE CODE A

Figure 70. Main Landing Gear Wheel & Brake Assembly

FIGURE AND INDEX NO.	PART NUMBER	DESCRIPTION							UNITS PER ASSY	USABLE ON CODE
		1	2	3	4	5	6	7		
70 -		WHEEL & BRAKE ASSEMBLY-MAIN LANDING GEAR -----							NP	A
	C163001-0103	WHEEL ASSEMBLY-MAIN GEAR CFP40-97A -----							1	G
	C163001-0104	WHEEL ASSEMBLY-MAIN GEAR CFP 40-113 -----							1	F
- 1	161-30	WHEEL HALF ASSEMBLY-MALE CFP -----							1	G
	161-04900	WHEEL HALF ASSEMBLY-MALE CFP -----							1	F
- 2	162-27	WHEEL HALF ASSEMBLY-FEMALE CFP -----							1	G
	162-04700	WHEEL HALF ASSEMBLY-FEMALE CFP -----							1	F
- 3	13836	CUP-BEARING -----							1	
- 4	3023	SNAP RING CFP -----							1	
- 5	153-15	RING-GREASE SEAL CFP -----							1	
- 6	154-13	FELT-GREASE SEAL CFP -----							1	
- 7	3022	RING-GREASE SEAL CFP -----							2	
- 8	3021	FELT-GREASE SEAL CFP -----							1	
- 9	13889	CONE-BEARING CFP -----							2	
-10	A39070	RING-GREASE SEAL CFP -----							1	
-11	164-26A	DISC ASSEMBLY-BRAKE CFP -----							1	G
	164-40	DISC ASSEMBLY-BRAKE CFP -----							1	F
-12	AN5-35A	BOLT -----							3	G
	AN4-36A	BOLT -----							3	F
-13	AN960-516	WASHER -----							3	G
	AN960-416	WASHER -----							3	F
-14	MS21042L5	NUT -----							3	G
	AN365-428	NUT -----							3	F
	C163030-0103 **	BRAKE ASSEMBLY INCLUDES NIPPLE CFP30-63 -----							1	D
		WHEN EXHAUSTED USE C163030-0107 -----								
	C163030-0105 **	BRAKE ASSEMBLY INCLUDES ELBOW CFP30-36 -----							1	D
		WHEN EXHAUSTED USE C163030-0107 -----								
	C163030-0107 **	BRAKE ASSEMBLY -----							1	E
	C163030-0111 **	BRAKE ASSEMBLY -----							1	F
	91-22	CYLINDER ASSEMBLY CFP -----							1	G
	091-04400	CYLINDER ASSEMBLY CFP -----							1	F
-15	61-19	CYLINDER CFP -----							1	G
	061-03700	CYLINDER CFP -----							1	F
-16	74-10	BACK PLATE ASSEMBLY CFP -----							1	F
-17	66-30	LINING -----							1	
-18	73-11	PRESSURE PLATE ASSEMBLY CFP -----							1	
-19	66-30	LINING CFP -----							1	
-20	92-17	PISTON ASSEMBLY CFP -----							1	
-21	AN6230B2	O RING -----							1	
-22	LP4-17AM	BOLT CFP -----							2	
-23	AN960-416L	WASHER -----							2	
-24	69-4	BOLT-ANCHOR CFP -----							2	
-25	MS21042L4	NUT -----							2	
-26	AN960-416L	WASHER -----							2	
-27	FC6446	SCREW-BLEEDER CFP -----							1	
	183-1	CAP-BLEEDER SCREW CFP -----							1	
	37-206	SEAT-BLEEDER SCREW CFP -----							1	
-28	75-31	TORQUE PLATE ASSEMBLY CFP -----							1	B
	75-37	TORQUE PLATE ASSY CFP -----							1	G
	075-06700	TORQUE PLATE ASSEMBLY CFP -----							1	F
-29	145-10	BUSHING-TORQUE PLATE CFP -----							2	
-30	MS20823-4D	ELBOW USED ON C163030-0105 ASSY -----							1	D
	AN816-4D	NIPPLE USED ON C163030-0103 ASSY -----							1	D
-31	C262003-0101	TIRE-6.00X6 4 PR -----							1	
	C262001-0101	TIRE-WHITE WALL 6.00X6 4 PLY RATED -----							1	H
		WEU C262001-0201 -----								
-32	C262001-0201	TIRE-WHITE WALL 6.00X6 6 PLY RATED -----							1	J
	C262023-0102	TUBE-6.00X6 -----							1	
<p>NOTE. *WHEN INITIALLY ORDERING C163030-0103, C163030-0105 OR C163030-0107 FOR AIRPLANES DESCRIBED IN CODE B ALSO ORDER 164-26 BRAKE DISC.</p> <p>NOTE. **BRAKE ASSEMBLIES DESCRIBED ARE NORMALLY LH, REVERSE FITTINGS & TORQUE PLATE BUSHING FOR RH INSTALLATION.</p> <p>CONTINUED ON NEXT PAGE</p>										



FIGURE AND INDEX NO.	PART NUMBER	DESCRIPTION	UNITS PER ASSY	USABLE ON CODE
70 -		<p>1 2 3 4 5 6 7</p> <p>A---172 SERIAL 17251823 THRU 17263458 F172 SERIAL F172-0096 THRU F172-0102,-0104,-0106 THRU-0109,-0111,-0113 THRU F17201234</p> <p>B---172 SERIAL 17251823 THRU 17252808 F172 SERIAL F172-0096 THRU F172-0102,-0104,-0106 THRU -0109,-0111,-0113 THRU F172-0204</p> <p>C---DELETED</p> <p>D---172 SERIAL 17252809 THRU 17256512 F172 SERIAL F172-0204 THRU F172-0559</p> <p>E---172 SERIAL 17256513 THRU 17259223 F172 SERIAL F172-0560 THRU F17200754</p> <p>F---172 SERIAL 17259224 THRU 17263458 F172 SERIAL F17200755 THRU F17201234</p> <p>G---172 SERIAL 17251823 THRU 17259223 F172 SERIAL F172-0096 THRU F172-0102, -0104, -0106 THRU -0109, -0111, -0113 THRU F17200754</p> <p>H---172 SERIAL 17251823 THRU 17260758 F172 SERIAL F172-0096 THRU F172-0102, -0104, -0106 THRU -0109, -0111, -0113 THRU F17200904</p> <p>J---172 SERIAL 17260759 THRU 17263458 F172 SERIAL F17200905 THRU F17201234</p>		

This page intentionally left blank.

Aligning Gear (Cont)

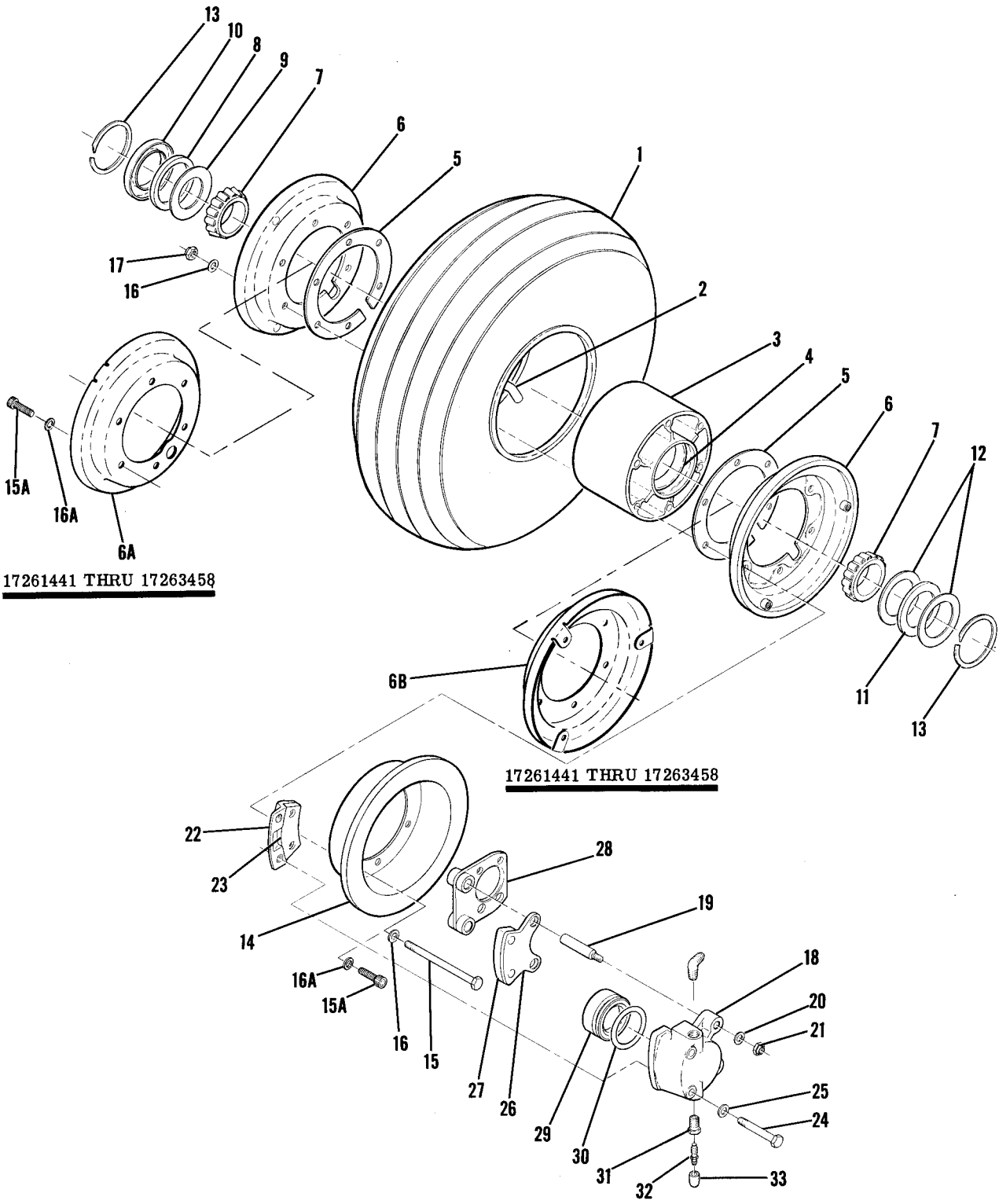
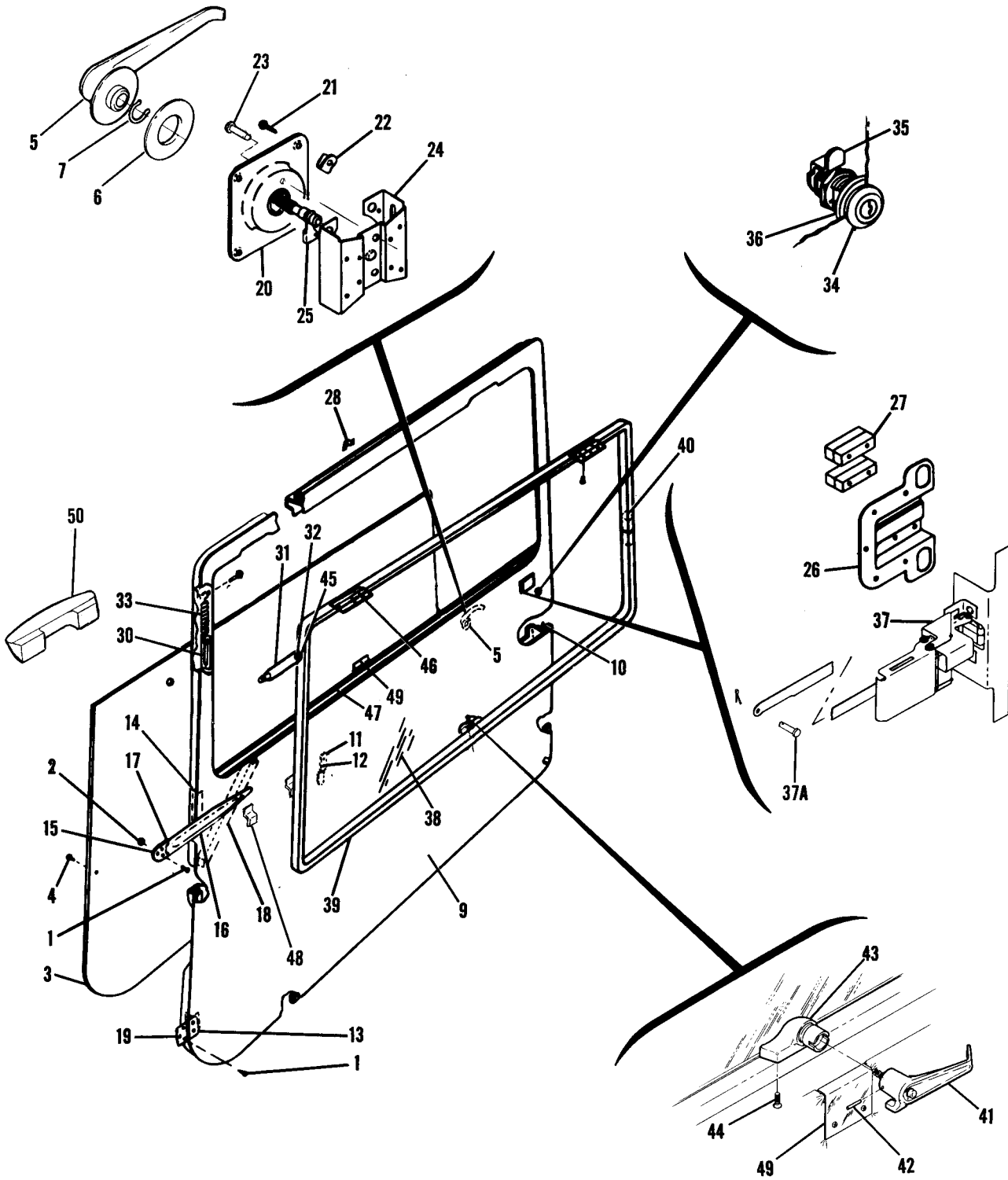


Figure 71. Main Gear Wheel & Brake Assembly (Alternate)



FIGURE AND INDEX NO.	PART NUMBER	DESCRIPTION							UNITS PER ASSY	USABLE ON CODE
		1	2	3	4	5	6	7		
71 -		WHEEL & BRAKE ASSEMBLY—MAIN LANDING GEAR ALTERNATE -----							NP	A
- 1	C262003-0101	TIRE-BLACKWALL 6.00X6 4 PLY RATED -----							1	
	C262004-0102	TIRE-WHITWALL 6.00X6 4 PLY RATED -----							1	
- 2	C262023-0102	TUBE 6.00X6 -----							1	
	C163002-0101 *	WHEEL ASSEMBLY—MAIN GEAR WEU C163003-0101 -----							1	B
	C163003-0101 *	WHEEL ASSEMBLY—MAIN GEAR -----							1	C
- 3	D30065	HUB ASSEMBLY USE WITH C163002-0101 MCL -----							1	B
	D30256	HUB ASSEMBLY USE WITH C163003-0101 MCL -----							1	C
- 4	A30079-1	CUP-BEARING MCL -----							2	
- 5	B30076	SPACER MCL -----							2	
- 6	D30062	FLANGE-WHEEL USE WITH C163002-0101 MCL -----							2	B
- 6A	C30163-1	FLANGE-WHEEL USE WITH C163003-0101 MCL -----							1	C
- 6B	C30163	FLANGE-WHEEL USE WITH C163003-0101 MCL -----							1	C
- 7	A30079-2	CONE-BEARING MCL -----							2	
- 8	A30010	GREASE SEAL-FELT MCL -----							1	
- 9	A30015	RETAINER-GREASE SEAL MCL -----							1	
-10	A30014	RETAINER-GREASE SEAL MCL -----							1	
-11	A30011	GREASE SEAL-FELT MCL -----							1	
-12	A30013	RETAINER-GREASE SEAL MCL -----							2	
-13	A1636-24	RING-RETAINER MCL -----							2	
-14	B30007	DISC ASSEMBLY USE WITH C163002-0101 MCL -----							1	B
	B30195	DISC ASSEMBLY USE WITH C163003-0101 MCL -----							1	C
-15	AN4-41A	BOLT USE WITH C163002-0101 -----							6	B
-15A	A1635-73	SCREW USE WITH C163003-0101 MCL -----							12	C
-16	AN960-416L	WASHER USE WITH C163002-0101 -----							12	B
-16A	A1638-30	WASHER USE WITH C163003-0101 MCL -----							6	C
-16B	A1638-1	WASHER USE WITH C163003-0101 MCL -----							6	C
-17	MS21042L4	NUT USE WITH C163002-0101 -----							6	B
	C163032-0105 **	BRAKE ASSEMBLY -----							1	
	C30019	CYLINDER ASSEMBLY MCL -----							1	
-18	C30041	CYLINDER MCL -----							1	
-19	A30023	PIN-GUIDE MCL -----							2	
-20	AN960-416L	WASHER -----							2	
-21	MS21042L4	NUT -----							2	
-22	B30027	BACK PLATE ASSEMBLY MCL -----							1	
-23	B30026	LINING-BRAKE MCL -----							1	
	A30087	RIVET MCL -----							2	
-24	AN4H21A	BOLT -----							2	
-25	AN960-416L	WASHER -----							2	
-26	B30024	PRESSURE PLATE ASSEMBLY MCL -----							1	
-27	B30026	LINING-BRAKE MCL -----							1	
	A30087	RIVET MCL -----							2	
-28	B30089	TORQUE PLATE ASSEMBLY MCL -----							1	
-29	A30021	PISTON ASSEMBLY MCL -----							1	
-30	AN6230B2	O RING -----							1	
-31	A30030	FITTING-BLEEDER MCL -----							1	
-32	A30085	FITTING-BLEEDER MCL -----							1	
-33	A30040	CAP-DUST MCL -----							1	
	R561	RIVET SET KIT -----							1	
<p>NOTE. *THIS WHEEL ASSEMBLY MUST BE USED ONLY ON AIRCRAFT ORIGINALLY EQUIPED WITH C163002-0101 OR C163003-0101 MAIN GEAR WHEELS</p> <p>NOTE. **THIS BRAKE ASSY MUST BE USED WITH C163002-0101 OR C163003-0101 WHEEL ASSYS ONLY.</p> <p>A---172 SERIAL 17260835 THRU 17263458 F172 SERIAL F17200901 THRU F17201234</p> <p>B---172 SERIAL 17260835 THRU 17261440 F172 SERIAL F17200901 THRU F17201044</p> <p>C---172 SERIAL 17261441 THRU 17263458 F172 SERIAL F17201045 THRU F17201234</p>										

Door & Window



172 SERIAL 17249545 THRU 17253392
P172 SERIAL P17257120 THRU P17257188

Figure 72. Left Cabin Door Assembly

FIGURE AND INDEX NO.	PART NUMBER	DESCRIPTION	UNITS PER ASSY	USABLE ON CODE
72 -		CABIN DOOR ASSEMBLY-LH -----	NP	G
		ATTACHING PARTS		
- 1	AN520-10R9	SCREW -----	5	
- 2	MS21044N3	NUT -----	5	
		-----*		
- 3	0500212-1	PANEL ASSEMBLY-UPHOLSTERY SKYHAWK MODELS ONLY -----	1	A
	0500212-3	PANEL ASSEMBLY-UPHOLSTERY -----	1	A
	0500217-3	PANEL ASSEMBLY-UPHOLSTERY -----	1	B
	0500240-5	PANEL ASSEMBLY-UPHOLSTERY -----	1	F
- 4	807	FASTENER-UPHOLSTERY AJV -----	17	
- 5	0711027-1	HANDLE-INSIDE DOOR -----	1	
- 6	0511189-2	ESCUTCHEON-DOOR HANDLE -----	1	
- 7	0511189-1	CLIP-DOOR HANDLE -----	1	
- 8		DELETED -----		
- 9	0511460-1	STRUCTURE ASSEMBLY-CABIN DOOR LH -----	1	
-10	S1346-1	SEAL 144 IN LG BULK ITEM REF S-1346-1-144 -----	1	
-11	0511463-1	CLIP-UPHOLSTERY RETAINER -----	2	
		ATTACHING PARTS		
-12	S1021Z4-4	SCREW -----	2	
		-----*		
-13	0511461-1	REINFORCEMENT-DOOR HINGE -----	1	
-14	0511464-1	ANGLE-DOOR REINFORCEMENT -----	1	
	0511280-1	HINGE ASSEMBLY-DOOR UPPER -----	1	
-15	0511237-1	HINGE HALF ASSEMBLY -----	1	
-16	0511238-1	HINGE HALF ASSEMBLY -----	1	
-17	0711001-59	PIN-HINGE UPPER -----	1	
-18	0511469-1	BRACKET-HINGE UPPER -----	1	
-19	0511280-3	HINGE-DOOR LOWER -----	1	
-20	0413195-3	PLATE ASSEMBLY-DOOR HANDLE BEARING -----	1	
		ATTACHING PARTS		
-21	S1022Z8-8	SCREW -----	4	
-22	NAS395-16-3	NUT -----	4	
		-----*		
-23	AN520-10R12	SCREW -----	1	
-24	0511465-1	BRACKET ASSEMBLY-DOOR HANDLE INNER -----	1	
-25	0511227-7	SHAFT-DOOR HANDLE -----	1	
-26	0411576	PAN-DOOR LATCH -----	1	
-27	0411886	SPACER-DOOR LATCH PAN -----	4	
-28	A1663-028-1	LATCH-DOOR STOP -----	1	
-29		DELETED, NEVER USED -----		
-30	0711021-1	PLATE -----	1	
-31	0711021-4	ARM ASSEMBLY -----	1	
		ATTACHING PARTS		
-32	AN525-10R8	SCREW -----	1	
		-----*		
-33	0711021-9	SPRING -----	1	
-34	0413323-4	LOCK ASSEMBLY-DOOR WHEN EXHAUSTED USE C253001-0101 -----	1	
	C253001-0101	LOCK ASSEMBLY-DOOR -----	1	
-35	0413322-3	CAM -----	1	
-36	0411851	WASHER -----	1	
-37	0511112-18 *	LATCH ASSEMBLY-DOOR SEE FIGURE 42 -----	1	
		ATTACHING PARTS		
-37A	AN520-10R6	SCREW -----	8	
	MS20392-1C7	PIN -----	1	
	MS24665-132	PIN-COTTER -----	1	
		-----*		
-38	0711050-19	WINDOW ASSEMBLY-DOOR LH -----	1	
	0711051-1	GLASS ASSEMBLY-WINDOW -----	1	
	0711051-5	SEAL ONE PIECE TYPE -----	1	
-39	0711050-5	FRAME-WINDOW LH -----	1	
-40	0711050-7	SPLICE TUBE -----	1	
		ATTACHING PARTS		
	CR163-4-4	RIVET CY -----	8	
		-----*		

CONTINUED ON NEXT PAGE

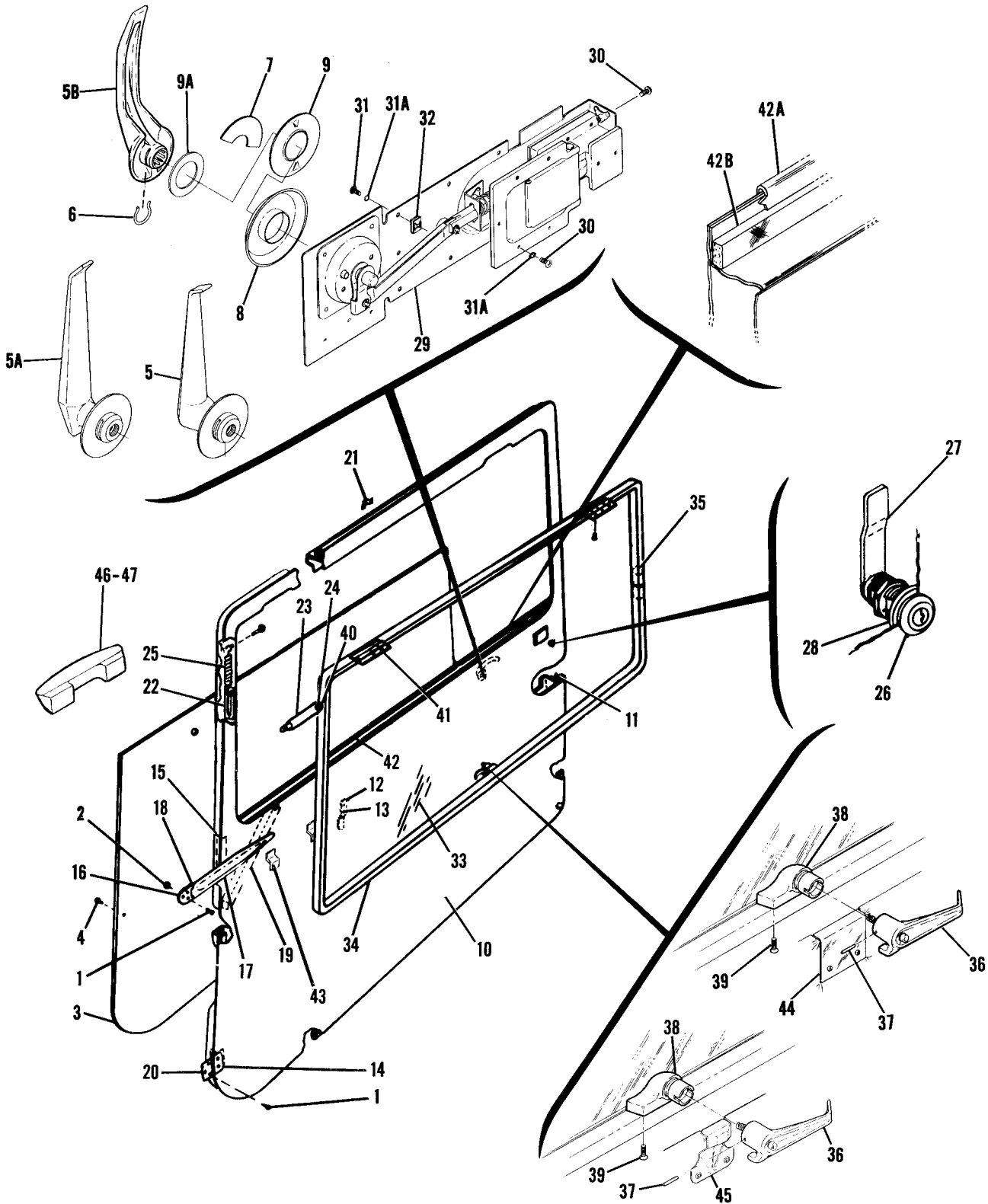
FIGURE AND INDEX NO.	PART NUMBER	DESCRIPTION	UNITS PER ASSY	USABLE ON CODE
72 -41	0811725-40 S1483-2	HANDLE ASSEMBLY-WINDOW ----- HANDLE ASSEMBLY-WINDOW LATCH ----- ATTACHING PARTS	1 1	C D
-42	NAS561P3-8	ROLL PIN ----- *-----	1	
-43	1411202-201	BRACKET ASSEMBLY-WINDOW LATCH ----- ATTACHING PARTS	1	
-44	NAS514P1032-14 NAS43HT3-34	SCREW ----- SPACER ----- *-----	2 2	
-45	S1613-3-75	RIVNUT GD -----	1	
-46	0411185-9	HINGE-WINDOW -----	2	
-47	S1378-2	SEAL-84.0 IN LG BULK ITEM REF S1378-2-84.00 -----	1	
-48	0711125-1 0711125-2 S1021Z8-8	BRACKET-ARM REST FORWARD ----- BRACKET-ARM REST AFT ----- SCREW -----	1 1 2	
-49	0711021-7 S1021Z8-8	PLATE-STRIKER ----- ATTACHING PARTS SCREW ----- *-----	1 2	
-50	1414082-1 1414082-7 1414082-14 NAS221-17 1414082-6 1414082-13	ARMREST ASSEMBLY WHEN EXHAUSTED USE 1414082-7 ----- ARMREST ASSEMBLY ----- ARMREST ASSEMBLY ----- ATTACHING PARTS SCREW ----- *----- PAD ASSEMBLY-ARMREST ----- PAD ASSEMBLY-ARMREST -----	1 1 1 2 1 1	A B F E F
<p>NOTE. *WHEN ORDERING THIS PART FOR AIRPLANES PRIOR TO SERIAL 17250153 OR P17257178 THAT HAVE NOT BEEN MODIFIED TO SK172-16, ALSO ORDER ONE 0511248-1 SPRING & INSTALL IN ACCORDANCE WITH INSTRUCTIONS OF SK172-16.</p> <p>A---172 SERIAL 17249545 THRU 17250572 P172 SERIAL P17257120 THRU P17257188 F172 SERIAL F172-0001 THRU F172-0018 FP172 SERIAL FP172-0001 THRU FP172-0003</p> <p>B---172 SERIAL 17250573 THRU 17251822 F172 SERIAL F172-0019 THRU F172-0085</p> <p>C---172 SERIAL 17249545 THRU 17250809 F172 SERIAL F172-0001 THRU F172-0040</p> <p>D---172 SERIAL 17250810 THRU 17253392 F172 SERIAL F172-0041 THRU F172-0179</p> <p>E---172 SERIAL 17249545 THRU 17251822 F172 SERIAL F172-0001 THRU F172-0085 P172 SERIAL P17257120 THRU P17257188 FP172 SERIAL FP172-0001 THRU FP172-0003</p> <p>F---172 SERIAL 17251823 THRU 17253392 F172 SERIAL F172-0086 THRU F172-0179</p> <p>G---172 SERIAL 17249545 THRU 17253392 F172 SERIAL F172-0001 THRU F172-0179 P172 SERIAL P17257120 THRU P17257188 FP172 SERIAL FP172-0001 THRU FP172-0003</p>				



FIGURE AND INDEX NO.	PART NUMBER	DESCRIPTION	UNITS PER ASSY	USABLE ON CODE
73 -		CABIN DOOR ASSEMBLY-LH ----- ATTACHING PARTS -----	NP	A
- 1	AN520-10R9	SCREW -----	5	
- 2	MS21044N3	NUT -----	5	
- 3	0500251-5	# PANEL ASSEMBLY-UPHOLSTERY -----	1	B
	0500258-5	# PANEL ASSEMBLY-UPHOLSTERY -----	1	D
	0500258-29	# PANEL ASSEMBLY-UPHOLSTERY 172 ONLY -----	1	E
	0500258-5	# PANEL ASSEMBLY-UPHOLSTERY SKYHAWK ONLY -----	1	E
	0514009-5	# PANEL ASSEMBLY-UPHOLSTERY -----	1	K
	0514039-5	# PANEL ASSEMBLY-UPHOLSTERY -----	1	O
	0514059-5	# PANEL ASSEMBLY-UPHOLSTERY -----	1	R
	0514073-5	# PANEL ASSEMBLY-UPHOLSTERY -----	1	X
	0515004-3	# PANEL ASSEMBLY-UPHOLSTERY -----	1	AB
	0515005-3	# PANEL ASSEMBLY-UPHOLSTERY -----	1	AC
- 4	807	FASTENER-UPHOLSTERY AJV -----	17	M
	S1881-1	FASTENER-UPHOLSTERY -----	17	O
	S1933-1	FASTENER-UPHOLSTERY -----	17	P
- 5	0711027-1	HANDLE-INSIDE DOOR -----	1	H
- 5A	1211250-7	HANDLE-INSIDE DOOR -----	1	J
	1211251-1	INSERT-DOOR HANDLE -----	1	J
- 5B	0517006-2	HANDLE-INSIDE DOOR -----	1	Y
- 6	0511189-1	CLIP-DOOR HANDLE -----	1	
- 7	0700166-1	PLACARD-DOOR HANDLE LH -----	1	G
- 8	1705015-1	PLACARD-DOOR HANDLE LH -----	1	F
- 9	0511189-2	ESCUTCHEON-DOOR HANDLE -----	1	G
- 9A	1211836-1	WASHER -----	1	N
-10	0511460-9	STRUCTURE ASSEMBLY-CABIN DOOR LH -----	1	G
	0511460-23	STRUCTURE ASSEMBLY-CABIN DOOR LH -----	1	K
	0511460-33	STRUCTURE ASSEMBLY-CABIN DOOR LH -----	1	O
	0511460-49	STRUCTURE ASSEMBLY-CABIN DOOR LH -----	1	T
	0511803-1	STRUCTURE ASSEMBLY-CABIN DOOR LH -----	1	U
-11	S1346-1	SEAL 144 IN LG BULK ITEM REF S1346-1-144 -----	1	
-12	0511463-1	CLIP-UPHOLSTERY RETAINER -----	2	
-13	S102124-4	ATTACHING PARTS ----- SCREW -----	2	
-14	0511461-1	REINFORCEMENT-DOOR HINGE -----	1	
-15	0511464-1	ANGLE-DOOR REINFORCEMENT -----	1	
	0511280-1	HINGE ASSEMBLY-DOOR UPPER -----	1	
-16	0511237-1	HINGE HALF ASSEMBLY -----	1	
-17	0511238-1	HINGE HALF ASSEMBLY -----	1	
-18	0711001-59	PIN-HINGE UPPER -----	1	
-19	0511469-1	BRACKET-HINGE UPPER -----	1	
-20	0511280-3	HINGE-DOOR LOWER -----	1	
-21	A1663-028-1	LATCH-DOOR STOP WEU A1663-022-1 -----	1	M
	A1663-022-1	LATCH-DOOR STOP TIN -----	1	L
-22	0711021-1	PLATE -----	1	
-23	0711021-11	ARM ASSEMBLY ALSO ORDER 0711021-12 SPACER -----	1	
-24	AN525-10R8	ATTACHING PARTS ----- SCREW -----	1	
	0711021-12	SPACER -----	1	
-25	0711021-9	SPRING -----	1	
-26	0413323-9	LOCK ASSEMBLY-DOOR WHEN EXHAUSTED USE C253001-0101 -----	1	B
	C253001-0101	LOCK ASSEMBLY-DOOR -----	1	C
-27	0511263-1	CAM-DOOR LOCK -----	1	
-28	0411851	WASHER -----	1	
-29	SEE FIG 78	LATCH ASSEMBLY-DOOR -----	1	
-30	AN525-832R6	ATTACHING PARTS ----- SCREW -----	9	
-31	S102126-6	SCREW -----	11	
-31A	AN93686	WASHER -----	18	
-32	NAS395-5-3	NUT -----	10	
	NAS488-1-3	NUT -----	1	
	0711050-19	WINDOW ASSEMBLY-DOOR LH -----	1	G
	0711050-23	WINDOW ASSEMBLY-DOOR LH -----	1	F
-33	0711051-1	GLASS ASSEMBLY-WINDOW -----	1	
	0711051-2	GLASS ASSEMBLY-WINDOW TINTED -----	1	
	0711051-5	SEAL -----	1	
-34	0711050-5	FRAME-WINDOW LH -----	1	
-35	0711050-7	SPLICE TUBE -----	1	
	CR163-4-4	ATTACHING PARTS ----- RIVET CY -----	8	

CONTINUED ON NEXT PAGE

Door & Window (Cont)



172 SERIAL 17253393 THRU 17263458

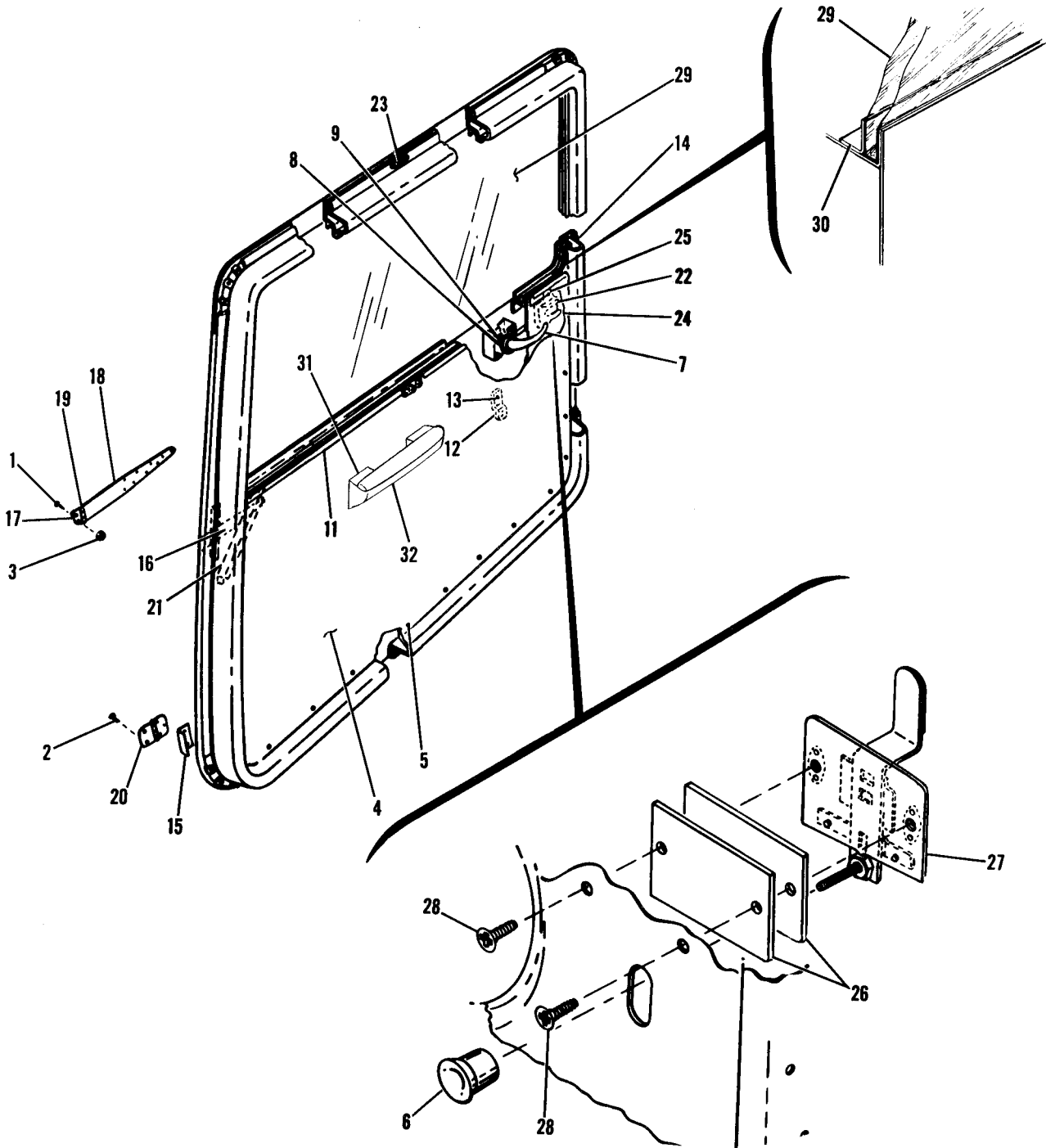
Figure 73. Left Cabin Door Assembly

FIGURE AND INDEX NO.	PART NUMBER	DESCRIPTION	UNITS PER ASSY	USABLE ON CODE
		1 2 3 4 5 6 7		
73 -36	S1483-2	HANDLE ASSEMBLY-WINDOW LATCH -----	1	
		ATTACHING PARTS -----		
-37	NAS561P3-8	ROLL PIN -----	1	
		-----*		
-38	1411202-201	BRACKET ASSEMBLY-WINDOW LATCH -----	1	
		ATTACHING PARTS -----		
-39	NAS514P1032-14	SCREW -----	2	
	NAS43HT3-34	SPACER -----	2	
		-----*		
-40	S1613-3-75	RIVNUT GD -----	1	
-41	0411185-9	HINGE-WINDOW -----	2	M
	0411185-7	HINGE-WINDOW -----	2	L
-42	S1378-2	SEAL 84.0 IN LG BULK ITEM REF S1378-2-84.00 -----	1	Z
-42A	S2195-1	TRIM 84.0 IN LG BKI REF S2195-1-84.00 -----	1	AA
-42B	S2108-1	SEAL 84.0 IN LG BKI REF S2108-1-84.00 -----	1	AA
-43	0711125-1	BRACKET-ARM REST FORWARD -----	1	Q
	0711125-2	BRACKET-ARM REST AFT -----	1	Q
	0711125-5	BRACKET ASSEMBLY-ARM REST FWD -----	1	T
	0711125-6	BRACKET ASSEMBLY-ARM REST AFT -----	1	T
	0511804-1	BRACKET ASSEMBLY-ARM REST RH -----	1	U
	NAS680A3	NUT -----	2	U
-44	0711021-7	PLATE-STRIKER -----	1	G
-45	0517002-1	PLATE-STRIKER -----	1	F
		ATTACHING PARTS -----		
	S1021Z8-8	SCREW -----	2	
		-----*		
-46	1414082-18	ARMREST ASSEMBLY -----	1	V
	1414082-20	ARMREST ASSEMBLY -----	1	W
		ATTACHING PARTS -----		
	NAS221-17	SCREW -----	2	AD
	S1021Z10-20	SCREW -----	2	AE
	NAS396-7	NUT -----	2	AE
	AN520-10R20	SCREW -----	2	W
		-----*		
	1414082-13	PAD ASSEMBLY-ARMREST -----	1	V
	1414082-21	PAD ASSEMBLY-ARMREST -----	1	W
-47	0514078-5	ARMREST ASSEMBLY -----	1	S
	0715039-1	ARMREST ASSEMBLY -----	1	AC
		ATTACHING PARTS -----		
	AN520-10R20	SCREW -----	2	S
	AN520-10R12	SCREW -----	2	AC
		-----*		
<p>NOTE. #THIS PART MUST HAVE A SECOND DASH NUMBER ADDED TO DENOTE COLOR. REFER TO HOW TO ORDER UPHOLSTERED PARTS-PAGE XVIII.</p> <p>A---172 SERIAL 17253393 THRU 17263458 F172 SERIAL F172-0180 THRU F17201234</p> <p>B---172 SERIAL 17253393 THRU 17254892 F172 SERIAL F172-0180 THRU F172-0319</p> <p>C---172 SERIAL 17254893 THRU 17263458 F172 SERIAL F172-0320 THRU F17201234</p> <p>D---172 SERIAL 17254893 THRU 17256512 F172 SERIAL F172-0320 THRU F172-0559</p> <p>E---172 SERIAL 17256513 THRU 17257161</p> <p>F---172 SERIAL 17257162 THRU 17263458 F172 SERIAL F172-0560 THRU F17201234</p> <p>G---172 SERIAL 17253393 THRU 17257161 F172 SERIAL F172-0180 THRU F172-0559</p> <p>H---172 SERIAL 17253393 THRU 17257161 F172 SERIAL F172-0180 THRU F17200904</p> <p>J---172 SERIAL 17257162 THRU 17260758</p> <p>K---172 SERIAL 17257162 THRU 17258486 F172 SERIAL F172-0560 THRU F172-0654</p> <p>L---172 SERIAL 17258487 THRU 17263458 F172 SERIAL F17200655 THRU F17201234</p> <p>M---172 SERIAL 17253393 THRU 17258486 F172 SERIAL F172-0180 THRU F172-0654</p> <p>N---172 SERIAL 17258810 THRU 17263458 F172 SERIAL F17200680 THRU F17201234</p> <p>O---172 SERIAL 17258487 THRU 17259223 F172 SERIAL F17200655 THRU F17200754</p> <p>P---172 SERIAL 17259224 THRU 17263458 F172 SERIAL F17200755 THRU F17201234</p>				
CONTINUED ON NEXT PAGE				

FIGURE AND INDEX NO.	PART NUMBER	DESCRIPTION	UNITS PER ASSY	USABLE ON CODE
73 -		Q---172 SERIAL 17253393 THRU 17259223 F172 SERIAL F172-0180 THRU F17200754 R---172 SERIAL 17259224 THRU 17259903 F172 SERIAL F17200755 THRU F17200804 S---172 SERIAL 17259904 THRU 17261898 F172 SERIAL F17200805 THRU F17201034 T---172 SERIAL 17259224 THRU 17259903 F172 SERIAL F17200755 THRU F17201234 U---172 SERIAL 17259904 THRU 17263458 V---172 SERIAL 17253393 THRU 17257161 F172 SERIAL F172-0180 THRU F17200754 W---172 SERIAL 17257162 THRU 17259903 F172 SERIAL F17200755 THRU F17200804 X---172 SERIAL 17259904 THRU 17260758 F172 SERIAL F17200805 THRU F17200904 Y---172 SERIAL 17260759 THRU 17263458 F172 SERIAL F17200905 THRU F17201234 Z---172 SERIAL 17253393 THRU 17261729 F172 SERIAL F172-0180 THRU F17201034 AA---172 SERIAL 17261730 THRU 17263458 F172 SERIAL F17201035 THRU F17201234 AB---172 SERIAL 17260759 THRU 17261898 F172 SERIAL F17200905 THRU F17201034 AC---172 SERIAL 17261899 THRU 17263458 F172 SERIAL F17201035 THRU F17201234 AD---172 SERIAL 17253393 THRU 17256512 F172 SERIAL F172-0180 THRU F172-0559 AE---172 SERIAL 17256513 THRU 17257161 F172 SERIAL F172-0560 THRU F17200754		

This page intentionally left blank.

Door & Window (Cont)



172 SERIAL 17249545 THRU 17253392
P172 SERIAL P17257120 THRU P17257188

Figure 74. Right Cabin Door Assembly

FIGURE AND INDEX NO.	PART NUMBER	DESCRIPTION	UNITS PER ASSY	USABLE ON CODE
74 -		CABIN DOOR ASSEMBLY-RH ----- ATTACHING PARTS -----	NP	E
- 1	AN520-10R8	SCREW -----	3	
- 2	AN520-10R8	SCREW -----	2	
- 3	MS21044N3	NUT -----	5	
		-----*		
- 4	0500212-2	PANEL ASSEMBLY-UPHOLSTERY SKYHAWK ONLY -----	1	A
	0500212-4	PANEL ASSEMBLY-UPHOLSTERY -----	1	A
	0500217-4	PANEL ASSEMBLY-UPHOLSTERY -----	1	B
	0500240-0	PANEL ASSEMBLY-UPHOLSTERY -----	1	C
- 5	807	FASTENER-UPHOLSTERY PANEL AUV -----	17	
- 6	0713303-2	KNOB-THUMB LATCH -----	1	
- 7	0711027-1	HANDLE-DOOR INSIDE -----	1	
- 8	0511189-2	ESCUTCHEON-DOOR HANDLE -----	1	
- 9	0511189-1	CLIP-DOOR HANDLE RETAINING -----	1	
-10		DELETED -----		
	0511460-2	STRUCTURE ASSEMBLY-CABIN DOOR RH -----	1	
-11	0711023-15	RETAINER-UPHOLSTERY -----	1	
-12	0511463-1	CLIP-UPHOLSTERY -----	2	
		ATTACHING PARTS -----		
-13	S102124-4	SCREW -----	2	
		-----*		
-14	S1346-1	SEAL 144 IN LG BULK ITEM REF S-1346-1-144 -----	1	
-15	0511461-1	REINFORCEMENT-DOOR HINGE -----	1	
-16	0511464-1	ANGLE-DOOR REINFORCEMENT -----	1	
	0511280-2	HINGE ASSEMBLY-DOOR UPPER RIGHT -----	1	
-17	0511237-2	HINGE HALF ASSEMBLY -----	1	
-18	0511238-2	HINGE HALF ASSEMBLY -----	1	
-19	0711001-59	PIN-HINGE -----	1	
-20	0511280-4	HINGE ASSEMBLY-DOOR LOWER RIGHT -----	1	
-21	0511467-1	SHAFT-DOOR HANDLE -----	1	
	0411576	PAN-DOOR LATCH -----	1	
	0511227-6	SHAFT-DOOR HANDLE -----	1	
-22	0411886	SPACER-DOOR LATCH PAN -----	4	
-23	A1663-028-1	LATCH-DOOR STOP TIN -----	1	
	0413195-3	PLATE ASSEMBLY-DOOR HANDLE BEARING -----	1	
		ATTACHING PARTS -----		
	S102228-8	SCREW -----	4	
	NAS395-16-3	NUT -----	4	
		-----*		
	0511465-1	BRACKET ASSEMBLY-DOOR HANDLE INNER -----	1	
	MS20392-3C27	PIN -----	1	
-24	0511112-18 *	LATCH ASSEMBLY-DOOR SEE FIGURE 42 -----	1	
		ATTACHING PARTS -----		
-25	AN520-10R6	SCREW -----	8	
		-----*		
-26	0511466-1	DOUBLER-THUMB LATCH -----	2	
-27	SEE FIG 79	LATCH ASSEMBLY-THUMB -----	1	
		ATTACHING PARTS -----		
-28	S102128-8	SCREW -----	2	
		-----*		

CONTINUED ON NEXT PAGE

FIGURE AND INDEX NO.	PART NUMBER	DESCRIPTION							UNITS PER ASSY	USABLE ON CODE
		1	2	3	4	5	6	7		
74 -29	1210040-23	GLASS ASSEMBLY-WINDOW -----							1	
-30	1210040-10	RETAINER-WINDOW -----							1	
-31	0711125-1	BRACKET-ARM REST FORWARD -----							1	
	0711125-2	BRACKET-ARM REST AFT -----							1	
-32	1414082-1	ARMREST ASSEMBLY WHEN EXHAUSTED USE 1414082-7 -----							1	A
	1414082-7	ARMREST ASSEMBLY -----							1	B
	1414082-14	ARMREST ASSEMBLY -----							1	C
	ATTACHING PARTS									
	NAS221-17	SCREW -----							2	

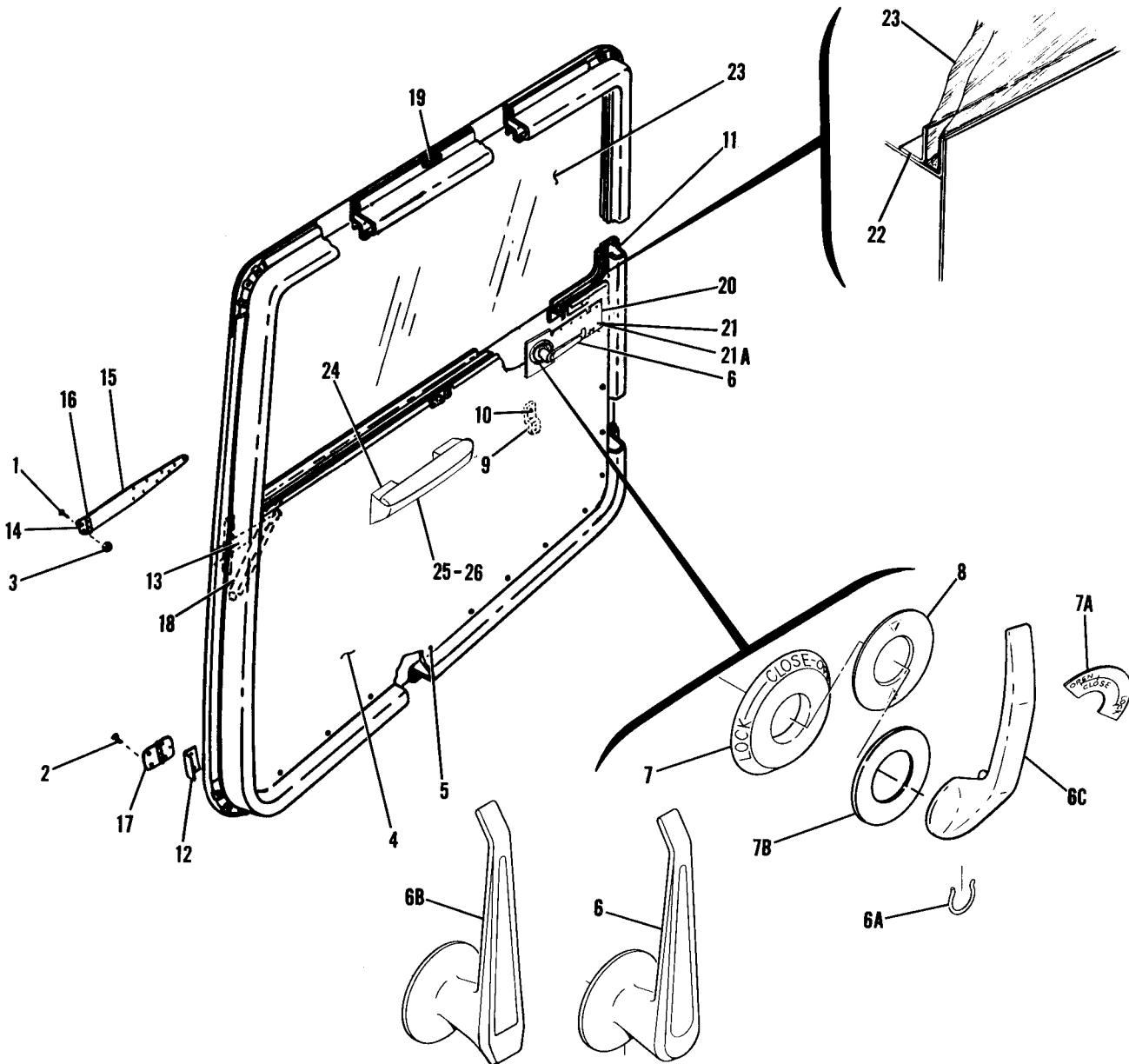
	1414082-6	PAD ASSEMBLY-ARMREST -----							1	D
	1414082-13	PAD ASSEMBLY-ARMREST -----							1	C
<p>NOTE. *WHEN ORDERING THIS PART FOR AIRPLANES PRIOR TO SERIAL 17250153 OR P17257175 THAT HAVE NOT BEEN MODIFIED TO SK172-16, ALSO ORDER ONE 0511248-1 SPRING & INSTALL IN ACCORDANCE WITH INSTRUCTIONS OF SK172-16.</p> <p>A---172 SERIAL 17249545 THRU 17250572 P172 SERIAL P17257120 THRU P17257188 F172 SERIAL F172-0001 THRU F172-0018 FP172 SERIAL FP172-0001 THRU FP172-0003</p> <p>B---172 SERIAL 17250573 THRU 17251822 F172 SERIAL F172-0019 THRU F172-0085</p> <p>C---172 SERIAL 17251823 THRU 17253392 F172 SERIAL F172-0086 THRU F172-0179</p> <p>D---172 SERIAL 17249545 THRU 17251822 F172 SERIAL F172-0001 THRU F172-0085 P172 SERIAL P17257120 THRU P17257188 FP172 SERIAL FP172-0001 THRU FP172-0003</p> <p>E---172 SERIAL 17249545 THRU 17253392 F172 SERIAL F172-0001 THRU F172-0179 P172 SERIAL P17257120 THRU P17257188 FP172 SERIAL FP172-0001 THRU FP172-0003</p>										



FIGURE AND INDEX NO.	PART NUMBER	DESCRIPTION	UNITS PER ASSY	USABLE ON CODE
75 -		CABIN DOOR ASSEMBLY-RH ----- ATTACHING PARTS	NP	A
- 1	AN520-10R8	SCREW -----	3	
- 2	AN520-10R8	SCREW -----	2	
- 3	MS21044N3	NUT -----	5	
		-----*		
- 4	0500251-6 #	PANEL ASSEMBLY-UPHOLSTERY -----	1	B
	0500258-6 #	PANEL ASSEMBLY-UPHOLSTERY -----	1	C
	0500258-30 #	PANEL ASSEMBLY-UPHOLSTERY 172 ONLY -----	1	D
	0500258-6 #	PANEL ASSEMBLY-UPHOLSTERY SKYHAWK ONLY -----	1	D
	0514009-6 #	PANEL ASSEMBLY-UPHOLSTERY -----	1	E
	0514039-6 #	PANEL ASSEMBLY-UPHOLSTERY -----	1	H
	0514059-6 #	PANEL ASSEMBLY-UPHOLSTERY -----	1	P
	0514073-6 #	PANEL ASSEMBLY-UPHOLSTERY -----	1	V
	0515004-4 #	PANEL ASSEMBLY-UPHOLSTERY -----	1	X
	0515005-4 #	PANEL ASSEMBLY-UPHOLSTERY -----	1	Y
- 5	807	FASTENER-UPHOLSTERY AJV -----	17	Z
	S1881-1	FASTENER-UPHOLSTERY -----	17	H
	S1933-1	FASTENER-UPHOLSTERY -----	17	AA
- 6	0711027-1	HANDLE-INSIDE DOOR -----	1	F
- 6A	0511189-1	CLIP-DOOR HANDLE -----	1	
- 6B	1211250-7	HANDLE-INSIDE DOOR -----	1	G
	1211251-1	INSERT-DOOR HANDLE -----	1	
- 6C	0517006-2	HANDLE-INSIDE DOOR -----	1	W
- 7	0700166-2	PLACARD-DOOR HANDLE -----	1	L
- 7A	1705015-2	PLACARD-DOOR HANDLE -----	1	M
- 7B	1211836-1	WASHER -----	1	J
- 8	0511189-2	ESCUTCHEON -----	1	L
	0511460-10	STRUCTURE ASSEMBLY-CABIN DOOR RH -----	1	Z
	0511460-34	STRUCTURE ASSEMBLY-CABIN DOOR RH -----	1	H
	0511460-50	STRUCTURE ASSEMBLY-CABIN DOOR RH -----	1	K
	0511803-14	STRUCTURE ASSEMBLY-CABIN DOOR RH -----	1	T
- 9	0511463-1	CLIP-UPHOLSTERY -----	2	
		ATTACHING PARTS		
-10	S1021Z4-4	SCREW -----	2	
		-----*		
-11	S1346-1	SEAL 144 IN LG BULK ITEM REF S1346-1-144 -----	1	
-12	0511461-1	REINFORCEMENT-DOOR HINGE -----	1	
-13	0511464-1	ANGLE-DOOR REINFORCEMENT -----	1	
	0511280-2	HINGE ASSEMBLY-DOOR UPPER RIGHT -----	1	
-14	0511237-2	HINGE HALF ASSEMBLY -----	1	
-15	0511238-2	HINGE HALF ASSEMBLY -----	1	
-16	0711001-59	PIN-HINGE -----	1	
-17	0511280-4	HINGE ASSEMBLY-DOOR LOWER RIGHT -----	1	
-18	0511467-1	BRACE-HINGE UPPER -----	1	
-19	A1663-022-1	LATCH-DOOR STOP TIN -----	1	
-20	SEE FIG 78	LATCH ASSEMBLY-DOOR -----	1	
		ATTACHING PARTS		
-21	AN525-832R6	SCREW -----	9	
	S1021Z6-6	SCREW -----	11	
	NAS488-1-3	NUT -----	11	
-21A	AN936B6	WASHER -----	18	
		-----*		
-22	1210040-10	RETAINER-WINDOW -----	1	
-23	1210040-23	GLASS ASSEMBLY-WINDOW -----	1	
	1210040-8	GLASS ASSEMBLY-WINDOW TINTED -----	1	
-24	0711125-1	BRACKET-ARMREST FORWARD -----	1	N
	0711125-2	BRACKET-ARMREST AFT -----	1	N
	0711125-6	BRACKET ASSEMBLY-ARMREST FWD -----	1	K
	0711125-5	BRACKET ASSEMBLY-ARMREST AFT -----	1	K
	0511804-2	BRACKET ASSEMBLY-ARMREST -----	1	T
	NAS680A3	NUT -----	2	T

CONTINUED ON NEXT PAGE

Door & Window (Cont)



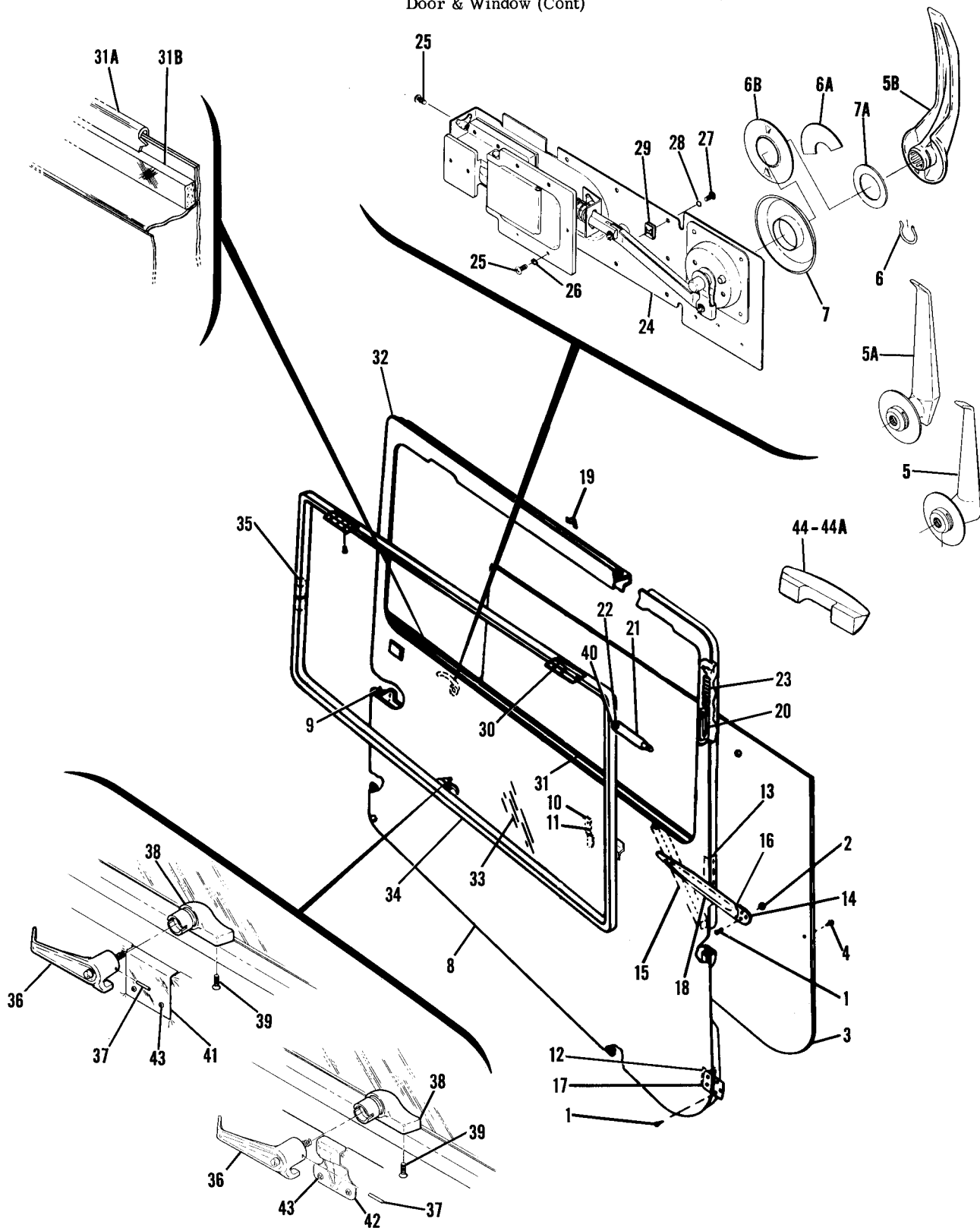
172 SERIAL 17253393 THRU 17263458
F172 SERIAL F172-0180 THRU F17201234

Figure 75. Right Cabin Door Assembly



FIGURE AND INDEX NO.	PART NUMBER	DESCRIPTION	UNITS PER ASSY	USABLE ON CODE	
					1 2 3 4 5 6 7
75 -25	1414082-18	ARMREST ASSEMBLY -----	1	U	
	1414082-20	ARMREST ASSEMBLY -----	1	S	
	NAS221-17	ATTACHING PARTS -----	2	AB	
	S1021Z10-20	SCREW -----	2	AC	
	NAS396-7	NUT -----	2	AC	
	AN520-10R20	SCREW -----	2	S	
		-----*			
	1414082-13	PAD ASSEMBLY-ARMREST -----	1	U	
	1414082-21	PAD ASSEMBLY-ARMREST -----	1	S	
	-26	0514078-5	ARMREST ASSEMBLY -----	1	R
		0715039-2	ARMREST ASSEMBLY -----	1	Y
		ATTACHING PARTS -----			
		SCREW -----	2	R	
		SCREW -----	2	Y	
	-----*				
<p>NOTE. #THIS PART MUST HAVE A SECOND DASH NUMBER ADDED TO DENOTE COLOR. REFER TO HOW TO ORDER UPHOLSTERED PARTS-PAGE XVIII.</p>					
<p>A---172 SERIAL 17253393 THRU 17263458 F172 SERIAL F172-0180 THRU F17201234</p>					
<p>B---172 SERIAL 17253393 THRU 17254892 F172 SERIAL F172-0180 THRU F172-0319</p>					
<p>C---172 SERIAL 17254893 THRU 17256512 F172 SERIAL F172-0320 THRU F172-0559</p>					
<p>D---172 SERIAL 17256513 THRU 17257161</p>					
<p>E---172 SERIAL 17257162 THRU 17258486 F172 SERIAL F172-0560 THRU F172-0654</p>					
<p>F---172 SERIAL 17253393 THRU 17257161 F172 SERIAL F172-0180 THRU F17200904</p>					
<p>G---172 SERIAL 17257162 THRU 17260758</p>					
<p>H---172 SERIAL 17258487 THRU 17259223 F172 SERIAL F17200655 THRU F17200754</p>					
<p>J---172 SERIAL 17258810 THRU 17263458 F172 SERIAL F17200680 THRU F17201234</p>					
<p>K---172 SERIAL 17259224 THRU 17259903 F172 SERIAL F17200755 THRU F17201234</p>					
<p>L---172 SERIAL 17253393 THRU 17257161 F172 SERIAL F172-0180 THRU F172-0654</p>					
<p>M---172 SERIAL 17257162 THRU 17263458 F172 SERIAL F17200655 THRU F17201234</p>					
<p>N---172 SERIAL 17253393 THRU 17259223 F172 SERIAL F172-0180 THRU F17200754</p>					
<p>P---172 SERIAL 17259224 THRU 17259903 F172 SERIAL F17200755 THRU F17200804</p>					
<p>R---172 SERIAL 17259904 THRU 17261898 F172 SERIAL F17200805 THRU F17201034</p>					
<p>S---172 SERIAL 17257162 THRU 17259903 F172 SERIAL F17200755 THRU F17200804</p>					
<p>T---172 SERIAL 17259904 THRU 17263458</p>					
<p>U---172 SERIAL 17253393 THRU 17257161 F172 SERIAL F172-0180 THRU F17200754</p>					
<p>V---172 SERIAL 17259904 THRU 17260758 F172 SERIAL F17200805 THRU F17200904</p>					
<p>W---172 SERIAL 17260759 THRU 17263458 F172 SERIAL F17200905 THRU F17201234</p>					
<p>X---172 SERIAL 17260759 THRU 17261898 F172 SERIAL F17200905 THRU F17201034</p>					
<p>Y---172 SERIAL 17261899 THRU 17263458 F172 SERIAL F17201035 THRU F17201234</p>					
<p>Z---172 SERIAL 17253393 THRU 17258486 F172 SERIAL F172-0180 THRU F172-0654</p>					
<p>AA---172 SERIAL 17259224 THRU 17263458 F172 SERIAL F17200755 THRU F17201234</p>					
<p>AB---172 SERIAL 17253393 THRU 17256512 F172 SERIAL F172-0180 THRU F172-0559</p>					
<p>AC---172 SERIAL 17256513 THRU 17257161 F172 SERIAL F172-0560 THRU F17200754</p>					

Door & Window (Cont)



172 SERIAL 17256513 THRU 17263458
Figure 76. Right Cabin Door Assembly-Openable Window

FIGURE AND INDEX NO.	PART NUMBER		DESCRIPTION	UNITS PER ASSY	USABLE ON CODE
76 -			CABIN DOOR ASSEMBLY-RH OPENABLE WINDOW	NP	A
			ATTACHING PARTS		
- 1	AN520-10R8		SCREW	5	
- 2	MS21044N3		NUT	5	
			-----*		
- 3	0500258-40	#	PANEL ASSEMBLY-UPHOLSTERY 172 ONLY	1	B
	0500258-41	#	PANEL ASSEMBLY-UPHOLSTERY SKYHAWK ONLY	1	B
	0514009-16	#	PANEL ASSEMBLY-UPHOLSTERY	1	F
	0514039-16	#	PANEL ASSEMBLY-UPHOLSTERY	1	G
	0514059-17	#	PANEL ASSEMBLY-UPHOLSTERY	1	J
	0514073-17	#	PANEL ASSEMBLY-UPHOLSTERY	1	X
	0515004-18	#	PANEL ASSEMBLY-UPHOLSTERY	1	AB
	0515005-16	#	PANEL ASSEMBLY-UPHOLSTERY	1	AC
	S1881-1		FASTENER-UPHOLSTERY	17	G
	S1933-1		FASTENER-UPHOLSTERY	17	AD
- 4	807		FASTENER-UPHOLSTERY AUV	17	V
- 5	0711027-1		HANDLE-INSIDE DOOR	1	D
- 5A	1211250-7		HANDLE-INSIDE DOOR	1	P
	1211251-1		INSERT-DOOR HANDLE	1	C
- 5B	0517006-2		HANDLE-INSIDE DOOR	1	Y
- 6	0511189-1		CLIP-DOOR HANDLE	1	
- 6A	0700166-2		PLACARD-DOOR HANDLE	1	K
- 6B	0511189-2		ESCUTCHEON	1	K
- 7	1705015-2		PLACARD-DOOR HANDLE	1	L
- 7A	1211836-1		WASHER	1	M
- 8	0511460-200		STRUCTURE ASSEMBLY-CABIN DOOR RH	1	B
	0511460-201		STRUCTURE ASSEMBLY-CABIN DOOR RH	1	H
	0511460-202		STRUCTURE ASSEMBLY-CABIN DOOR RH	1	G
	0511460-203		STRUCTURE ASSEMBLY-CABIN DOOR RH	1	T
	0511803-2		STRUCTURE ASSEMBLY-CABIN DOOR RH	1	U
- 9	S1346-1		SEAL 144 IN LG BULK ITEM REF S1346-1-144	1	
-10	0511463-1		CLIP-UPHOLSTERY RETAINER	2	
			ATTACHING PARTS		
-11	S102124-4		SCREW	2	
			-----*		
	0511804-2N		BRACKET ASSEMBLY-ARMREST	1	R
	NAS680A3		NUT	2	R
-12	0511461-1		REINFORCEMENT-DOOR HINGE	1	
-13	0511464-1		ANGLE-DOOR REINFORCEMENT	1	
	0511230-2		HINGE ASSEMBLY-DOOR UPPER RH	1	
-14	0511237-2		HINGE HALF ASSEMBLY	1	
-15	0511238-2		HINGE HALF ASSEMBLY	1	
-16	0711001-59		PIN-HINGE	1	
-17	0511280-4		HINGE ASSEMBLY-DOOR LOWER RH	1	
-18	0511469-2		BRACKET-HINGE UPPER	1	
-19	A1663-022-1		CATCH-DOOR STOP TIN	1	
-20	0711021-1		PLATE	1	
-21	0711021-11		ARM ASSEMBLY ALSO ORDER 0711021-12 SPACER	1	
			ATTACHING PARTS		
-22	AN525-10R8		SCREW	1	
	0711021-12		SPACER	1	
			-----*		
-23	0711021-9		SPRING	1	
-24	SEE FIG 78		LATCH ASSEMBLY-DOOR	1	
			ATTACHING PARTS		
-25	AN525-832R6		SCREW	9	
-26	AN936A8		WASHER	7	
-27	S102126-6		SCREW	11	
-28	AN936B6		WASHER	11	
-29	NAS395-5-3		NUT	10	
	NAS488-1-3		NUT	1	
			-----*		
-30	0511185-9		HINGE ASSEMBLY-WINDOW	2	V
	0511185-7		HINGE ASSEMBLY-WINDOW	2	W
-31	S1378-2		SEAL 84.0 IN LG BULK ITEM REF S1378-2-84.0	1	Z
-31A	S2195-1		TRIM 84.0 IN LG BKI REF S2195-1-84.0	1	AA
-31B	S2108-1		SEAL 84.0 IN LG BKI REF S2108-1-84.0	1	AA

CONTINUED ON NEXT PAGE

FIGURE AND INDEX NO.	PART NUMBER	DESCRIPTION							UNITS PER ASSY	USABLE ON CODE
		1	2	3	4	5	6	7		
76 -32	S1081-1 *	SEAL	* IN LG	BULK ITEM	REF S1081-1-*	-----	-----	-----	AR	
	0711050-20	WINDOW ASSEMBLY-DOOR RH	-----	-----	-----	-----	-----	-----	1	B
	0711050-24	WINDOW ASSEMBLY-DOOR RH	-----	-----	-----	-----	-----	-----	1	C
-33	0711051-1	GLASS ASSEMBLY-WINDOW	-----	-----	-----	-----	-----	-----	1	
	0711051-2	GLASS ASSEMBLY-WINDOW	TINTED	-----	-----	-----	-----	-----	1	
	0711051-5	SEAL	-----	-----	-----	-----	-----	-----	1	
-34	0711050-6	FRAME-WINDOW RH	-----	-----	-----	-----	-----	-----	1	
-35	0711050-7	SPLICE TUBE	-----	-----	-----	-----	-----	-----	1	
	CR763-4-4	ATTACHING PARTS	-----	-----	-----	-----	-----	-----		
		RIVET	CY	-----	-----	-----	-----	-----	6	
		-----*	-----	-----	-----	-----	-----	-----		
-36	S1483-1	HANDLE-WINDOW	-----	-----	-----	-----	-----	-----	1	
		ATTACHING PARTS	-----	-----	-----	-----	-----	-----		
-37	NAS561P3-8	ROLL PIN	-----	-----	-----	-----	-----	-----	1	
		-----*	-----	-----	-----	-----	-----	-----		
-38	1411202-201	BRACKET ASSEMBLY-WINDOW LATCH	-----	-----	-----	-----	-----	-----	1	
		ATTACHING PARTS	-----	-----	-----	-----	-----	-----		
-39	NAS514P1032-14	SCREW	-----	-----	-----	-----	-----	-----	2	
	NAS43HT3-34	SPACER	-----	-----	-----	-----	-----	-----	2	
		-----*	-----	-----	-----	-----	-----	-----		
-40	S1613-3-75	RIVNUT	-----	-----	-----	-----	-----	-----	1	
-41	0711021-7	PLATE-STRIKER	-----	-----	-----	-----	-----	-----	1	B
-42	0517002-1	PLATE-STRIKER	-----	-----	-----	-----	-----	-----	1	C
		ATTACHING PARTS	-----	-----	-----	-----	-----	-----		
-43	S1021Z8-8	SCREW	-----	-----	-----	-----	-----	-----	2	
		-----*	-----	-----	-----	-----	-----	-----		
-44	1414082-18	ARMREST ASSEMBLY	-----	-----	-----	-----	-----	-----	1	S
	1414082-20	ARMREST ASSEMBLY	-----	-----	-----	-----	-----	-----	1	E
-44A	0514078-5	ARMREST ASSEMBLY	-----	-----	-----	-----	-----	-----	1	AE
	0715039-2	ARMREST ASSEMBLY	-----	-----	-----	-----	-----	-----	1	AC
		ATTACHING PARTS	-----	-----	-----	-----	-----	-----		
	S1021Z10-20	SCREW	-----	-----	-----	-----	-----	-----	2	S
	NAS396-7	NUT	-----	-----	-----	-----	-----	-----	2	S
	AN520-10R20	SCREW	-----	-----	-----	-----	-----	-----	2	AF
	AN520-10R12	SCREW	-----	-----	-----	-----	-----	-----	2	AC
		-----*	-----	-----	-----	-----	-----	-----		

NOTE. *THIS PART IS TO BE USED AS A BACK-UP SEAL FOR PRESENT DOOR SEAL AS REQUIRED ON OUTER DOOR CORNERS.

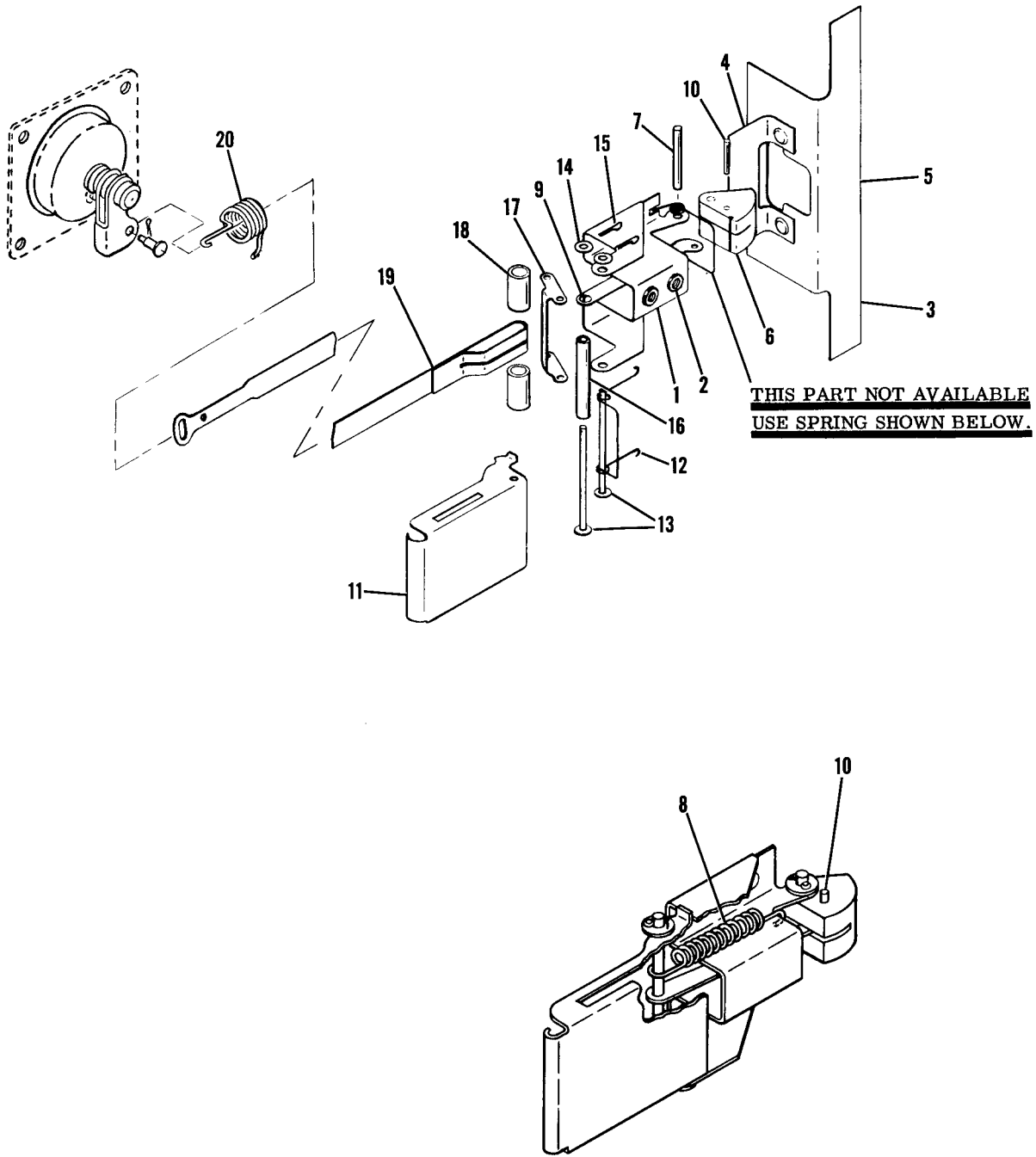
NOTE. #THIS PART MUST HAVE A SECOND DASH NUMBER ADDED TO DENOTE COLOR. REFER TO HOW TO ORDER UPHOLSTERED PARTS-PAGE XVIII.

A---172 SERIAL 17256513 THRU 17263458
 F172 SERIAL F172-0560 THRU F17201234
 B---172 SERIAL 17256513 THRU 17257161
 C---172 SERIAL 17257162 THRU 17263458
 F172 SERIAL F172-0560 THRU F17201234
 D---172 SERIAL 17256513 THRU 17257161
 F172 SERIAL F172-0560 THRU F17200904
 E---172 SERIAL 17257162 THRU 17259903
 F172 SERIAL F17200755 THRU F17200804
 F---172 SERIAL 17257162 THRU 17258486
 F172 SERIAL F172-0560 THRU F172-0654
 G---172 SERIAL 17258487 THRU 17259223
 F172 SERIAL F172-0655 THRU F17200754
 H---172 SERIAL 17257162 THRU 17258486
 F172 SERIAL F172-0560 THRU F172-0654
 J---172 SERIAL 17259224 THRU 17259903
 F172 SERIAL F17200755 THRU F17200804
 K---172 SERIAL 17256513 THRU 17257161
 F172 SERIAL F172-0560 THRU F172-0654
 L---172 SERIAL 17257162 THRU 17263458
 F172 SERIAL F17200655 THRU F17201234
 M---172 SERIAL 17258810 THRU 17263458
 F172 SERIAL F17200680 THRU F17201234
 P---172 SERIAL 17257162 THRU 17260758

CONTINUED ON NEXT PAGE

FIGURE AND INDEX NO.	PART NUMBER	DESCRIPTION	UNITS PER ASSY	USABLE ON CODE
76 -		<p style="text-align: center;">1 2 3 4 5 6 7</p> <p>R---172 SERIAL 17259904 THRU 17263458 F172 SERIAL F17200805 THRU F17201234</p> <p>S---172 SERIAL 17256513 THRU 17257161 F172 SERIAL F172-0560 THRU F17200754</p> <p>T---172 SERIAL 17259224 THRU 17259903 F172 SERIAL F17200755 THRU F17201234</p> <p>U---172 SERIAL 17259904 THRU 17263458</p> <p>V---172 SERIAL 17256513 THRU 17258486 F172 SERIAL F172-0560 THRU F172-0654</p> <p>W---172 SERIAL 17258487 THRU 17263458 F172 SERIAL F172-0655 THRU F17201234</p> <p>X---172 SERIAL 17259904 THRU 17260758 F172 SERIAL F17200805 THRU F17200904</p> <p>Y---172 SERIAL 17260759 THRU 17263458 F172 SERIAL F17200905 THRU F17201234</p> <p>Z---172 SERIAL 17256513 THRU 17261729 F172 SERIAL F172-0560 THRU F17201034</p> <p>AA---172 SERIAL 17261730 THRU 17263458 F172 SERIAL F17201035 THRU F17201234</p> <p>AB---172 SERIAL 17260759 THRU 17261898 F172 SERIAL F17200905 THRU F17201034</p> <p>AC---172 SERIAL 17261899 THRU 17263458 F172 SERIAL F17201035 THRU F17201234</p> <p>AD---172 SERIAL 17259224 THRU 17263458 F172 SERIAL F17200755 THRU F17201234</p> <p>AE---172 SERIAL 17259904 THRU 17261898 F172 SERIAL F17200805 THRU F17201034</p> <p>AF---172 SERIAL 17257162 THRU 17261898 F172 SERIAL F17200755 THRU F17201034</p>		

Door & Window (Cont)

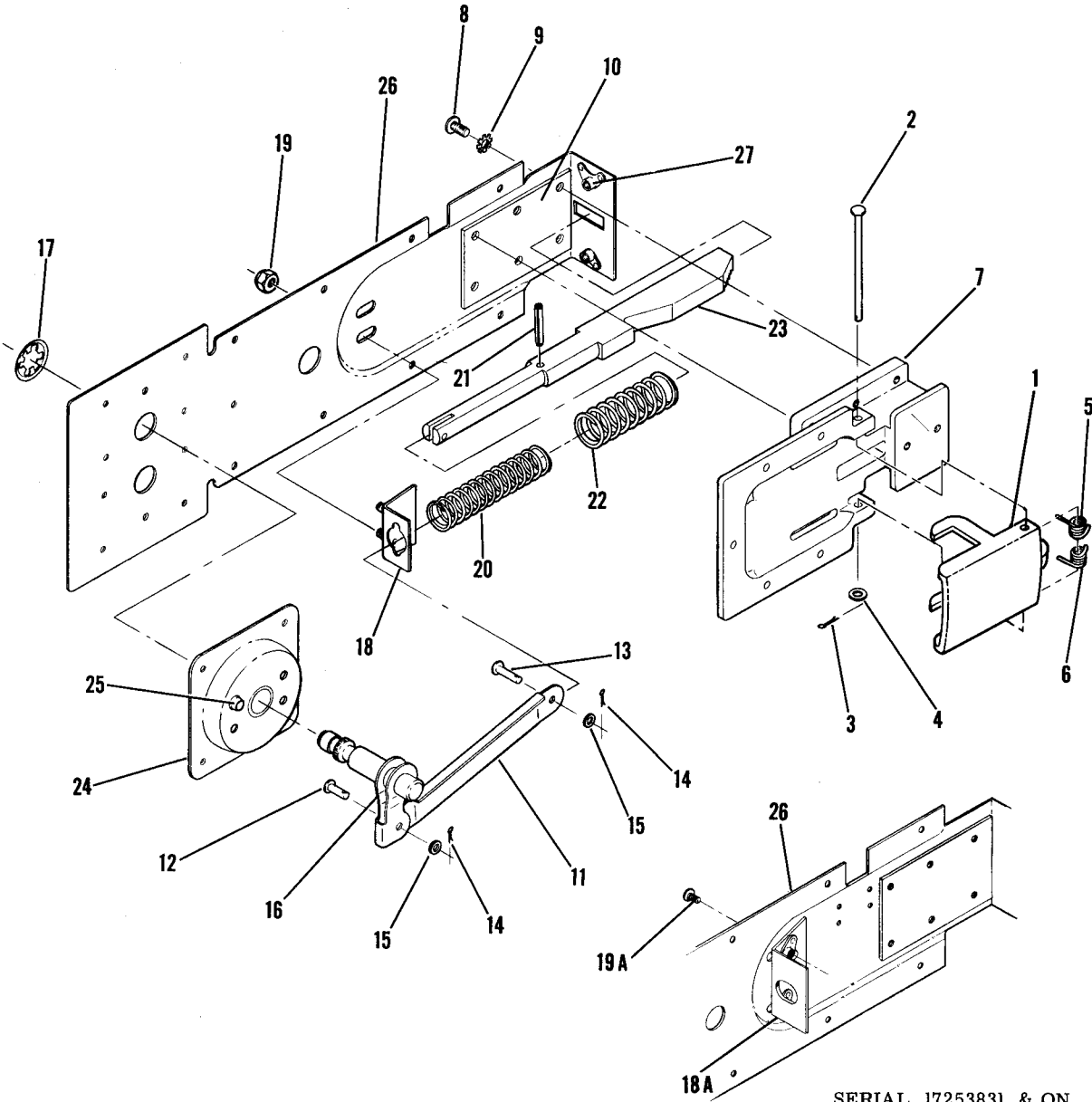


**172 SERIAL 17249545 THRU 17253392
P172 SERIAL P17257120 THRU P17257188**

Figure 77. Cabin Door Latch Assembly

FIGURE AND INDEX NO.	PART NUMBER	DESCRIPTION	UNITS PER ASSY	USABLE ON CODE
		1 2 3 4 5 6 7		
77 -	0511112-18 *	LATCH ASSEMBLY-DOOR -----	1	C
- 1	0511112-13	HOUSING ASSEMBLY -----	1	
- 2	S10K75	RIVNUT-HOUSING GD -----	4	
- 3	0511112-15	BRACKET ASSEMBLY-DOOR LATCH -----	1	
- 4	0511112-4	BRACKET-LATCH -----	1	
- 5	0511112-14	PLATE-LATCH -----	1	
- 6	0411552	CATCH WHEN EXHAUSTED USE 0411552-2 -----	1	
	0411552-2 **	CATCH -----	1	A B
		ATTACHING PARTS		
- 7	MS20253-5	PIN 1.00 IN LG BULK ITEM REF MS20253-5-100 -----	1	
- 8	0411567-2 **	SPRING -----	1	
		---*---		
- 9	0511298-1	PULL BAR -----	1	
		ATTACHING PARTS		
-10	MS20253-2	PIN 0.75 IN LG BULK ITEM REF MS20253-2-75 -----	1	
		---*---		
-11	0411557	HANDLE -----	1	
		ATTACHING PARTS		
-12	0511119	SPRING -----	1	
-13	MS20392-1C53	PIN -----	2	
-14	NAS70A-128-313	WASHER -----	3	
-15	MS24665-132	PIN-COTTER -----	2	
-16	0511298-2	SPACER -----	1	
-17	0411559	SPACER -----	1	
-18	NAS43DD3-27	SPACER -----	2	
		---*---		
-19	0411575-11	STRAP -----	1	
-20	0511248-1	SPRING -----	1	
<p>NOTE. *WHEN ORDERING THIS PART FOR AIRPLANES PRIOR TO SERIAL 17250153 OR P17257175 THAT HAVE NOT BEEN MODIFIED TO SK172-16, ALSO ORDER ONE 0511248-1 SPRING & INSTALL IN ACCORDANCE WITH INSTRUCTIONS OF SK172-16.</p> <p>NOTE. **WHEN ORDERING THESE PARTS FOR AIRCRAFT PRIOR TO SERIAL P17257188 OR 17251258 ORDER SK172-16 IN LIEU OF PARTS SHOWN</p> <p>A---172 SERIAL 17250153 THRU 17251257 B---172 SERIAL 17251258 THRU 17253392 F172 SERIAL F172-0001 THRU F172-0179 C---172 SERIAL 17249545 THRU 17253392 F172 SERIAL F172-0001 THRU F172-0179 P172 SERIAL P17257120 THRU P17257188 FP172 SERIAL FP172-0001 THRU FP172-0003</p>				

Door & Window (Cont)



SERIAL 17253831 & ON

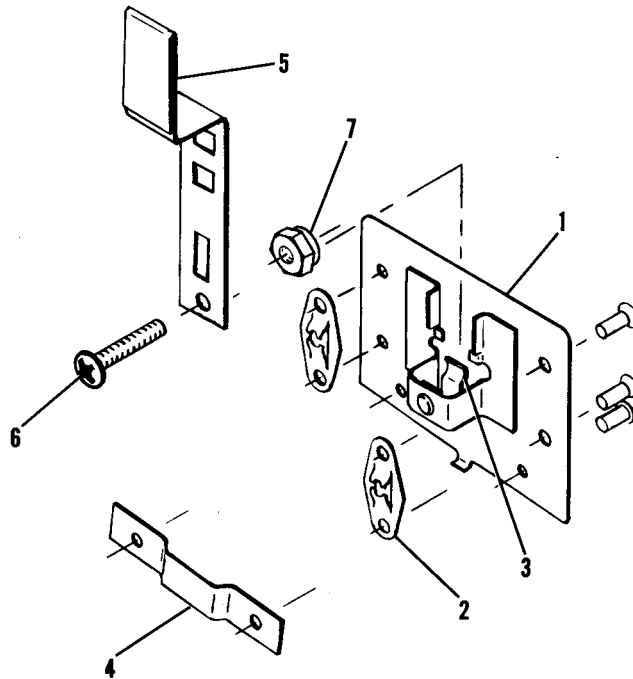
172 SERIAL 17253393 THRU 17263458
F172 SERIAL F172-0180 THRU F17201234

Figure 78. Cabin Door Latch Assembly

FIGURE AND INDEX NO.	PART NUMBER	DESCRIPTION	UNITS PER ASSY	USABLE ON CODE
78 -	0511256-1	LATCH ASSEMBLY-DOOR LH -----	1	A
	0511256-2	LATCH ASSEMBLY-DOOR RH -----	1	A
- 1	0511259-1	HANDLE ASSY-DOOR LATCH LH WHEN EXHAUSTED USE 0417010-2 -----	1	D
	0511259-2	HANDLE ASSY-DOOR LATCH RH WHEN EXHAUSTED USE 0417010-2 -----	1	D
	0417010-2	HANDLE ASSY-DOOR LATCH -----	1	E
		ATTACHING PARTS		
- 2	MS20392-1C67	PIN -----	1	
- 3	MS24665-132	COTTER PIN -----	1	
- 4	AN960-4	WASHER -----	1	
- 5	0511261-5	SPRING -----	1	
- 6	0511261-4	SPRING -----	1	
		-----*		
- 7	0511258-1	HOUSING-DOOR LATCH -----	1	
		ATTACHING PARTS		
- 8	AN525-832R6	SCREW -----	6	
- 9	AN936B8	WASHER -----	6	
-10	0511264-1	SPACER -----	1	
		-----*		
-11	1511209-9	PUSH ROD-DOOR LATCH -----	1	
		ATTACHING PARTS		
-12	MS20392-1C9	PIN -----	1	
-13	MS20392-1C13	PIN -----	1	
-14	MS24665-132	COTTER PIN -----	2	
-15	AN960-4	WASHER -----	2	
		-----*		
-16	1511212-6	SHAFT ASSEMBLY-DOOR LATCH LH -----	1	
	1511212-5	SHAFT ASSEMBLY-DOOR LATCH RH -----	1	
		ATTACHING PARTS		
-17	S1631-8	RETAINING KING -----	1	
		-----*		
-18	0511265-1	SUPPORT-BOLT -----	1	B
-18A	0511266-1	SUPPORT ASSEMBLY-BOLT -----	1	C
		ATTACHING PARTS		
-19	AN340-8	NUT -----	2	B
-19A	AN525-832R7	SCREW -----	2	C
		-----*		
-20	0511261-3	SPRING-BOLT -----	1	
-21	NAS561-3-14	ROLL PIN -----	1	
-22	0511261-2	SPRING -----	1	
-23	0511260-1	BOLT-DOOR LATCH LH -----	1	
	0511260-2	BOLT-DOOR LATCH RH -----	1	
-24	0413195-5	PLATE ASSEMBLY -----	1	
-25	A6-75	RIVNUT GD -----	1	
-26	0511257-1	PLATE ASSEMBLY-MOUNTING -----	1	
-27	NAS698A08	NUTPLATE -----	2	
		NOTE. *WHEN ORDERING THIS PART PRIOR TO SERIAL 17253381 OR F172-0304 ALSO ORDER 0511266-1 SUPPORT ASSEMBLY.		
		A---172 SERIAL 17253393 THRU 17263458 F172 SERIAL F172-0180 THRU F17201234		
		B---172 SERIAL 17253393 THRU 17253830 F172 SERIAL F172-0180 THRU F172-0303		
		C---172 SERIAL 17253831 THRU 17263458 F172 SERIAL F172-0304 THRU F17201234		
		D---172 SERIAL 17253393 THRU 17256512 F172 SERIAL F172-0180 THRU F172-0479		
		E---172 SERIAL 17256513 THRU 17263458 F172 SERIAL F172-0480 THRU F17201234		

This page intentionally left blank.

Door & Window (Cont)

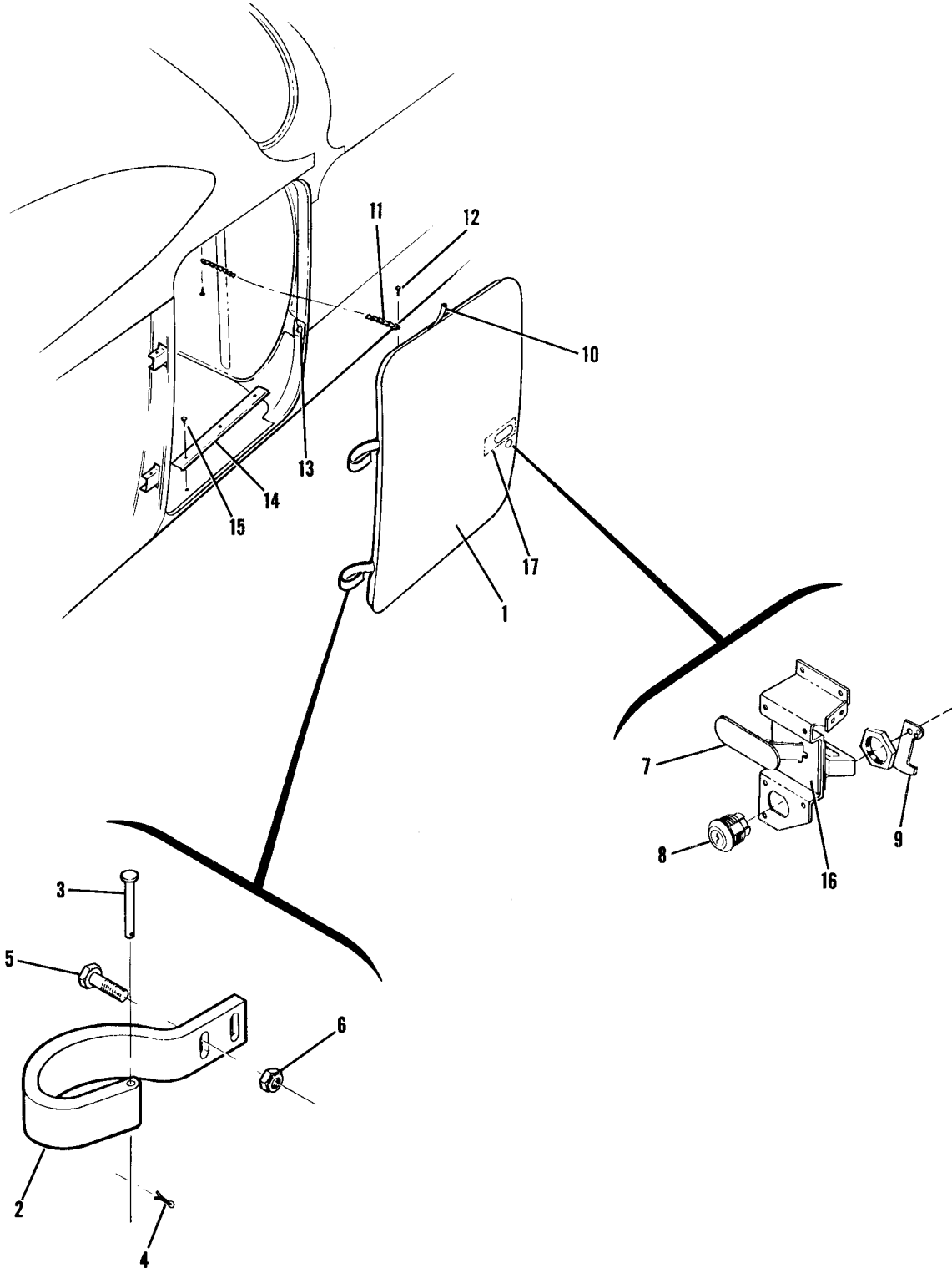


172 SERIAL 17249545 THRU 17253392
P172 SERIAL P17257120 THRU P17257188

Figure 79. Cabin-Door Thumb Latch Assembly

FIGURE AND INDEX NO.	PART NUMBER	DESCRIPTION	UNITS PER ASSY	USABLE ON CODE
		1 2 3 4 5 6 7		
79 -	0411590-1	LATCH ASSEMBLY-THUMB -----	1	A
- 1	0411665	HOUSING-THUMB LATCH -----	1	
- 2	NAS444-4	ATTACHING PARTS -----	2	
- 3	0411591	NUT -----*	1	
- 4	0411590-3	SPRING-THUMB LATCH -----	1	
- 5	0411592-1	BRACKET-THUMB LATCH -----	1	
- 6	AN515-8R12	BOLT-DOOR LATCH -----	1	
- 7	MS21044N08	SCREW -----	1	
		NUT -----	1	
		A---172 SERIAL 17249545 THRU 17253392		
		F172 SERIAL F172-0001 THRU F172-0179		
		P172 SERIAL P17257120 THRU P17257188		
		FP172 SERIAL FP172-0001 THRU FP172-0003		

Baggage Door

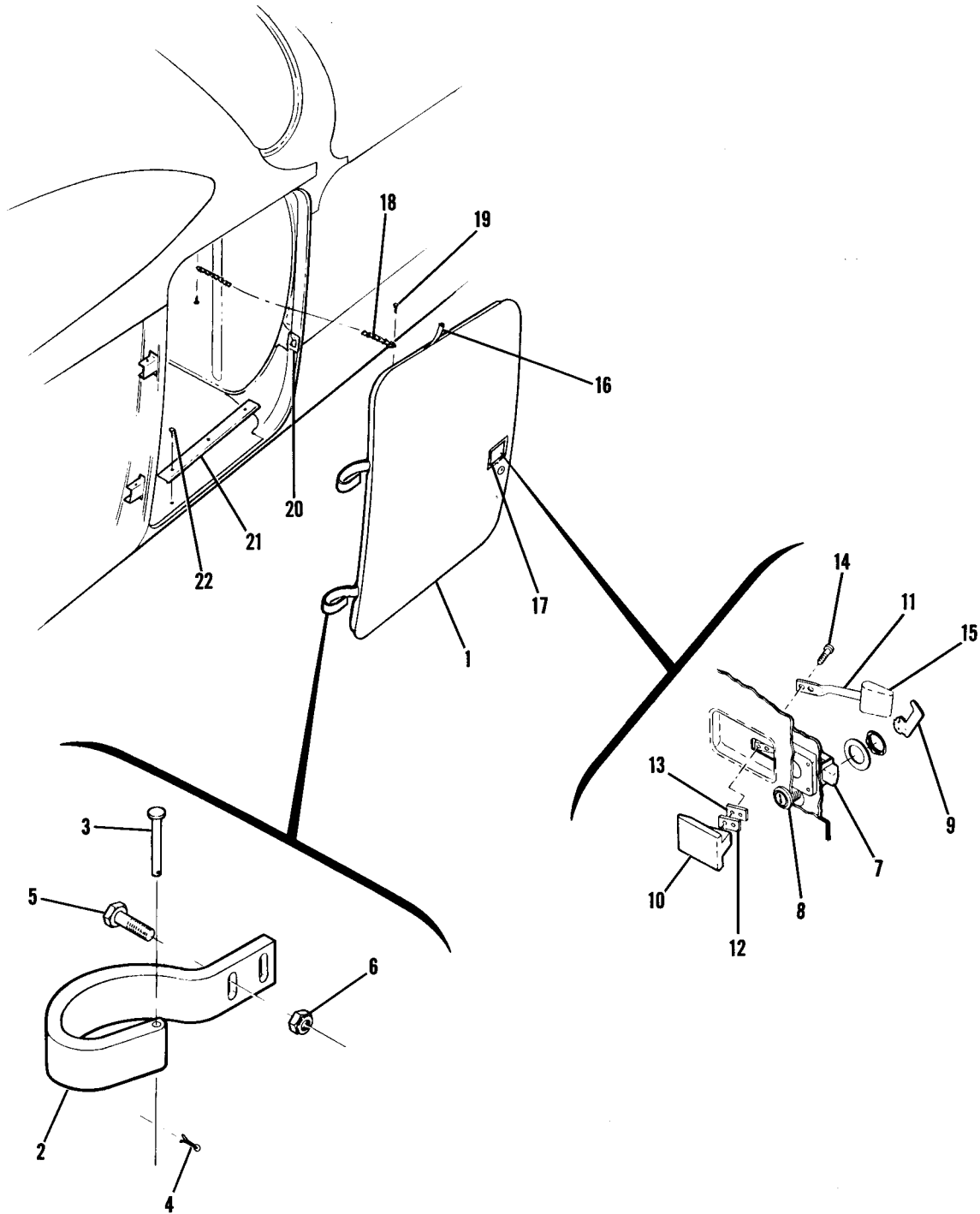


172 SERIAL 17249545 THRU 17258486
P172 SERIAL P17257120 THRU P17257188

Figure 80. Baggage Door Installation

FIGURE AND INDEX NO.	PART NUMBER	DESCRIPTION	UNITS PER ASSY	USABLE ON CODE
80 -		1 2 3 4 5 6 7		
- 1	0711101-33	BAGGAGE DOOR INSTALLATION ----- DOOR ASSEMBLY-BAGGAGE ----- ATTACHING PARTS -----	NP 1	C
- 2	0711102	HINGE-BAGGAGE DOOR -----	2	
- 3	MS20392-1C49	CLEVIS PIN -----	2	
- 4	MS24665-132	COTTER PIN -----	2	
- 5	AN520-10R10	SCREW -----	4	
- 6	MS21044N3	NUT ----- -----*	4	
- 7	S1189-2	LATCH-BAGGAGE DOOR -----	1	
- 8	0413323-7 C253001-0101	LOCK ASSEMBLY-DOOR ----- LOCK ASSEMBLY-DOOR ----- WHEN EXHAUSTED USE C253001-0101 -----	1 1	A B
- 9	0711134-1	CAM-BAGGAGE DOOR LOCK -----	1	
-10	S1084-1	SEAL 80 IN LG BULK ITEM REF S1084-1-80.00 -----	1	
-11	0500210-50	CHAIN ASSEMBLY-BAGGAGE DOOR ----- ATTACHING PARTS -----	1	
-12	AN515-8R8 AN525-832R8	SCREW ----- SCREW ----- -----*	1 1	
-13	0311319-1 AN515-8R6	PLATE-BAGGAGE DOOR LATCH ----- ATTACHING PARTS ----- SCREW ----- -----*	1 2	
-14	0311319-2 0311623-1	SHIM-DOOR LATCH PLATE ----- SCUFF PLATE ----- ATTACHING PARTS -----	1 1	
-15	S1021Z4-4	SCREW ----- -----*	3	
-16	0511245-1	SEAL -----	1	
-17	0511246-3	SEAL -----	1	
<p>A---172 SERIAL 17249545 THRU 17254892 F172 SERIAL F172-0001 THRU F172-0319 P172 SERIAL P17257120 THRU P17257188 FP172 SERIAL FP172-0001 THRU FP172-0003</p> <p>B---172 SERIAL 17254893 THRU 17258486 F172 SERIAL F172-0320 THRU F172-0654</p> <p>C---172 SERIAL 17249545 THRU 17258486 F172 SERIAL F172-0001 THRU F172-0654 P172 SERIAL P17257120 THRU P17257188 FP172 SERIAL FP172-0001 THRU FP172-0003</p>				

Baggage Door



172 SERIAL 17258487 THRU 17263458
F172 SERIAL F17200655 THRU F17201234

Figure 81. Baggage Door Installation

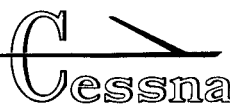
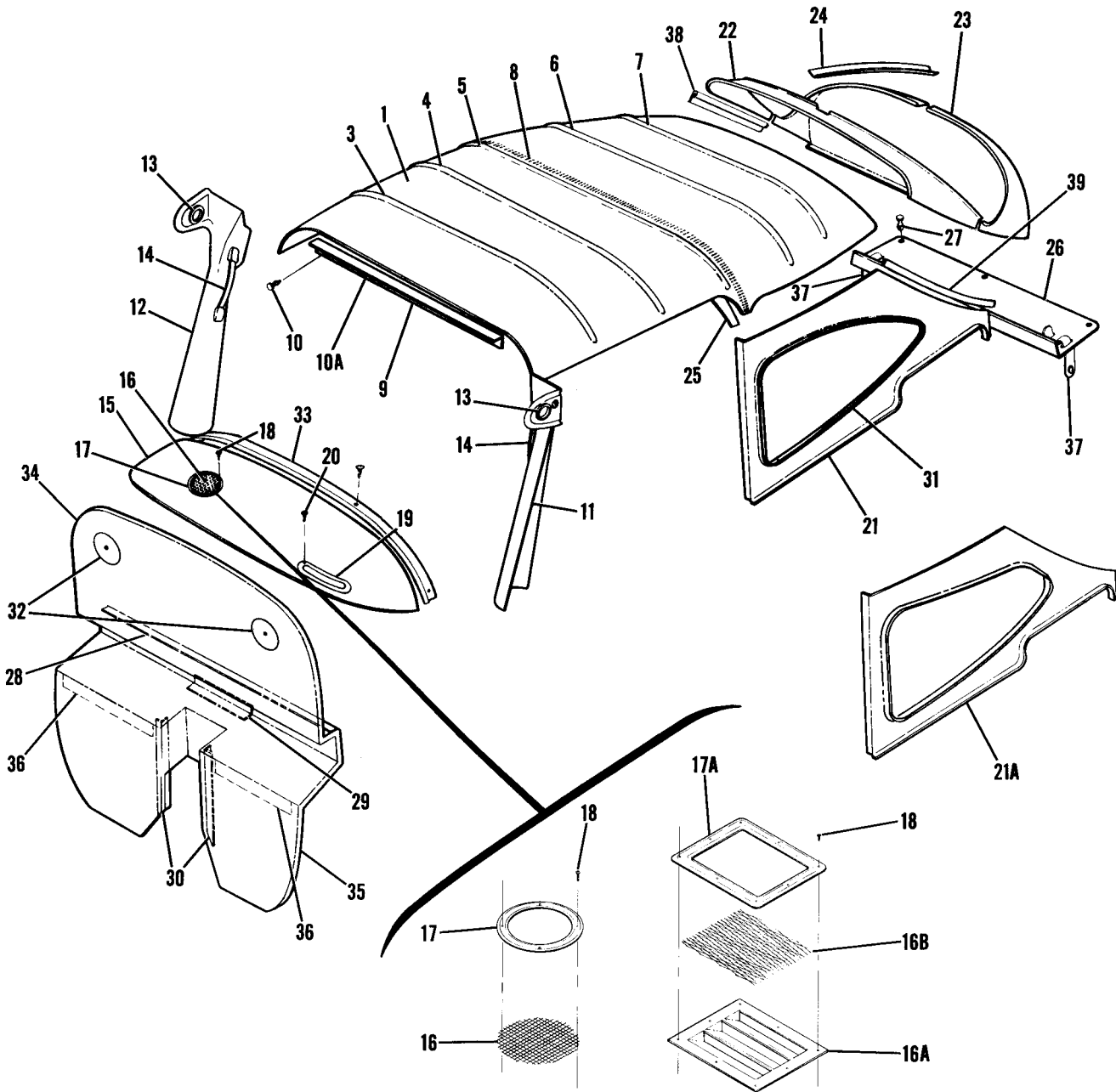


FIGURE AND INDEX NO.	PART NUMBER	DESCRIPTION	UNITS PER ASSY	USABLE ON CODE
81 -		BAGGAGE DOOR INSTALLATION -----	NP	A
- 1	0717000-1	DOOR ASSEMBLY-BAGGAGE -----	1	B
	0717000-8	DOOR ASSEMBLY-BAGGAGE WEU 0717000-13 -----	1	C
	0717000-11	DOOR ASSEMBLY-BAGGAGE -----	1	D
	0717000-13	DOOR ASSEMBLY-BAGGAGE -----	1	E
		ATTACHING PARTS		
- 2	0711102	HINGE-BAGGAGE DOOR -----	2	
- 3	MS20392-1C49	CLEVIS PIN -----	2	
- 4	MS24665-132	COTTER PIN -----	2	
- 5	AN520-10R10	SCREW -----	4	
- 6	MS21044N3	NUT -----	4	
		-----*		
- 7	S1359-7	LATCH ASSEMBLY-BAGGAGE DOOR -----	1	
- 8	C253001-0101	LOCK ASSEMBLY-DOOR -----	1	
- 9	0711111-1	CAM -----	1	
-10	0711705-1	HANDLE-OUTSIDE -----	1	
-11	1211252-1	HANDLE-INSIDE -----	1	F
-12	0711709-1	SPACER -----	1	
-13	0711709-2	SHIM -----	1	
		ATTACHING PARTS		
-14	M31AS832R8C	SCREW -----	2	F
	M31AS832R6C	SCREW -----	2	G
		-----*		
-15	0813526-6	KNOB -----	1	F
-16	S1084-1	SEAL 80.00 IN LG BULK ITEM REF S1084-1-80.00 -----	1	
-17	0711707-1	PAN -----	1	J
	0711707-4	PAN -----	1	H
-18	0500210-50	CHAIN ASSEMBLY-BAGGAGE DOOR -----	1	
		ATTACHING PARTS		
-19	AN515-8R6	SCREW -----	1	
	AN525-832R8	SCREW -----	1	
		-----*		
-20	0311319-1	PLATE-BAGGAGE DOOR LATCH -----	1	
		ATTACHING PARTS		
	AN515-8R6	SCREW -----	2	
		-----*		
-21	0311623-1	SCUFF PLATE -----	1	
		ATTACHING PARTS		
-22	S102124-4	SCREW -----	3	
		-----*		
		A---172 SERIAL 17258487 THRU 17263458 F172 SERIAL F17200655 THRU F17201234		
		B---172 SERIAL 17258487 THRU 17259223 F172 SERIAL F17200655 THRU F17200804		
		C---172 SERIAL 17259224 THRU 17259587		
		D---F172 SERIAL F17200805 THRU F17201234		
		E---172 SERIAL 17259588 THRU 17263458		
		F---172 SERIAL 17258487 THRU 17259587 F172 SERIAL F17200655 THRU F17200804		
		G---172 SERIAL 17259588 THRU 17263458 F172 SERIAL F17200805 THRU F17201234		
		H---172 SERIAL 17259224 THRU 17263458		
		J---F172 SERIAL F17200655 THRU F17201234		

Upholstery



172 SERIAL 17249545 THRU 17259223
F172 SERIAL F172-0001 THRU F17200754
P172 SERIAL P17257120 THRU P17257188

Figure 82. Cabin Top & Firewall Upholstery Installation



FIGURE AND INDEX NO.	PART NUMBER		DESCRIPTION	UNITS PER ASSY	USABLE ON CODE
82 -			1 2 3 4 5 6 7 UPHOLSTERY INSTALLATION-CABIN TOP & FIREWALL ----	NP	S
- 1	0500210-5	#	HEADLINER ASSEMBLY ----	1	
- 2			DELETED NOT USED ----		
- 3	1200086-5		WIRE-HEADLINER ----	1	
- 4	1200086-6		WIRE-HEADLINER ----	1	
- 5	0700100-191		WIRE-HEADLINER ----	1	
- 6	0500210-11		WIRE-HEADLINER ----	2	
- 7	0500210-12		WIRE-HEADLINER ----	2	
- 8	0511001-150		ZIPPER ----	1	
- 9	0511130		SHIELD-FRONT SPAR ----	1	
			ATTACHING PARTS		
-10	49265K2215		STUD UC ----	3	
			---*---		
-10A	XS49306-K110		PLUG BUTTON ----	2	N
-11	0711133-13		SHIELD ASSEMBLY-LH ----	1	A
	0711133-27	□	SHIELD ASSEMBLY-LH ----	1	G
	0413484-2	□	SHIELD ASSEMBLY-LH ----	1	H
-12	0711133-14		SHIELD ASSEMBLY-RH ----	1	A
	0711133-18	□	SHIELD ASSEMBLY-RH ----	1	G
	0711133-50	□	SHIELD ASSEMBLY-RH ----	1	H
-13	0413235		GROMMET ----	2	K
-14	S1362-5		STRAP-ASSIST ----	1	E
	S1362-6		STRAP-ASSIST ----	2	D
			ATTACHING PARTS		
	AN509-10R10		SCREW ----	2	
			---*---		
-15	0500210-108		COVER-COWL DECK ----	1	F
	0500210-108	□	COVER-COWL DECK ----	1	E
-16	0513172-2		SCREEN-VENT ----	1	B
-16A	0513419-1		LOUVER ----	1	R
-16B	0500210-69		GRILL-VENT ----	1	C
-17	0513172-1		RETAINER-VENT ----	1	B
-17A	0513348-1		RETAINER-COWL DECK COVER ----	1	C
			ATTACHING PARTS		
-18	S102128-8		SCREW ----	4	B
	NAS395-16-3		NUT ----	4	B
	S102128-8		SCREW ----	8	C
	NAS446-4-3		NUT ----	8	C
			---*---		
-19	0713046		RETAINER-UPHOLSTERY ----	1	
			ATTACHING PARTS		
-20	S102124-6		SCREW ----	4	
			---*---		
-21	0500210-41	□	MOULDING-SIDE WINDOW LH ----	1	F
	0500210-94	□	MOULDING-SIDE WINDOW LH ----	1	M
	0500210-40	□	MOULDING-SIDE WINDOW RH ----	1	F
	0500210-98	□	MOULDING-SIDE WINDOW RH ----	1	M
	0514012-2	□	MOULDING-WINDOW RH ----	1	N
-21A	0514012-1	□	MOULDING-WINDOW LH ----	1	N
-22	0500210-39	□	MOULDING-REAR WINDOW UPPER ----	1	L
	0500210-132	□	MOULDING-REAR WINDOW UPPER ----	1	N
-23	0500210-43	□	MOULDING-REAR WINDOW LOWER ----	1	L
	0500210-135	□	MOULDING-REAR WINDOW LOWER ----	1	N
-24	0500210-44	□	COVER-CENTER POST ----	1	
-25	0700109-8		TIARA ASSEMBLY SKYHAWK ONLY ----	1	
			ATTACHING PARTS		
	0700108-1		BRACKET ----	1	
	0700108-2		BRACKET ----	1	
	S102344-10C		SCREW ----	4	
	S1066-C1		WASHER ----	4	
	A9028-4Z-3		NUT TIN ----	4	
			---*---		
-26	0500230-2		SHELF-BAGGAGE ----	1	
			ATTACHING PARTS		
-27	H322-4-1-1		PLUNGER HWL ----	3	
	H322-4-1		GROMMET HWL ----	3	
			---*---		
-28	0511033-30		ANGLE ----	1	
			ATTACHING PARTS		
	S102124-6C		SCREW ----	5	
			---*---		

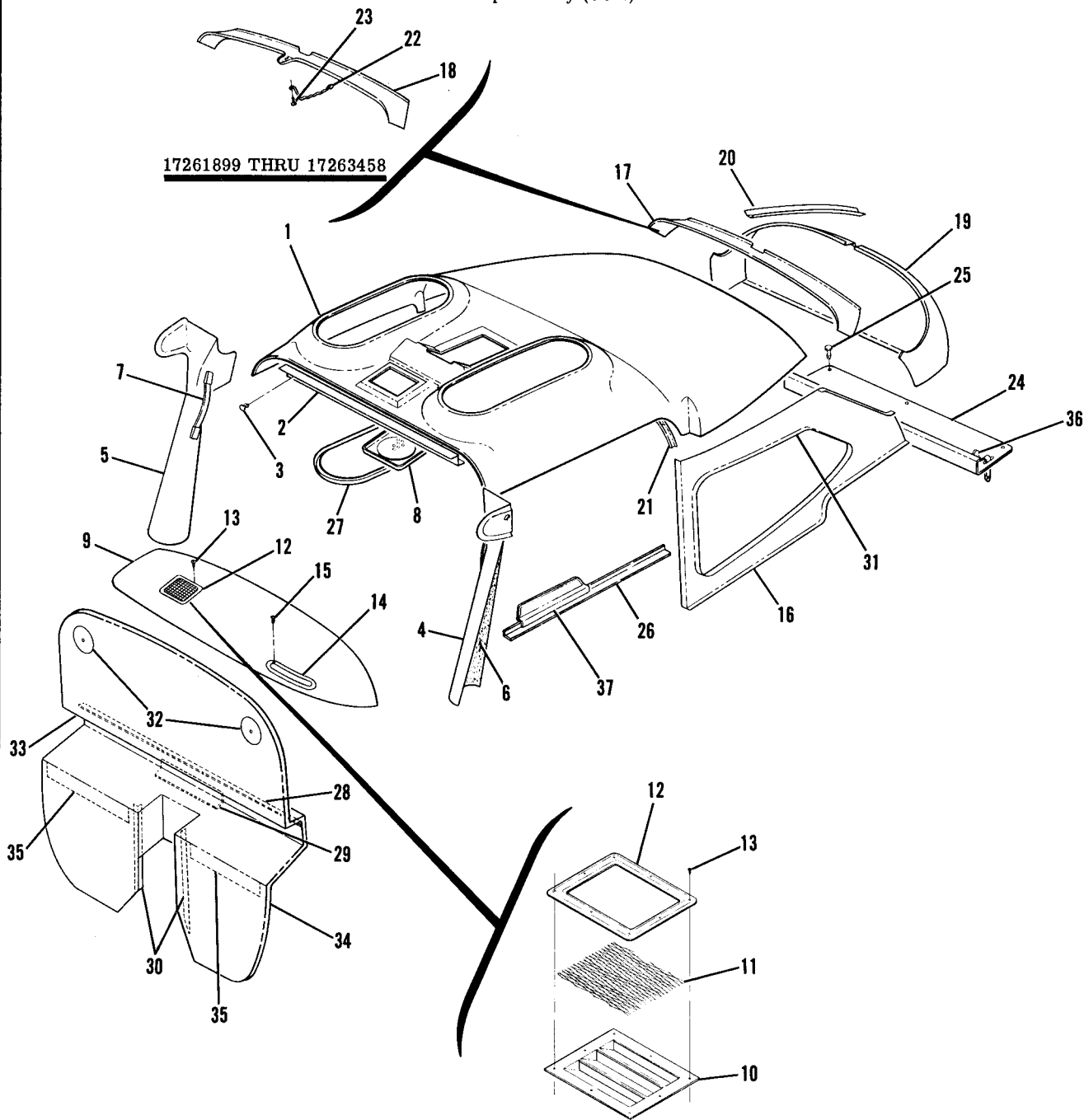
CONTINUED ON NEXT PAGE

FIGURE AND INDEX NO.	PART NUMBER	DESCRIPTION	UNITS PER ASSY	USABLE ON CODE
82 -29	0513109-21	RETAINER ----- ATTACHING PARTS	1	
	S1021Z4-6C	SCREW ----- *-----	5	
-30	0511033-7	ANGLE ----- ATTACHING PARTS	2	
	S1021Z4-6C	SCREW -----	2	
	NAS446-2-3	NUT -----	2	
-31	S1247-1E	TRIM WHEN EXHAUSTED USE S1948-2 -----	AR	P
	S1948-2	TRIM -----	AR	Q
-32	0400123-1	DISC ----- ATTACHING PARTS	2	
	S1021Z1010	SCREW -----	1	
	NAS446-5-3	NUT ----- *-----	1	
-33	0513192-1	RETAINER-INSTRUMENT PANEL COVER SKYHAWK ONLY ----- RETAINER-INSTRUMENT PANEL COVER ----- ATTACHING PARTS	1 1	B J
	S1022A4-6	SCREW ----- *-----	8	B
-34	0500210-48	COVER-UPPER FIREWALL -----	1	
-35	0500210-49	COVER-LOWER FIREWALL -----	1	
-36	0700103-131	STRIP -----	2	
-37	0500230-3	STRAP ASSEMBLY-BAGGAGE SHELF -----	2	
-38	0500210-17	TRIM -----	2	M
-39	S202R	CHANNEL 18. IN LG BULK ITEM REF S-202R1800B -----	2	
<p>NOTE. #THIS PART NUMBER MUST HAVE A SECOND DASH NUMBER ADDED TO DENOTE COLOR. REFER TO HOW TO ORDER INTERIOR PARTS-PAGE XIX.</p> <p>NOTE. #THIS PART NUMBER MUST HAVE A SECOND DASH NUMBER ADDED TO DENOTE COLOR. REFER TO HOW TO ORDER UPHOLSTERED PARTS-PAGE XVIII.</p> <p>NOTE. %REFER TO FIG 1 FOR SECOND DASH NUMBER TO DEFINE COLOR REQUIRED.</p> <p>NOTE. **THE FUNCTION OF THIS PART IS NOW INCLUDED IN THE UPPER STATIONARY INSTRUMENT PANEL COVER. REFER TO FIG 102 FOR APPLICABLE PART.</p> <p>A---172 SERIAL 17249545 THRU 17250000 P172 SERIAL P17257120 THRU P17257169 F172 SERIAL F172-0001 THRU F172-0002 FP172 SERIAL FP172-0001 THRU FP172-0002</p> <p>B---172 SERIAL 17249545 THRU 17250572 F172 SERIAL F172-0001 THRU F172-0018 P172 SERIAL P17257120 THRU P17257188 FP172 SERIAL FP172-0001 THRU FP172-0003</p> <p>C---172 SERIAL 17250573 THRU 17259223 F172 SERIAL F172-0019 THRU F17200754</p> <p>D---172 SERIAL 17251823 THRU 17259223 F172 SERIAL F172-0086 THRU F17200754</p> <p>E---172 SERIAL 17249545 THRU 17251822 F172 SERIAL F172-0001 THRU F172-0085 P172 SERIAL P17257120 THRU P17257188 FP172 SERIAL FP172-0001 THRU FP172-0003</p> <p>CONTINUED ON NEXT PAGE</p>				

FIGURE AND INDEX NO.	PART NUMBER	DESCRIPTION	UNITS PER ASSY	USABLE ON CODE
82 -		<p style="text-align: center;">1 2 3 4 5 6 7</p> <p>F---172 SERIAL 17249545 THRU 17253212 F172 SERIAL F172-0001 THRU F172-0251 P172 SERIAL P17257120 THRU P17257188 FP172 SERIAL FP172-0001 THRU FP172-0003</p> <p>G---172 SERIAL 17250001 THRU 17254892 F172 SERIAL F172-0003 THRU F172-0319 P172 SERIAL P17257170 THRU P17257188 FP172 SERIAL FP172-0001 THRU FP172-0003</p> <p>H---172 SERIAL 17254893 THRU 17259223 F172 SERIAL F172-0320 THRU F17200754</p> <p>J---172 SERIAL 17250573 THRU 17251822 F172 SERIAL F172-0019 THRU F172-0085</p> <p>K---172 SERIAL 17254892 THRU 17256512 F172 SERIAL F172-0320 THRU F17200754</p> <p>L---172 SERIAL 17249545 THRU 17257161 F172 SERIAL F172-0001 THRU F172-0559 P172 SERIAL P17257120 THRU P17257188 FP172 SERIAL FP172-0001 THRU FP172-0003</p> <p>M---172 SERIAL 17253123 THRU 17257161 F172 SERIAL F172-0252 THRU F172-0559</p> <p>N---172 SERIAL 17257162 THRU 17259223 F172 SERIAL F172-0560 THRU F17200754</p> <p>P---172 SERIAL 17254892 THRU 17258486 F172 SERIAL F172-0001 THRU F172-0654</p> <p>Q---172 SERIAL 17258487 THRU 17259223 F172 SERIAL F17200655 THRU F17200754</p> <p>R---172 SERIAL 17259110 THRU 17259223</p> <p>S---172 SERIAL 17249545 THRU 17259223 F172 SERIAL F172-0001 THRU F17200754 P172 SERIAL P17257120 THRU P17257188 FP172 SERIAL FP172-0001 THRU FP172-0003</p>		

Upholstery (Cont)

17261899 THRU 17263458



172 SERIAL 17259224 THRU 17263458
F172 SERIAL F17200755 THRU F17201234

Figure 83. Upholstery Installation - Cabin Top & Firewall

FIGURE AND INDEX NO.	PART NUMBER		DESCRIPTION	UNITS PER ASSY	USABLE ON CODE
			1 2 3 4 5 6 7		
83 -			UPHOLSTERY INSTALLATION-CABIN TOP & FIREWALL -----	NP	A
- 1	0514062-1		HEADLINER -----	1	G
	0514062-9		HEADLINER -----	1	H
	0514062-2		HEADLINER USED WITH SKY LIGHT -----	1	G
	0514062-10		HEADLINER USED WITH SKY LIGHT -----	1	H
	S1021Z4-6		ATTACHING PARTS		
			SCREW -----	3	
			---*---		
- 2	0514067-1		SHIELD-FRONT SPAR -----	1	
			ATTACHING PARTS		
- 3	S1898-2		STUD -----	3	
			---*---		
- 4	0413484-8	□	SHIELD ASSEMBLY-DOORPOST LH -----	1	B
	0413484-10	□	SHIELD ASSEMBLY-DOORPOST LH -----	1	C
	0413484-12	□	SHIELD ASSEMBLY-DOORPOST LH -----	1	D
- 5	0711133-12	□	SHIELD ASSEMBLY-DOORPOST RH -----	1	B
	0711133-62	□	SHIELD ASSEMBLY-DOORPOST RH -----	1	C
	0711133-66	□	SHIELD ASSEMBLY-DOORPOST RH -----	1	D
- 6	0513425-1		PAD-DOORPOST SHIELD -----	2	
- 7	S1362-2		STRAP-ASSIST -----	2	C
			ATTACHING PARTS		
	AN509-10R10		SCREW -----	2	
			---*---		
- 8	0514068-2	□	COVER ASSEMBLY-SPEAKER -----	1	
			ATTACHING PARTS		
	S1021Z6-10		SCREW -----	4	
			---*---		
- 9	0500210-108	□	COVER-COWL DECK -----	1	
-10	0513419-1		LOUVER-RADIO VENT -----	1	
-11	0500210-131		GRILL-VENT -----	1	
-12	0513348-1		RETAINER-COWL DECK COVER -----	1	
			ATTACHING PARTS		
	S1021Z8-8		SCREW -----	8	
	NAS446-4-3		NUT -----	8	
			---*---		
-14	0713046		RETAINER-UPHOLSTERY -----	1	
			ATTACHING PARTS		
-15	S1021Z4-6		SCREW -----	4	
			---*---		
-16	0514071-1	□	MOULDING-WINDOW LH -----	1	
	0514071-2	□	MOULDING-WINDOW RH -----	1	
-17	0500210-132	□	MOULDING-REAR WINDOW UPPER -----	1	E
-18	0515014-1	□	MOULDING-REAR WINDOW UPPER -----	1	F
	S1948-2	%	TRIM-EXTRUDED -----	AR	F
-19	0500210-135	□	MOULDING-REAR WINDOW LOWER -----	1	
	S1948-2	%	TRIM-EXTRUDED -----	AR	
-20	0500210-44	□	COVER-CENTER POST -----	1	
	S1948-2	%	TRIM-EXTRUDED -----	AR	
-21	0514069-1	□	TIARA ASSEMBLY -----	1	
			ATTACHING PARTS		
	S1021Z4-6C		SCREW -----	4	
			---*---		
-22	0515008-1		COAT HANGER -----	1	F
			ATTACHING PARTS		
-23	AN525-10RR		SCREW -----	2	F
			---*---		
-24	0500230-2		SHELF-BAGGAGE -----	1	E
			ATTACHING PARTS		
-25	HE22-4-1-1		PLUNGER HWL -----	3	E
	HE22-4-1		GROMMET HWL -----	3	E
			---*---		
-26	0514072-1		RETAINER-HEADLINER LH -----	1	
	0514072-2		RETAINER-HEADLINER RH -----	1	
			ATTACHING PARTS		
	S1021Z4-4		SCREW -----	5	
			---*---		
-27	0514064-1	□	RETAINER-SKY LIGHT -----	2	
			ATTACHING PARTS		
	S1021Z4-6		SCREW -----	8	
			---*---		
-28	0511033-30		ANGLE -----	1	
			ATTACHING PARTS		
	S1021Z4-6C		SCREW -----	5	
			---*---		

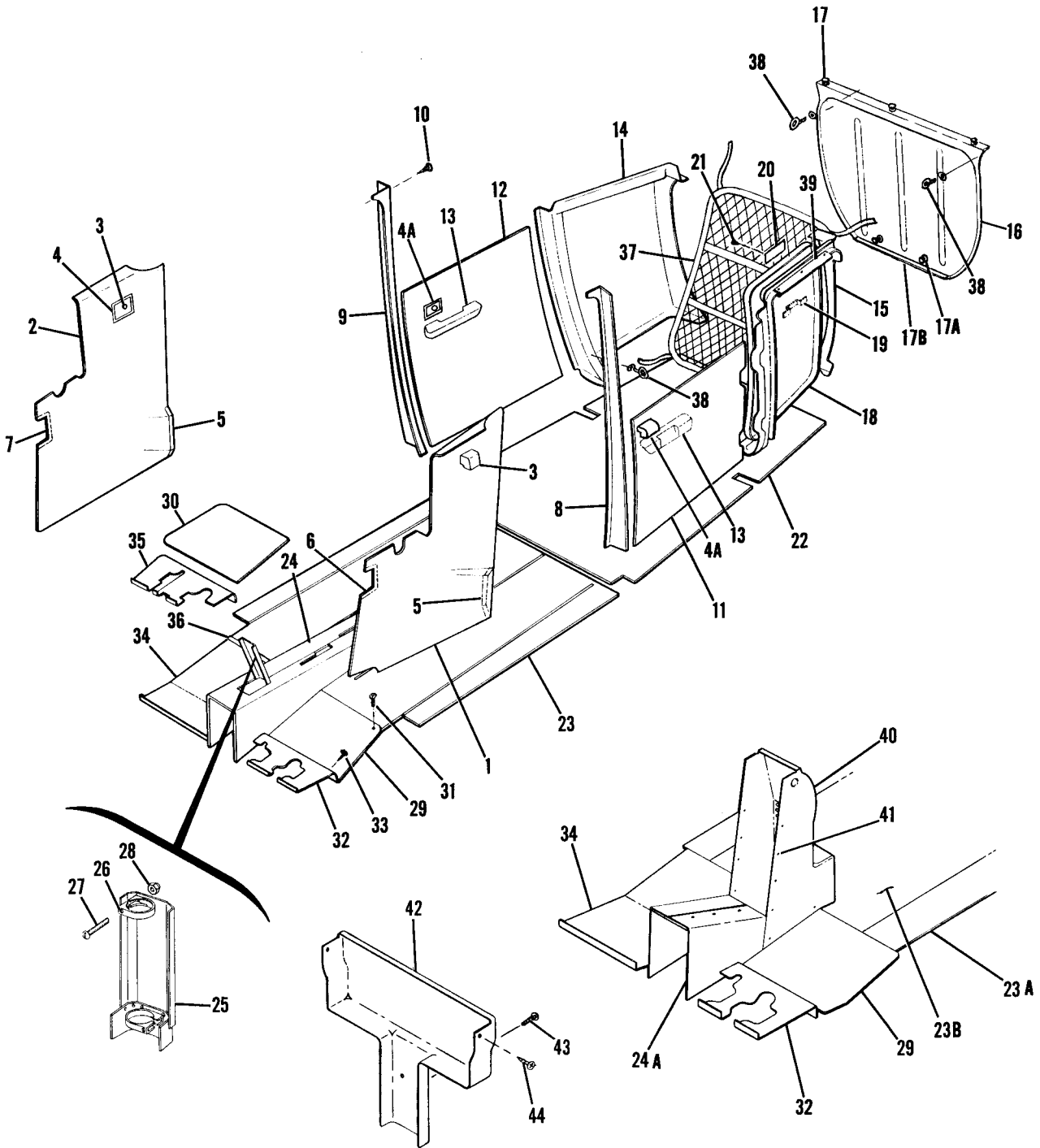
CONTINUED ON NEXT PAGE

FIGURE AND INDEX NO.	PART NUMBER	DESCRIPTION							UNITS PER ASSY	USABLE ON CODE
		1	2	3	4	5	6	7		
83 -29	0513109-21	RETAINER -----							1	
	S102124-6C	ATTACHING PARTS								
		SCREW -----							5	
		---*---								
-30	0511033-7	ANGLE -----							2	
		ATTACHING PARTS								
	S102124-6C	SCREW -----							2	
	NAS446-2-3	NUT -----							2	
		---*---								
-31	S1948-2	‡	TRIM-WINDOW -----						AR	
-32	0400123-1		DISC -----						2	
		ATTACHING PARTS								
	S1021210-10		SCREW -----						1	
	NAS446-5-3		NUT -----						1	
		---*---								
-33	0500210-48		COVER-UPPER FIREWALL -----						1	
-34	0500210-49		COVER-LOWER FIREWALL -----						1	
-35	0700103-131		STRIP -----						2	
-36	0500230-3		STRAP ASSEMBLY-BAGGAGE SHELF -----						2	E
-37	0515010-10	□	TRAY-SHOULDER HARNESS FRONT -----						2	F
		ATTACHING PARTS								
	S1021A4-6		SCREW -----						2	
		---*---								
<p>NOTE. □THIS PART NUMBER MUST HAVE A SECOND DASH NUMBER ADDED TO DENOTE COLOR. REFER TO HOW TO ORDER INTERIOR PARTS-PAGE XIX.</p> <p>NOTE. ‡REFER TO FIGURE 1 FOR SECOND DASH NUMBER TO DEFINE COLOR REQUIRED.</p> <p>A---172 SERIAL 17259224 THRU 17263458 F172 SERIAL F17200755 THRU F17201234 B---172 SERIAL 17259224 THRU 17259903 F172 SERIAL F17200755 THRU F17200804 C---172 SERIAL 17259904 THRU 17260758 F172 SERIAL F17200805 THRU F17200904 D---172 SERIAL 17260759 THRU 17263458 F172 SERIAL F17200905 THRU F17201234 E---172 SERIAL 17259224 THRU 17261898 F172 SERIAL F17200755 THRU F17201034 F---172 SERIAL 17261899 THRU 17263458 F172 SERIAL F17201035 THRU F17201234 G---172 SERIAL 17259224 THRU 17263266 F172 SERIAL F17200755 THRU F17201234 H---172 SERIAL 17263267 THRU 17263458</p>										

FIGURE AND INDEX NO.	PART NUMBER	DESCRIPTION	UNITS PER ASSY	USABLE ON CODE
		1 2 3 4 5 6 7		
84 -		UPHOLSTERY INSTALLATION-CABIN SIDE PANELS & FLOORBOARD	NP	AJ
- 1	0500211-1	SIDE PANEL-FWD LH SKYHAWK MODELS ONLY	1	A
	0500211-3	SIDE PANEL-FWD LH	1	A
	0500217-1	SIDE PANEL-FWD LH	1	B
	0500240-1	SIDE PANEL ASSEMBLY-FWD LH	1	F
	0500251-1	# SIDE PANEL ASSEMBLY-FWD LH	1	K
	0500258-1	# SIDE PANEL ASSEMBLY-FWD LH	1	P
	0500258-27	# SIDE PANEL ASSEMBLY-FWD LH 172 ONLY	1	Q
	0500258-1	# SIDE PANEL ASSEMBLY-FWD LH SKYHAWK ONLY	1	N
	0514009-1	# SIDE PANEL ASSEMBLY-FWD LH	1	V
	0514039-1	# SIDE PANEL ASSEMBLY-FWD LH	1	Y
	0514059-1	# SIDE PANEL ASSEMBLY-FWD LH	1	AB
	0514073-1	# SIDE PANEL ASSEMBLY-FWD LH	1	AF
	0515004-1	# SIDE PANEL ASSEMBLY-FWD LH	1	AG
- 2	0500211-2	SIDE PANEL-FWD RH SKYHAWK MODELS ONLY	1	A
	0500211-4	SIDE PANEL-FWD RH	1	A
	0500217-2	SIDE PANEL-FWD RH	1	B
	0500240-2	SIDE PANEL ASSEMBLY-FWD RH	1	F
	0500251-2	# SIDE PANEL ASSEMBLY-FWD RH	1	K
	0500258-2	# SIDE PANEL ASSEMBLY-FWD RH	1	P
	0500258-28	# SIDE PANEL ASSEMBLY-FWD RH 172 ONLY	1	Q
	0500258-2	# SIDE PANEL ASSEMBLY-FWD RH SKYHAWK ONLY	1	Q
	0514009-2	# SIDE PANEL ASSEMBLY-FWD RH	1	V
	0514039-2	# SIDE PANEL ASSEMBLY-FWD RH	1	Y
	0514059-2	# SIDE PANEL ASSEMBLY-FWD RH	1	AB
	0514073-2	# SIDE PANEL ASSEMBLY-FWD RH	1	AF
	0514002-2	# SIDE PANEL ASSEMBLY-FWD RH	1	AG
- 3	0411030-6	ASH TRAY	2	
- 4	0411030-5	RETAINER-ASH TRAY	2	
		ATTACHING PARTS		
	S102124-8	SCREW	4	
	NAS446-1	NUT	4	
		---*---		
- 4A	1A1002X	ASH TRAY GDR 172 ONLY	2	N
	1A1001	RETAINER-ASH TRAY GDR 172 ONLY	2	N
		ATTACHING PARTS		
	S102124-8	SCREW	4	
	NAS446-1	NUT	4	
		---*---		
- 5	0700100-193	RETAINER-UPHOLSTERY	2	
- 6	0513134-7	RETAINER-UPHOLSTERY LH	1	M
- 7	0513134-8	RETAINER-UPHOLSTERY RH	1	M
- 8	0511177-9	SHIELD-LH	1	E
	0500210-81	□ SHIELD-LH	1	AA
	0514065-1	□ SHIELD-LH	1	Z
- 9	0511177-10	SHIELD-RH	1	E
	0500210-82	□ SHIELD-RH	1	AA
	0514065-2	□ SHIELD-RH	1	Z
		ATTACHING PARTS		
-10	S102126-6	SCREW	6	
		---*---		
-11	0500213-1	SIDE PANEL-AFT LH SKYHAWK MODELS ONLY	1	A
	0500213-3	SIDE PANEL-AFT LH	1	A
	0500217-5	SIDE PANEL-AFT LH	1	B
	0500240-9	SIDE PANEL ASSEMBLY-AFT LH	1	F
	0500251-9	# SIDE PANEL ASSEMBLY-AFT LH	1	K
	0500258-9	# SIDE PANEL ASSEMBLY-AFT LH	1	P
	0500258-31	# SIDE PANEL ASSEMBLY-AFT LH 172 ONLY	1	Q
	0500258-9	# SIDE PANEL ASSEMBLY-AFT LH SKYHAWK ONLY	1	Q
	0514009-9	# SIDE PANEL ASSEMBLY-LH	1	V
	0514039-9	# SIDE PANEL ASSEMBLY-LH	1	Y
	0514059-9	# SIDE PANEL ASSEMBLY-LH	1	AB
	0514073-9	# SIDE PANEL ASSEMBLY-LH	1	AF
	0515004-5	# SIDE PANEL ASSEMBLY-LH	1	AG

CONTINUED ON NEXT PAGE

Upholstery (Cont)



172 SERIAL 17249545 THRU 17261898
 F172 SERIAL F172-0001 THRU F17201034
 P172 SERIAL P17257120 THRU P17257188
 FP172 SERIAL FP172-0001 THRU FP172-0003

Figure 84. Cabin Side Panels & Floorboard Upholstery Installation

FIGURE AND INDEX NO.	PART NUMBER	DESCRIPTION	UNITS PER ASSY	USABLE ON CODE	
		1 2 3 4 5 6 7			
84 -12	0500213-2	SIDE PANEL-RH SKYHAWK MODELS ONLY -----	1	A	
	0500213-4	SIDE PANEL-AFT RH -----	1	A	
	0500217-6	SIDE PANEL-AFT RH -----	1	B	
	0500240-10	SIDE PANEL ASSEMBLY-AFT RH -----	1	F	
	0500251-10	# PANEL ASSEMBLY-AFT RH -----	1	K	
	0500258-10	# SIDE PANEL ASSEMBLY-AFT RH -----	1	P	
	0500258-32	# SIDE PANEL ASSEMBLY-AFT RH 172 ONLY -----	1	Q	
	0500258-10	# SIDE PANEL ASSEMBLY-AFT RH SKYHAWK ONLY -----	1	Q	
	0514009-10	# SIDE PANEL ASSEMBLY-AFT RH -----	1	V	
	0514039-10	# SIDE PANEL ASSEMBLY-AFT RH -----	1	Y	
	0514059-10	# SIDE PANEL ASSEMBLY-RH -----	1	AB	
	0514073-10	# SIDE PANEL ASSEMBLY-RH -----	1	AF	
	0515004-6	# SIDE PANEL ASSEMBLY-RH -----	1	AG	
	-13	1414082-1	ARM REST-REAR WHEN EXHAUSTED USE 1414082-7 -----	2	A
		1414082-7	ARMREST -----	2	B
1414082-14		ARMREST-REAR -----	2	F	
1414082-18		# ARMREST-REAR -----	1	S	
1414082-20		# ARMREST-REAR -----	1	T	
0514079-1		# ARMREST-REAR LH -----	1	AC	
0514079-2		# ARMREST-REAR RH -----	1	AC	
		ATTACHING PARTS			
		S1021Z10-20	SCREW -----	2	AE
		NAS396-7	NUT TIN -----	2	AE
		AN520-10R12	SCREW -----	2	Z
		S1957-2	ASH TRAY -----	1	AC
		1414082-6	# PAD ASSEMBLY-ARMREST -----	1	C
		1414082-13	# PAD ASSEMBLY-ARMREST -----	1	U
		1414082-21	# PAD ASSEMBLY-ARMREST -----	1	T
-14	0500210-23	□ PANEL-BAGGAGE COMPARTMENT RH -----	1	H	
	0500210-97	□ PANEL-BAGGAGE COMPARTMENT RH -----	1	J	
-15	0500210-25	□ FRAME COVER-BAGGAGE DOOR -----	1	H	
	0500210-95	□ FRAME COVER-BAGGAGE DOOR FWD -----	1	J	
-16	0500210-96	□ FRAME COVER-BAGGAGE DOOR AFT -----	1	J	
	0500210-42	□ PANEL-BAGGAGE COMPARTMENT REAR -----	1		
	0511470-4	□ PANEL ASSEMBLY-BAGGAGE COMPARTMENT REAR USE -----	1		
		WITH AUXILIARY SEAT			
		ATTACHING PARTS			
-17	H322-4-1	GROMMET HWL -----	3		
	H323-4-1-1	PLUNGER HWL -----	3		
-17A	H559-3-1	GROMMET HWL -----	2		
	H323-3-1-1	PLUNGER HWL -----	2		
-17B	S1441-1	SEAL 19.0 IN LG BKI REF S1441-1-19.00 -----	1		
-18	0700114-35	□ PANEL-BAGGAGE DOOR -----	1	X	
	0717000-4	□ PANEL-BAGGAGE DOOR -----	1	W	
	0717000-12	□ PANEL-BAGGAGE DOOR -----	1	AH	
		ATTACHING PARTS			
	XH99608F1099	STUD UC -----	8		
-19	S1273-1	HANDLE-BAGGAGE DOOR -----	1		
		ATTACHING PARTS			
	AN515-8R8	SCREW -----	2		
-20	0512166-3	PLACARD-BAGGAGE LOAD LIMIT -----	1	O	
	0505007-1	PLACARD-BAGGAGE LOAD LIMIT -----	1	R	
	0710032-2	PLATE -----	1	R	
		ATTACHING PARTS			
-21	S1021Z4-6	SCREW -----	2		
-22	0500210-16	CARPET-AFT FLOORBOARD -----	1	AK	
	0515016-4	# CARPET-AFT FLOORBOARD -----	1	AN	
-23	0514008-5	# CARPET-AFT FLOORBOARD -----	1	N	
	0500210-15	CARPET-FWD FLOORBOARD -----	1	C	
-23A	0500210-75	CARPET ASSEMBLY-FLOORBOARD FORWARD -----	1	F	
	0500210-83	# CARPET ASSEMBLY-FLOORBOARD -----	1	K	
	0500210-106	# CARPET ASSEMBLY-FLOORBOARD SKYHAWK & F172 -----	1	AL	
-23B	0515016-3	# CARPET ASSEMBLY-FLOORBOARD 172 -----	1	N	
	0515016-3	# CARPET ASSY-FLOORBOARD SKYHAWK & F172 -----	1	AM	
	0515016-2	# CARPET-FORWARD 172 ONLY -----	1	N	
	0515016-2	# CARPET-FORWARD SKYHAWK & F172 -----	1	AM	
	0500210-106	# CARPET ASSEMBLY-FORWARD SKYHAWK -----	1	N	

CONTINUED ON NEXT PAGE

FIGURE AND INDEX NO.	PART NUMBER	DESCRIPTION	UNITS PER ASSY	USABLE ON CODE
84 -24	0500103-101	CARPET ASSEMBLY-TUNNEL ----- ATTACHING PARTS -----	1	C
	S1023A4-6C	SCREW -----	AR	
	S1066C1	WASHER ----- ---*---	AR	
-24A	0500210-76 #	CARPET ASSEMBLY-TUNNEL -----	1	D
-25	0411293	SHIELD-CONTROL TEE -----	1	A
	0512046-1	SHIELD ASSEMBLY-CONTROL U -----	1	B
-26	0411840	CLAMP-SHIELD ATTACHMENT -----	2	A
	0411840	CLAMP-SHIELD ATTACHMENT ----- ATTACHING PARTS -----	1	B
-27	AN515-6R36	SCREW -----	1	
-28	NAS679N06	NUT ----- ---*---	1	
-29	0511475-1	KICK PLATE LH -----	1	L
-30	0511475-2	KICK PLATE RH DUAL CONTROLS ----- ATTACHING PARTS -----	1	L
-31	S1021Z6-8	SCREW ----- ---*---	4	
-32	0513057-1	SHIELD-RUDDER BAR LH -----	1	
	0513057-2	SHIELD-RUDDER BAR LH FLOAT PLANE ONLY ----- ATTACHING PARTS -----	1	
-33	S1021Z6-8	SCREW -----	8	
	NAS446-4-3	NUT TIN ----- ---*---	3	
-34	0713049-8	SHIELD-RUDDER BAR RH ----- ATTACHING PARTS -----	1	
	S1021Z6-8	SCREW ----- ---*---	6	
-35	0513058-1	SHIELD-RUDDER BAR RH DUAL CONTROLS -----	1	
	0513058-2	SHIELD-RUDDER BAR RH FLOAT PLANE ONLY ----- ATTACHING PARTS -----	1	
	S1021Z8-8	SCREW -----	8	
	NAS446-4-3	NUT ----- ---*---	3	
-36	0713049-7	RETAINER-RUDDER BAR ----- ATTACHING PARTS -----	1	L
	S1021Z8-14	SCREW ----- ---*---	3	
-37	0500236-1	NET-BAGGAGE -----	1	AD
	2015009-3	NET-BAGGAGE ----- ATTACHING PARTS -----	1	AC
	1200127-1	WASHER -----	4	
-38	1211203-1	EYEBOLT ----- ---*---	4	
-39	0500210-47	RETAINER-UPHOLSTERY -----	1	H
	0500210-99	RETAINER-UPHOLSTERY -----	1	J
-40	0500233-1	CONSOLE COVER -----	1	D
-41	S1878-1	STUD -----	14	D
-42	0500403-1	COVER-CONTROL YOKE SKYHAWK ONLY -----	1	G
-43	S1021Z6-6	SCREW -----	2	G
-44	S1878-1	STUD -----	2	G

NOTE. □THIS PART NUMBER MUST HAVE A SECOND DASH NUMBER ADDED TO DENOTE COLOR. REFER TO HOW TO ORDER INTERIOR PARTS-PAGE XIX.

NOTE. #THIS PART NUMBER MUST HAVE A SECOND DASH NUMBER ADDED TO DENOTE COLOR. REFER TO HOW TO ORDER UPHOLSTERED PARTS-PAGE XVIII.

A---172 SERIAL 17249545 THRU 17250572
 F172 SERIAL F172-0001 THRU F172-0018
 P172 SERIAL P17257120 THRU P17257188
 FP172 SERIAL FP172-0001 THRU FP172-0003
 B---172 SERIAL 17250573 THRU 17251822
 F172 SERIAL F172-0019 THRU F172-0085
 C---172 SERIAL 17249545 THRU 17251822
 F172 SERIAL F172-0001 THRU F172-0085
 P172 SERIAL P17257120 THRU P17257188
 FP172 SERIAL FP172-0001 THRU FP172-0003

CONTINUED ON NEXT PAGE



FIGURE AND INDEX NO.	PART NUMBER	DESCRIPTION	UNITS PER ASSY	USABLE ON CODE
84 -		<p style="text-align: center;">1 2 3 4 5 6 7</p> <p>D---172 SERIAL 17251823 THRU 17261898 F172 SERIAL F172-0086 THRU F17201034</p> <p>E---172 SERIAL 17249545 THRU 17253392 F172 SERIAL F172-0001 THRU F172-0179 P172 SERIAL P17257120 THRU P17257188 FP172 SERIAL FP172-0001 THRU FP172-0003</p> <p>F---172 SERIAL 17251823 THRU 17253392 F172 SERIAL F172-0086 THRU F172-0179</p> <p>G---172 SERIAL 17253393 THRU 17261898 F172 SERIAL F172-0180 THRU F17201034</p> <p>H---172 SERIAL 17249545 THRU 17253212 F172 SERIAL F172-0001 THRU F172-0251 P172 SERIAL P17257120 THRU P17257188 FP172 SERIAL FP172-0001 THRU FP172-0003</p> <p>J---172 SERIAL 17253213 THRU 17261898 F172 SERIAL F172-0252 THRU F17201034</p> <p>K---172 SERIAL 17253393 THRU 17254892 F172 SERIAL F172-0180 THRU F172-0319</p> <p>L---172 SERIAL 17249545 THRU 17254892 F172 SERIAL F172-0001 THRU F172-0319 P172 SERIAL P17257120 THRU P17257188 FP172 SERIAL FP172-0001 THRU FP172-0003</p> <p>M---172 SERIAL 17254893 THRU 17256512 F172 SERIAL F172-0320 THRU F17201034</p> <p>N---172 SERIAL 17256513 THRU 17261898</p> <p>O---172 SERIAL 17249545 THRU 17257161 F172 SERIAL F172-0001 THRU F172-0559 P172 SERIAL P17257120 THRU P17257188 FP172 SERIAL FP172-0001 THRU FP172-0003</p> <p>P---172 SERIAL 17254893 THRU 17256512 F172 SERIAL F172-0320 THRU F172-0559</p> <p>Q---172 SERIAL 17256513 THRU 17257161</p> <p>R---172 SERIAL 17257162 THRU 17261898 F172 SERIAL F172-0560 THRU F17201034</p> <p>S---172 SERIAL 17253393 THRU 17257161 F172 SERIAL F172-0180 THRU F17200754</p> <p>T---172 SERIAL 17257162 THRU 17259903 F172 SERIAL F17200755 THRU F17200804</p> <p>U---172 SERIAL 17251823 THRU 17257161 F172 SERIAL F172-0086 THRU F17261898</p> <p>V---172 SERIAL 17257162 THRU 17258486 F172 SERIAL F172-0560 THRU F172-0654</p> <p>W---172 SERIAL 17258487 THRU 17259587 F172 SERIAL F172-0655 THRU F17200804</p> <p>X---172 SERIAL 17249545 THRU 17258486 F172 SERIAL F172-0001 THRU F172-0654 P172 SERIAL P17257120 THRU P17257188 FP172 SERIAL FP172-0001 THRU FP172-0003</p> <p>Y---172 SERIAL 17258487 THRU 17259223 F172 SERIAL F17200680 THRU F17200754</p> <p>Z---172 SERIAL 17259224 THRU 17261898 F172 SERIAL F17200755 THRU F17201034</p> <p>AA---172 SERIAL 17253393 THRU 17259223 F172 SERIAL F172-0180 THRU F17200754</p> <p>AB---172 SERIAL 17259224 THRU 17259903 F172 SERIAL F17200755 THRU F17200804</p> <p>AC---172 SERIAL 17259904 THRU 17261898 F172 SERIAL F17200805 THRU F17201034</p> <p>AD---172 SERIAL 17249545 THRU 17259903 F172 SERIAL F172-0001 THRU F17200804 P172 SERIAL P17257120 THRU P17257188 FP172 SERIAL FP172-0001 THRU FP172-0003</p> <p>AE---172 SERIAL 17249545 THRU 17259223 F172 SERIAL F172-0001 THRU F17200754 P172 SERIAL P17257120 THRU P17257188 FP172 SERIAL FP172-0001 THRU FP172-0003</p> <p>AF---172 SERIAL 17259904 THRU 17260758 F172 SERIAL F17200805 THRU F17200905</p>		

CONTINUED ON NEXT PAGE

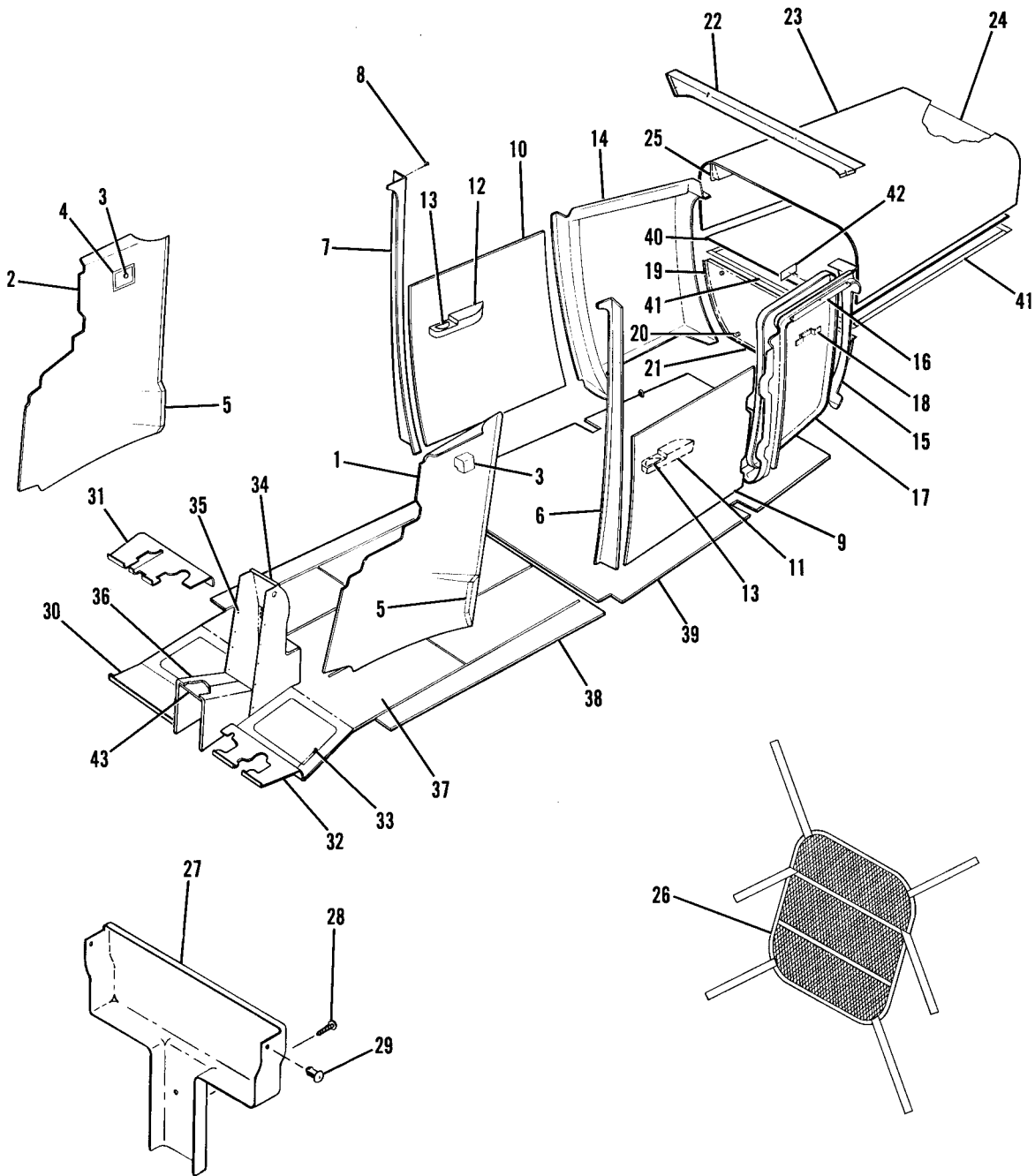
FIGURE AND INDEX NO.	PART NUMBER	DESCRIPTION	UNITS PER ASSY	USABLE ON CODE
84 -		<p style="text-align: center;">1 2 3 4 5 6 7</p> <p>AG---172 SERIAL 17260759 THRU 17261898 F172 SERIAL F17200905 THRU F17201034 AH---172 SERIAL 17259588 THRU 17261898 F172 SERIAL F17200805 THRU F17201034 AJ---172 SERIAL 17249545 THRU 17261898 F172 SERIAL F172-0001 THRU F17201034 P172 SERIAL 17257120 THRU P17257188 FP172 SERIAL FP172-0001 THRU FP172-0003 AK---172 SERIAL 17249545 THRU 17256512 F172 SERIAL F172-0001 THRU F172-0654 P172 SERIAL P17257120 THRU P17257188 FP172 SERIAL FP172-0001 THRU FP172-0003 AL---172 SERIAL 17254893 THRU 17258486 F172 SERIAL F172-0320 THRU F172-0654 AM---172 SERIAL 17258487 THRU 17261898 F172 SERIAL F17200655 THRU F17201034 AN---172 SERIAL 17256513 THRU 17261898 F172 SERIAL F17200655 THRU F17201034</p>		



FIGURE AND INDEX NO.	PART NUMBER		DESCRIPTION	UNITS PER ASSY	USABLE ON CODE
85			UPHOLSTERY INSTALLATION-CABIN SIDE PANELS & FLOORBOARD -----	NP	A
- 1	0515005-1	#	SIDE PANEL ASSY-FWD LH -----	1	
- 2	0515005-2	#	SIDE PANEL ASSY-FWD RH -----	1	
- 3	0411030-6		ASH TRAY -----	2	
- 4	0411030-5		RETAINER-ASH TRAY -----	2	
			ATTACHING PARTS		
	S1021Z4-8		SCREW -----	2	
	NAS446-1		NUT -----	2	
			---*---		
- 5	0515020-1		RETAINER-UPHOLSTERY -----	2	
			ATTACHING PARTS		
	S1021Z4-6		SCREW -----	2	
			---*---		
- 6	0514065-1	□	COVER-AFT DOORPOST LH -----	1	
- 7	0514065-2	□	COVER-AFT DOORPOST RH -----	1	
			ATTACHING PARTS		
- 8	S1021Z6-6		SCREW -----	6	
			---*---		
- 9	0515005-5	#	SIDE PANEL ASSY-LH -----	1	
-10	0515005-6	#	SIDE PANEL ASSY-RH -----	1	
-11	0715039-3	#	ARMREST ASSY-REAR LH -----	1	
-12	0715039-4	#	ARMREST ASSY-REAR RH -----	1	
			ATTACHING PARTS		
	AN520-10R12		SCREW -----	2	
			---*---		
-13	S1957-2		ASH TRAY -----	2	
-14	0500210-97	□	PANEL-BAGGAGE COMPARTMENT RH -----	1	
-15	0515018-1	□	COVER-BAGGAGE DOOR FRAME AFT -----	1	
	0500210-95	□	COVER-BAGGAGE DOOR FRAME FWD -----	1	
-16	0500210-99		RETAINER-UPHOLSTERY -----	1	
-17	0717000-12	□	PANEL-BAGGAGE COMPARTMENT -----	1	
			ATTACHING PARTS		
	XH99608F1099		STUD -----	8	
			---*---		
-18	S1273-1		HANDLE-BAGGAGE DOOR -----	1	
			ATTACHING PARTS		
	AN515-3R8		SCREW -----	2	
			---*---		
-19	0515012-1	□	PANEL-BAGGAGE COMPARTMENT LWR FWD -----	1	
			ATTACHING PARTS		
-20	H559-3-1		GROMMET HLW -----	4	
	H323-3-1-1		PLUNGER HLW -----	4	
			---*---		
-21	S1441-1		SEAL 19.00 IN LG BKI REF S1441-1-19.00 -----	1	

CONTINUED ON NEXT PAGE

Upholstery (Cont)



172 SERIAL 17261899 THRU 17263458
F172 SERIAL F17201035 THRU F17201234

Figure 85. Cabin Side Panels & Floorboard Upholstery Installation



FIGURE AND INDEX NO.	PART NUMBER		DESCRIPTION	UNITS PER ASSY	USABLE ON CODE
85 -22	0515012-2	□	MOULDING-BAGGAGE COMPARTMENT ----- ATTACHING PARTS -----	1	
	S1021Z6-6		SCREW ----- *-----	3	
-23	0515015-1	□	PANEL-BAGGAGE COMPARTMENT UPPER ----- ATTACHING PARTS -----	1	
	S1022A4-6		SCREW ----- *-----	3	
-24	0515019-3	□	PANEL ASSY-BAGGAGE COMPARTMENT UPPER AFT -----	1	
-25	0515009-1	□	COVER ASSY-EMERGENCY LOCATOR TRANSMITTER -----	1	
	H559-3-1		GROMMET HLW -----	2	
	H323-3-1-1		PLUNGER HLW -----	2	
	1205085-2		PLACARD-EMERGENCY LOCATOR TRANSMITTER -----	1	
-26	2015009-5		NET-BAGGAGE ----- ATTACHING PARTS -----	1	
	1211203-1		EYEBOLT -----	6	
	1200127-1		WASHER ----- *-----	6	
-27	0500403-1	□	COVER-CONTROL YOKE SKYHAWK & SKYHAWK II ONLY ----- ATTACHING PARTS -----		
-28	S1021Z6-6		SCREW -----	2	
-29	S1878-1		STUD ----- *-----	2	
-30	0713049-8		SHIELD-RUDDER BAR RH -----	1	
-31	0513058-1		SHIELD-RUDDER BAR RH DUAL CONTROLS -----	1	
	0513058-2		SHIELD-RUDDER BAR RH FLOATPLANE ONLY ----- ATTACHING PARTS -----	1	
	S1021Z6-8		SCREW -----	8	
	NAS446-4-3		NUT ----- *-----	4	
-32	0513057-1		SHIELD-RUDDER BAR LH -----	1	
	0513057-2		SHIELD-RUDDER BAR LH FLOAT PLANE ONLY ----- ATTACHING PARTS -----	1	
-33	S1021Z6-8		SCREW -----	8	
	NAS446-4-3		NUT ----- *-----	4	
-34	0500233-1	□	COVER-CONSOLE WEU 0500233-4 -----	1	
	0500233-4	□	COVER-CONSOLE ----- ATTACHING PARTS -----	1	
-35	S1878-1		STUD ----- *-----	14	
-36	0500210-76	#	CARPET ASSY-TUNNEL -----	1	
-37	0515016-2	#	CARPET ASSY-FORWARD -----	1	
-38	0515016-3	#	CARPET ASSY-CENTER -----	1	
-39	0515016-4	#	CARPET ASSY-AFT ----- ATTACHING PARTS -----	1	
	S1021A4-6		SCREW -----	AR	
	S2092-1		HOOK-FABRIC FASTENER * IN LG BKI REF S2092-1-* ----- *-----	AR	
-40	0515016-5	#	CARPET ASSY-UPPER AFT BAGGAGE AREA ----- ATTACHING PARTS -----	1	
-41	S2092-31		HOOK-FABRIC FASTENER * IN LG BKI REF S2092-31-* -----	AR	
	S1022A4-6		SCREW -----	AR	
	S1066C1		WASHER ----- *-----	AR	
-42	0505043-1		PLACARD-BAGGAGE CAPACITY -----	1	
-43	0513380-2		PLATE ----- ATTACHING PARTS -----	1	
	S1021Z8-6		SCREW ----- *-----	4	

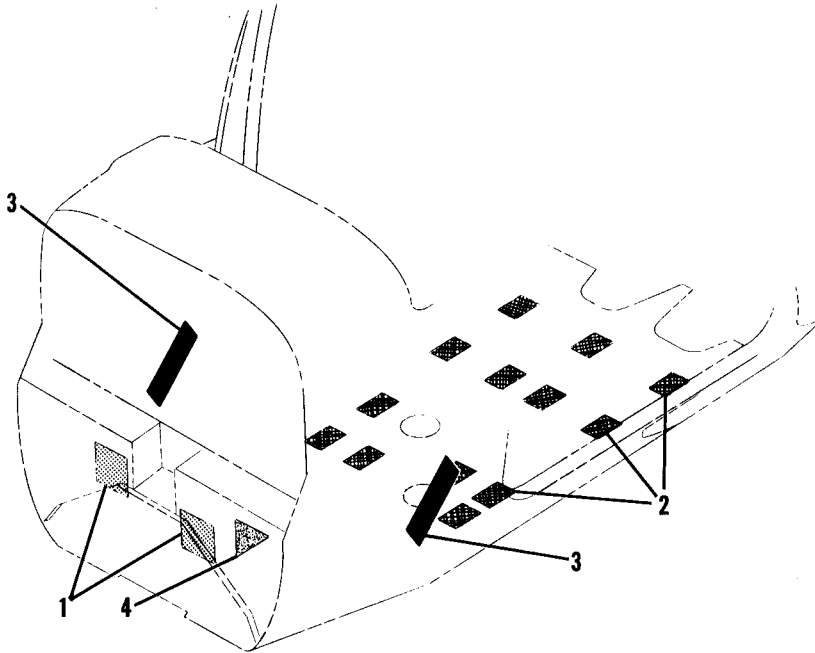
NOTE. #THIS PART NUMBER MUST HAVE A SECOND DASH NUMBER ADDED TO DENOTE COLOR. REFER TO HOW TO ORDER UPHOLSTERED PARTS - PAGE XVIII.

NOTE. □THIS PART NUMBER MUST HAVE A SECOND DASH NUMBER ADDED TO DENOTE COLOR. REFER TO HOW TO ORDER INTERIOR PARTS - PAGE XIX.

NOTE. *LENGTH TO BE DETERMINED LATER.

A---172 SERIAL 17261899 THRU 17263458
F172 SERIAL F17201035 THRU F17201234

Soundproofing



172 SERIAL 17257162 THRU 17263458
 F172 SERIAL F172-0560 THRU F17201234

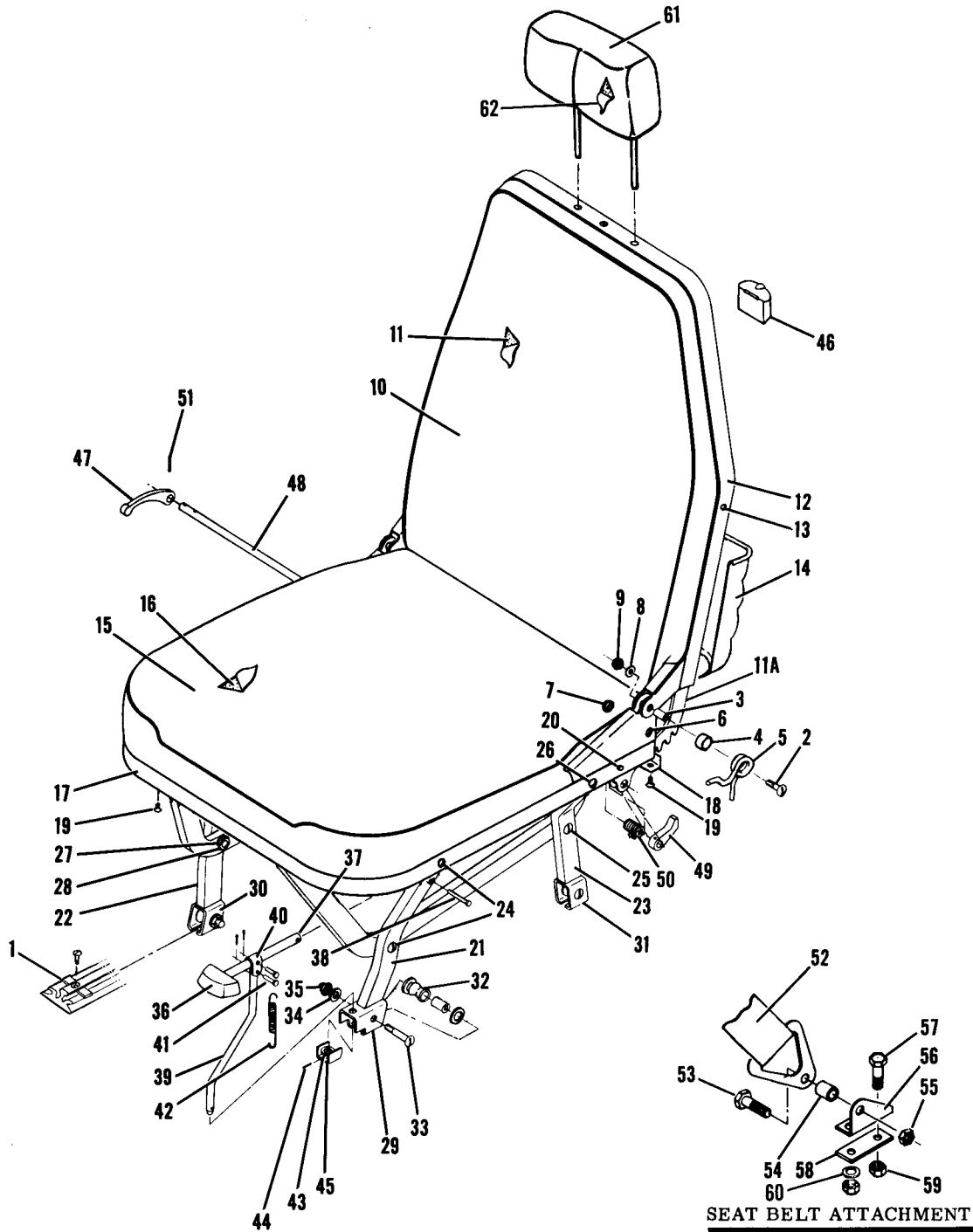
Figure 86. Soundproofing Installation

FIGURE AND INDEX NO.	PART NUMBER	DESCRIPTION	UNITS PER ASSY	USABLE ON CODE
86 -		1 2 3 4 5 6 7 SOUNDPROOFING INSTALLATION-FUSELAGE ----- PANELS-SOUNDPROOFING ----- PANELS-SOUNDPROOFING ----- PANELS-SOUNDPROOFING ----- PANEL-SOUNDPROOFING -----	NP 2 13 2 1	A
		A---172 SERIAL 17257162 THRU 17263458 F172 SERIAL F172-0560 THRU F17201234		

FIGURE AND INDEX NO.	PART NUMBER		DESCRIPTION						UNITS PER ASSY	USABLE ON CODE
			1	2	3	4	5	6		
87 -			PILOT & CO-PILOT SEAT INSTALLATION -----						NP	G
	0500210-20	#	SEAT ASSEMBLY-PILOT & CO-PILOT -----						2	
- 1	0511242-1		ATTACHING PARTS -----							
	AN500A8-4		STOP-SEAT -----						2	
			SCREW -----						2	
			---*---							
	0500210-200	#	BACK ASSEMBLY-UPHOLSTERED SEAT -----						1	
			ATTACHING PARTS -----							
- 2	AN23-16		BOLT -----						2	
- 3	1414104-4		BUSHING -----						2	
- 4	0711668-1		BUSHING -----						2	
- 5	0711667-1		SPRING -----						2	
- 6	AN507-832R14		SCREW -----						2	
- 7	MS21044N08		NUT -----						2	
- 8	AN960-10L		WASHER -----						2	
- 9	S1914-8		NUT EN -----						2	
			---*---							
-10	0500210-26	#	COVER-SEAT BACK -----						1	
-11	1414100-9		CUSHION-SEAT BACK -----						1	
-11A	1414230-1		CAM ASSEMBLY -----						2	
-12	1414110-1	□	TRIM-SEAT BACK -----						1	
			ATTACHING PARTS -----							
-13	S102128-6C		SCREW -----						3	
			---*---							
-14	1414110-3	□	POCKET ASSEMBLY-MAGAZINE -----						1	
	0500210-201	#	BOTTOM ASSEMBLY-UPHOLSTERED SEAT -----						1	
-15	0500210-24	#	COVER-SEAT BOTTOM -----						1	
-16	1414100-8		CUSHION-SEAT BOTTOM -----						1	
-17	1414217-7		RETAINER-SEAT BOTTOM -----						1	
-18	1414217-3		RETAINER-SEAT BOTTOM -----						1	
-19	S102126-4		SCREW -----						14	
-20	AN23-15A		BOLT-SEAT BACK STOP LH ONLY -----						1	
	AN23-19A		BOLT-SEAT BACK STOP RH ONLY -----						1	
	NAS43HT3-16		SPACER RH ONLY -----						1	
	MS21044N3		NUT -----						2	
-21	1414103-2		LEG ASSEMBLY-FORWARD L H -----						1	
-22	1414103-12		LEG ASSEMBLY-FORWARD R H -----						1	
-23	1414103-6		LEG-SEAT AFT -----						2	
			ATTACHING PARTS -----							
-24	AN24-13		BOLT-FORWARD LEG -----						2	
-25	AN24-13		BOLT-AFT LEG -----						1	
-26	AN24-16		BOLT-AFT LEG -----						1	
-27	AN936A416		WASHER -----						2	
	AN936A616		WASHER -----						2	
-28	1414112-1		NUT -----						2	
			---*---							
-29	1414104-39		HOUSING-SEAT ROLLER FORWARD L H -----						1	
-30	1414104-40		HOUSING-SEAT ROLLER FORWARD R H -----						1	
-31	1414104-41		HOUSING-SEAT ROLLER AFT L H -----						1	
	1414104-42		HOUSING-SEAT ROLLER AFT R H -----						1	
-32	1414100-212		KIT-SEAT ROLLER -----						4	
			ATTACHING PARTS -----							
-33	AN23-19A		BOLT -----						1	
-34	AN960-10L		WASHER -----						1	
-35	S1914-8		NUT EN -----						1	
			---*---							
-36	0700113-1		KNOB-FUKE & AFT SEAT ADJUSTMENT -----						1	
	S102126-8		SCREW -----						1	
-37	1414104-45		ARM-SEAT ADJUSTMENT -----						1	
			ATTACHING PARTS -----							
-38	MS20392-2C47		PIN -----						1	
	MS24665-132		PIN-COTTER -----						1	
			---*---							
-39	1414104-46		PIN-SEAT ADJUSTMENT -----						1	
-40	1414104-2		CLAMP -----						1	
-41	MS20392-1C15		PIN -----						2	
	MS24665-132		PIN-COTTER -----						2	
-42	1414116-1		SPRING-SEAT ADJUSTMENT -----						1	
-43	AN960C416L		WASHER -----						1	
-44	NAS561-2-12		PIN -----						1	
-45	1414104-8		BRACKET-SEAT ADJUSTMENT -----						1	
-46	1A1002X		ASH RECEIVER-SEAT BACK GDR -----						1	
-47	0710312-2		HANDLE-RECLINING ADJUSTMENT -----						1	
-48	1414104-1		TUBE-SEAT ADJUSTMENT TORQUE -----						1	

CONTINUED ON NEXT PAGE

Front Seat

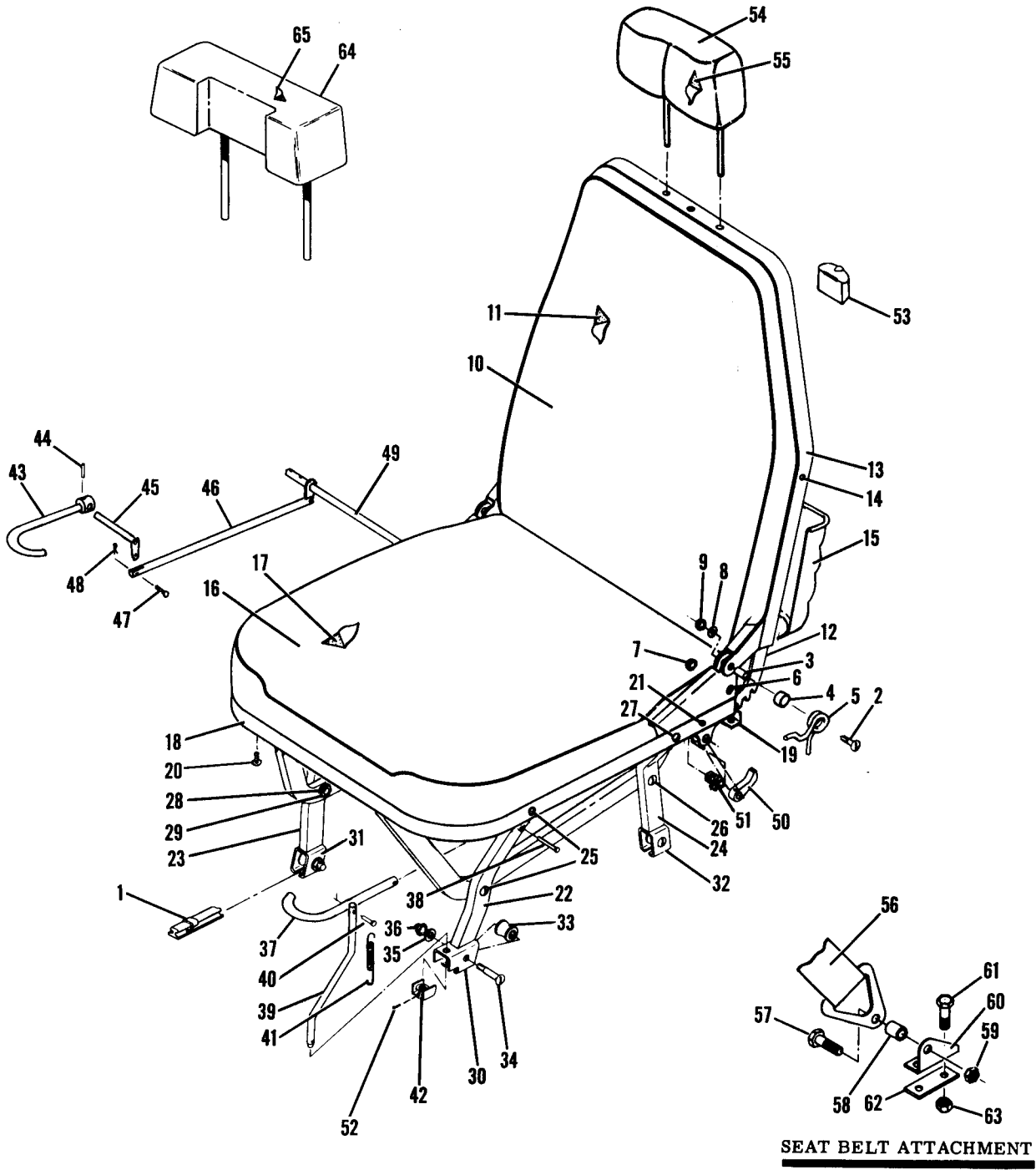


172 SERIAL 17249545 THRU 17256512
F172 SERIAL SEE CODE G
P172 SERIAL P17257120 THRU P17257188

Figure 87. Pilot & Co-Pilot Seat Installation

FIGURE AND INDEX NO.	PART NUMBER	DESCRIPTION						UNITS PER ASSY	USABLE ON CODE
		1	2	3	4	5	6		
87 -49	1414114-1	PAWL-SEAT ADJUSTMENT -----						2	
-50	1414107-1	SPRING-SEAT ADJUSTMENT -----						1	
-51	NAS561C3-10	PIN -----						3	
-52	S1060-15	BELT ASSEMBLY-FRONT SEAT -----						2	A
	S1060-3	BELT ASSEMBLY-FRONT SEAT -----						2	C
	S1618M3	BELT ASSEMBLY-FRONT SEAT CORAL -----						2	D
	S1618F3	BELT ASSEMBLY-FRONT SEAT OLIVE -----						2	D
	S1618C3	BELT ASSEMBLY-FRONT SEAT BLUE -----						2	D
	S1618D3	BELT ASSEMBLY-FRONT SEAT TAN -----						2	D
	S1539B4	BELT ASSEMBLY-FRONT SEAT BLACK -----						1	E
	S1618D3	BELT ASSEMBLY-FRONT SEAT TAN -----						2	F
	S1618J3	BELT ASSEMBLY-FRONT SEAT RED -----						2	F
	S1618K3	BELT ASSEMBLY-FRONT SEAT AVOCADO -----						2	F
	S1618M3	BELT ASSEMBLY-FRONT SEAT BLUE -----						2	F
	S1539D4	BELT ASSEMBLY-FRONT SEAT TAN -----						2	H
	S1539J4	BELT ASSEMBLY-FRONT SEAT RED -----						2	H
	S1539K4	BELT ASSEMBLY-FRONT SEAT AVOCADO -----						2	H
	S1539M4	BELT ASSEMBLY-FRONT SEAT BLUE -----						2	H
		ATTACHING PARTS							
-53	AN4-6A	BOLT -----						2	
-54	NAS43HT4-22	SPACER -----						2	
-55	MS21042L4	NUT -----						2	
		---*---							
-56	0510205-3	FITTING-SEAT BELT INBOARD LH & OUTBOARD RH -----						2	A
	0510205-3	FITTING-SEAT BELT OUTBOARD LH -----						1	B
	0510205-4	FITTING-SEAT BELT OUTBOARD LH & INBOARD RH -----						2	A
	0510205-4	FITTING-SEAT BELT OUTBOARD RH -----						1	B
	0510205-4	FITTING-SEAT BELT INBOARD LH -----						1	B
	0510205-3	FITTING-SEAT BELT INBOARD RH -----						1	B
		ATTACHING PARTS							
-57	AN3-4A	BOLT -----						2	
-58	0510202-1	PLATE -----						1	A
	0710632-1	PLATE -----						2	B
-59	MS21044N3	NUT -----						2	
-60	AN970-3	WASHER -----						1	A
		---*---							
-61	1414252-1	# HEADREST ASSEMBLY -----						2	J
-62	1414252-6	# COVER-HEADREST -----						1	J
<p>NOTE. #THIS PART NUMBER MUST HAVE A SECOND DASH NUMBER ADDED TO DENOTE COLOR. REFER TO HOW TO ORDER INTERIOR PARTS-PAGE XIX.</p> <p>NOTE. #THIS PART NUMBER MUST HAVE A SECOND DASH NUMBER ADDED TO DENOTE COLOR. REFER TO HOW TO ORDER UPHOLSTERED PARTS-PAGE XVIII.</p> <p>A---172 SERIAL 17249545 THRU 17251822 F172 SERIAL F172-0001 THRU F172-0085 P172 SERIAL P17257120 THRU P17257188 FP172 SERIAL FP172-0001 THRU FP172-0003</p> <p>B---172 SERIAL 17251823 THRU 17256512 F172 SERIAL F172-0086 THRU F172-0431, F172-0436 THRU F172-0442, F172-0444 THRU F172-0446</p> <p>C---172 SERIAL 17251823 THRU 17253392 F172 SERIAL F172-0086 THRU F172-0179</p> <p>D---172 SERIAL 17253393 THRU 17254892 F172 SERIAL F172-0180 THRU F172-0251</p> <p>E---F172 SERIAL F172-0252 THRU F172-0319</p> <p>F---172 SERIAL 17254893 THRU 17256512</p> <p>G---172 SERIAL 17249545 THRU 17256512 F172 SERIAL F172-0001 THRU F172-0431, F172-0436 THRU F172-0442, F172-0444 THRU F172-0446 P172 SERIAL P17257120 THRU P17257188 FP172 SERIAL FP172-0001 THRU FP172-0003</p> <p>H---F172 SERIAL F172-0320 THRU F172-0431, F172-0436 THRU F172-0442, F172-0444 THRU F172-0446</p> <p>J---172 SERIAL 17249545 THRU 17256512 F172 SERIAL F172-0001 THRU F172-0431, F172-0436 THRU F172-0442, F172-0444 THRU F172-0446 P172 SERIAL P17257120 THRU P17257188 FP172 SERIAL FP172-0001 THRU FP172-0003</p>									

Seat (Cont)



172 SERIAL 17256513 THRU 17260758
Figure 88. Pilot & Co-Pilot Seat Installation

FIGURE AND INDEX NO.	PART NUMBER		DESCRIPTION	UNITS PER ASSY	USABLE ON CODE
			1 2 3 4 5 6 7		
88 -			PILOT & CO-PILOT SEAT INSTALLATION -----	NP	A
	0500210-129	#	SEAT ASSEMBLY-PILOT & CO-PILOT -----	2	B
	0500210-130	#	SEAT ASSEMBLY-PILOT & CO-PILOT SKYHAWK ONLY -----	2	B
	0500210-149	#	SEAT ASSEMBLY-PILOT & CO-PILOT -----	2	D
	0500210-173	#	SEAT ASSEMBLY-PILOT & CO-PILOT -----	2	J
	0514075-1	#	SEAT ASSEMBLY-PILOT & CO-PILOT -----	2	K
			ATTACHING PARTS		
- 1	0511242-1		STOP-SEAT -----	2	
	AN500A8-4		SCREW -----	2	
			-----*		
	0500210-209	#	BACK ASSEMBLY-UPHOLSTERED SEAT SKYHAWK ONLY -----	1	B
	0500210-202	#	BACK ASSEMBLY-UPHOLSTERED SEAT -----	1	B
	0500210-205	#	BACK ASSEMBLY-UPHOLSTERED SEAT -----	1	D
	0500210-207	#	BACK ASSEMBLY-UPHOLSTERED SEAT -----	1	J
			BACK ASSEMBLY-UPHOLSTERED SEAT -----	NP	K
			ATTACHING PARTS		
- 2	AN23-19A		BOLT -----	2	
- 3	1414104-4		BUSHING -----	2	
- 4	0711668-1		BUSHING -----	2	
- 5	0711667-1		SPRING -----	2	
- 6	AN507-832R14		SCREW -----	2	
- 7	MS21044N08		NUT -----	2	
- 8	AN960-10L		WASHER -----	2	
- 9	S1914-8		NUT EN -----	2	
			-----*		
-10	0500210-26	#	COVER-SEAT BACK SKYHAWK ONLY -----	1	B
	0500210-128	#	COVER ASSEMBLY-SEAT BACK -----	1	F
	0500210-178	#	COVER ASSEMBLY-SEAT BACK -----	1	J
	0514075-7	#	COVER ASSEMBLY-SEAT BACK -----	1	K
-11	1414100-9		CUSHION-SEAT BACK -----	1	B
	1214050-5		CUSHION-SEAT BACK -----	1	D
	0500210-155		CUSHION-SEAT BACK -----	1	E
-12	1414230-1		CAM ASSEMBLY -----	2	
-13	0715001-1		TRIM-SEAT BACK SKYHAWK ONLY -----	1	B
	0514055-1	□	TRIM-SEAT BACK -----	1	D
	0514055-11	□	TRIM-SEAT BACK -----	1	J
	0514076-1	□	TRIM-SEAT BACK -----	1	K
-14	S102128-6C		SCREW -----	3	
-15	1715023-3	□	POCKET ASSEMBLY-MAGAZINE -----	1	B
	0514055-3	□	POCKET ASSEMBLY -----	1	L
	1214062-5	#	POCKET ASSY -----	1	K
	0500210-204	#	BOTTOM ASSEMBLY-UPHOLSTERED SEAT SKYHAWK ONLY -----	1	B
	0500210-203	#	BOTTOM ASSEMBLY-UPHOLSTERED SEAT -----	1	B
	0500210-206	#	BOTTOM ASSEMBLY-UPHOLSTERED SEAT -----	1	D
	0500210-208	#	BOTTOM ASSEMBLY-UPHOLSTERED SEAT -----	1	J
			BOTTOM ASSEMBLY-UPHOLSTERED SEAT -----	NP	K
-16	0500210-24	#	COVER-SEAT BOTTOM -----	1	F
	0500210-154	#	COVER ASSEMBLY-SEAT BOTTOM -----	1	J
	0514075-3	#	COVER ASSEMBLY-SEAT BOTTOM -----	1	K
-17	1414100-8		CUSHION-SEAT BOTTOM -----	1	B
	1214051-3		CUSHION-SEAT BOTTOM -----	1	D
	0500210-156		CUSHION-SEAT BOTTOM -----	1	J
	0514075-2		CUSHION-SEAT BOTTOM -----	1	K
-18	1414217-7		RETAINER-SEAT BOTTOM SKYHAWK ONLY -----	1	B
	0514058-1	□	RETAINER-SEAT BOTTOM -----	1	C
-19	1414217-3		RETAINER-SEAT BOTTOM SKYHAWK ONLY -----	1	B
-20	S102126-4		SCREW -----	14	B
	S1021A4-6		SCREW -----	5	D
-21	AN23-15A		BOLT-SEAT BACK STOP -----	2	
	MS21044N3		NUT -----	1	
-22	1414103-2		LEG ASSEMBLY-FORWARD LH -----	1	
-23	1414103-45		LEG ASSEMBLY-FORWARD RH -----	1	
-24	1414103-6		LEG-AFT -----	2	
			ATTACHING PARTS		
-25	AN24-13A		BOLT-FORWARD LEG -----	2	
-26	AN24-13A		BOLT-AFT LEG -----	1	
-27	AN24-16A		BOLT-AFT LEG -----	1	
	AN936A416		WASHER -----	2	
-28	AN936A616		WASHER -----	2	
-29	1414112-1		NUT -----	2	
			-----*		
-30	1414104-39		HOUSING-SEAT ROLLER FWD LH -----	1	
-31	1414104-40		HOUSING-SEAT ROLLER FWD RH -----	1	
-32	1414104-41		HOUSING-SEAT ROLLER AFT LH -----	1	
	1414104-42		HOUSING-SEAT ROLLER AFT RH -----	1	

CONTINUED ON NEXT PAGE

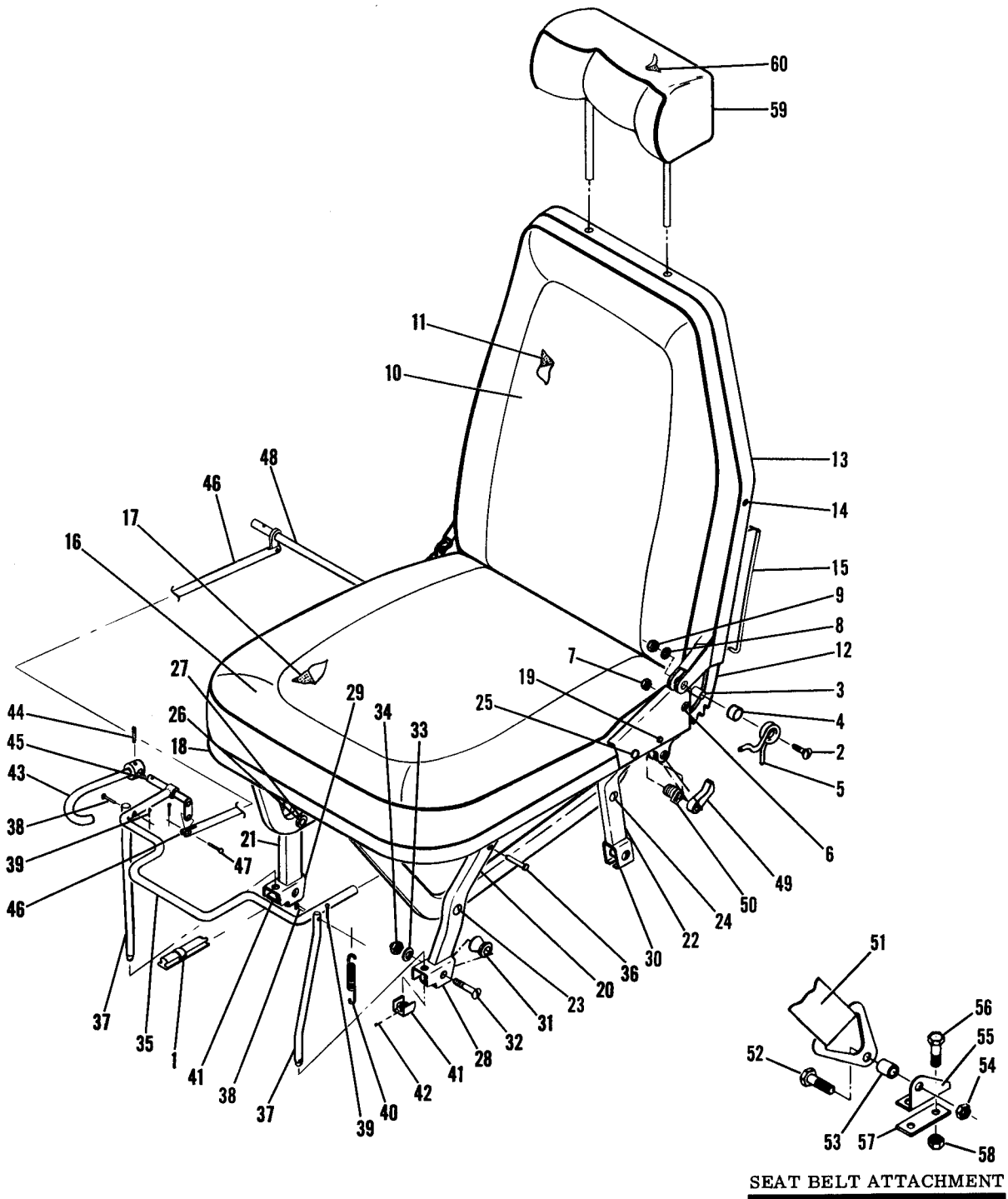
FIGURE AND INDEX NO.	PART NUMBER	DESCRIPTION							UNITS PER ASSY	USABLE ON CODE
		1	2	3	4	5	6	7		
88 -33	1414100-212	KIT-SEAT ROLLER -----							4	
		ATTACHING PARTS -----								
-34	AN23-19A	BOLT -----							1	
-35	AN960-10L	WASHER -----							1	
-36	S1914-8	NUT EN -----							1	
		-----*								
-37	1200504-1	HANDLE-SEAT ADJUSTMENT -----							1	
		ATTACHING PARTS -----								
-38	MS20392-2C41	PIN -----							1	
	MS24665-132	PIN-COTTER -----							1	
		-----*								
-39	1200505-1	PIN-SEAT ADJUSTMENT -----							1	
		ATTACHING PARTS -----								
-40	MS20392-1C21	PIN -----							1	
		-----*								
-41	1414116-1	SPRING-SEAT ADJUSTMENT -----							1	
-42	1414104-8	BRACKET-SEAT ADJUSTMENT -----							1	
-43	1200504-3	HANDLE ASSEMBLY-RECLINING ADJUSTMENT -----							1	
		ATTACHING PARTS -----								
-44	NAS561-3-8	ROLL PIN -----							1	
		-----*								
-45	1200503-1	ARM ASSEMBLY-SEAT BACK ADJUST -----							1	
-46	1514223-28	LINK-SEAT BACK ADJUST -----							1	
		ATTACHING PARTS -----								
-47	MS20392-1C9	PIN -----							2	
-48	MS24665-132	PIN-COTTER -----							2	
		-----*								
-49	1414223-34	TUBE ASSEMBLY-TORQUE -----							1	
-50	1414231-4	PAWL-SEAT BACK ADJUST					REPLACE IN PAIRS ONLY -----		2	B
	0514043-1	PAWL-SEAT BACK ADJUST					REPLACE IN PAIRS ONLY -----		2	C
		ATTACHING PARTS -----								
	NAS561C3-10	ROLL PIN -----							1	
		-----*								
-51	1414107-1	SPRING -----							1	
-52	NAS561-2-12	PIN -----							1	
-53	1A1002X	ASH RECEIVER-SEAT BACK GDR SKYHAWK ONLY -----							1	
-54	1714040-1	#	HEADREST ASSEMBLY-SEAT BACK					2	B	
	1714040-5	#	HEADREST ASSEMBLY SKYHAWK ONLY -----					1	B	
-55	1714040-2	#	COVER-HEADREST -----					2	B	
	1714040-6	#	COVER-HEADREST SKYHAWK ONLY -----					1	B	
-56	S174602	BELT ASSEMBLY-SEAT TAN -----							2	B
	S1746J2	BELT ASSEMBLY-SEAT RED -----							2	G
	S1746K2	BELT ASSEMBLY-SEAT AVOCADO -----							2	G
	S1746M2	BELT ASSEMBLY-SEAT BLUE -----							2	G
	S1746P2	BELT ASSEMBLY-SEAT BLUE -----							2	H
	S1746R2	BELT ASSEMBLY-SEAT MAROON -----							2	H
	S1746S2	BELT ASSEMBLY-SEAT GOLD -----							2	H
	S1746W2	BELT ASSEMBLY-SEAT BROWN -----							2	D
	S1746Y2	BELT ASSEMBLY-SEAT BLUE -----							2	D
	S1746T2	BELT ASSEMBLY-SEAT MARIGOLD -----							2	D
	S1746V2	BELT ASSEMBLY-SEAT OLIVE -----							2	D
	SEE FIG 108	BELT ASSEMBLY-SEAT -----							2	E
		ATTACHING PARTS -----								
-57	AN4-6A	BOLT -----							2	
-58	NAS43HT4-22	SPACER -----							2	
-59	MS21042L4	NUT -----							2	
		-----*								

CONTINUED ON NEXT PAGE



FIGURE AND INDEX NO.	PART NUMBER	DESCRIPTION							UNITS PER ASSY	USABLE ON CODE
		1	2	3	4	5	6	7		
88 -60	0510205-3	FITTING-SEAT BELT	OUTBOARD LH	-----	-----	-----	-----	-----	1	
	0510205-4	FITTING-SEAT BELT	OUTBOARD RH	-----	-----	-----	-----	-----	1	
	0510205-4	FITTING-SEAT BELT	INBOARD LH	-----	-----	-----	-----	-----	1	
	0510205-3	FITTING-SEAT BELT	INBOARD RH	-----	-----	-----	-----	-----	1	
		ATTACHING PARTS								
-61	AN3-4A	BOLT	-----	-----	-----	-----	-----	-----	2	
-62	0710632-1	PLATE	-----	-----	-----	-----	-----	-----	2	
-63	MS21044N3	NUT	-----	-----	-----	-----	-----	-----	2	
		---*---								
-64	0514048-1	HEADREST ASSEMBLY	-----	-----	-----	-----	-----	-----	2	C
-65	0514048-9	COVER-HEADREST	-----	-----	-----	-----	-----	-----	1	C
<p>NOTE. #THIS PART NUMBER MUST HAVE A SECOND DASH NUMBER ADDED TO DENOTE COLOR. REFER TO HOW TO ORDER INTERIOR PARTS-PAGE XIX.</p> <p>NOTE. #THIS PART NUMBER MUST HAVE A SECOND DASH NUMBER ADDED TO DENOTE COLOR. REFER TO HOW TO ORDER UPHOLSTERED PARTS-PAGE XVIII.</p> <p>A---172 SERIAL 17256513 THRU 17260758 F172 SERIAL F172-0432 THRU F172-0435, F172-0443 THRU F172-0447 THRU F17200904</p> <p>B---172 SERIAL 17256513 THRU 17258486 F172 SERIAL F172-0432 THRU F172-0435, F172-0443, F172-0447 THRU F172-0654</p> <p>C---172 SERIAL 17258487 THRU 17260758 F172 SERIAL F172-0655 THRU F17200904</p> <p>D---172 SERIAL 17258487 THRU 17259223 F172 SERIAL F172-0655 THRU F17200754</p> <p>E---172 SERIAL 17259224 THRU 17260758 F172 SERIAL F17200755 THRU F17200904</p> <p>F---172 SERIAL 17256513 THRU 17259223 F172 SERIAL F172-0432 THRU F172-0435, F172-0443, F172-0447 THRU F17200754</p> <p>G---172 SERIAL 17256513 THRU 17257161 F172 SERIAL F172-0432 THRU F172-0435, F172-0443, F172-0447 THRU F172-0559</p> <p>H---172 SERIAL 17257162 THRU 17258486 F172 SERIAL F172-0560 THRU F172-0654</p> <p>J---172 SERIAL 17259224 THRU 17259903 F172 SERIAL F17200755 THRU F17200804</p> <p>K---172 SERIAL 17259904 THRU 17260758 F172 SERIAL F17200805 THRU F17200904</p> <p>L---172 SERIAL 17258487 THRU 17259903 F172 SERIAL F172-0655 THRU F17200804</p>										

Seat (Cont)



172 SERIAL 17260759 THRU 17263458
F172 SERIAL F17200905 THRU F17201234

Figure 89. Pilot & Co-Pilot Seat Installation



FIGURE AND INDEX NO.	PART NUMBER		DESCRIPTION	UNITS PER ASSY	USABLE ON CODE
			1 2 3 4 5 6 7		
89 -	0514075-15	#	SEAT ASSEMBLY-PILOT & CO-PILOT -----	1	A
	0514093-1	#	SEAT ASSEMBLY-PILOT & CO-PILOT -----	1	B
			ATTACHING PARTS		
- 1	0511242-1		STOP-SEAT -----	2	
	AN500A8-4		SCREW -----	2	
			---*---		
	0514093-201	#	BACK ASSY-UPHOLSTERED SEAT -----	NP	
			ATTACHING PARTS		
- 2	AN23-19A		BOLT -----	2	
- 3	1414104-4		BUSHING -----	2	
- 4	0711668-1		BUSHING -----	2	
- 5	0711667-1		SPRING -----	2	
- 6	AN507-832R14		SCREW -----	2	
- 7	MS21044N08		NUT -----	2	
- 8	AN960-10L		WASHER -----	2	
- 9	S1914-8		NUT -----	2	
			---*---		
-10	0514075-14	#	COVER-SEAT BACK -----	1	A
	0514093-3	#	COVER-SEAT BACK -----	1	B
-11	0500210-155		CUSHION ASSY-SEAT BACK -----	1	A
	0514093-2		CUSHION ASSY-SEAT BACK -----	1	B
-12	1414230-1		CAM ASSY -----	1	
-13	0514076-1	□	TRIM ASSY-SEAT BACK -----	1	
			ATTACHING PARTS		
-14	S1021A4-6		SCREW -----	5	
			---*---		
-15	1214062-5	#	POCKET ASSY -----	1	
	0514093-200	#	BOTTOM ASSY-UPHOLSTERED SEAT -----	NP	
-16	0514075-13	#	COVER-SEAT BOTTOM -----	1	A
	0514093-4	#	COVER-SEAT BOTTOM -----	1	B
-17	0514075-2		CUSHION ASSY-SEAT BOTTOM -----	1	
-18	0514058-1	□	RETAINER-SEAT BOTTOM -----	1	
			ATTACHING PARTS		
	S1021A4-6		SCREW -----	5	
			---*---		
-19	AN23-15A		BOLT SEAT BACK STOP -----	2	
	MS21044N3		NUT -----	2	
-20	1414103-2		LEG ASSY-FWD LH -----	1	
-21	1414103-45		LEG ASSY-FWD RH -----	1	
-22	1414103-6		LEG-AFT -----	2	
			ATTACHING PARTS		
-23	AN24-13A		BOLT FWD LEG -----	2	
-24	AN24-13A		BOLT AFT LEG -----	1	
-25	AN24-16A		BOLT AFT LEG -----	1	
	AN936A416		WASHER -----	2	
-26	AN936A616		WASHER -----	2	
-27	1414112-1		NUT -----	2	
			---*---		
-28	1414104-39		HOUSING-SEAT ROLLER FWD LH -----	1	
-29	1414104-61		HOUSING-SEAT ROLLER FWD RH -----	1	
-30	1414104-41		HOUSING-SEAT ROLLER AFT LH -----	1	
	1414104-42		HOUSING-SEAT ROLLER AFT RH -----	1	
-31	1414100-212		KIT-SEAT ROLLER -----	4	
			ATTACHING PARTS		
-32	AN23-19A		BOLT -----	1	
-33	AN960-10L		WASHER -----	1	
-34	S1914-8		NUT -----	1	
			---*---		
-35	0514052-1		HANDLE ASSY-SEAT ADJUST -----	1	
			ATTACHING PARTS		
-36	MS20392-2C43		PIN -----	1	
	MS24665-132		PIN-COTTER -----	1	
			---*---		
-37	0514066-1		PIN-SEAT ADJUST -----	2	
			ATTACHING PARTS		
-38	MS20392-1C23		PIN -----	1	
-39	MS24665-132		PIN-COTTER -----	1	
			---*---		
-40	1414116-1		SPRING-SEAT ADJUSTMENT -----	1	
-41	1414104-8		BRACKET-SEAT ADJUSTMENT -----	2	
-42	NAS561P3-8		ROLL PIN -----	2	

CONTINUED ON NEXT PAGE

FIGURE AND INDEX NO.	PART NUMBER	DESCRIPTION	UNITS PER ASSY	USABLE ON CODE
89 -43	1200504-3	HANDLE ASSY-RECLINING ADJUSTMENT -----	1	
		ATTACHING PARTS -----		
-44	NAS561-3-8	ROLL PIN -----	1	
		---*---		
-45	1200503-1	ARM ASSY-SEAT BACK ADJUST -----	1	
-46	1514223-28	LINK-SEAT BACK ADJUST -----	1	
		ATTACHING PARTS -----		
-47	MS20392-1C9	PIN -----	2	
	MS24665-132	PIN-COTTER -----	2	
		---*---		
-48	1414223-34	TUBE ASSY-TORQUE -----	1	
-49	0514043-1	PAWL-SEAT BACK ADJUST REPLACE IN PAIRS ONLY -----	2	
		ATTACHING PARTS -----		
	NAS561C3-10	ROLL PIN -----	1	
		---*---		
-50	1414107-1	SPRING -----	1	
-51	SEE FIG 108	BELT ASSY-SEAT -----	1	
		ATTACHING PARTS -----		
-52	AN4-6A	BOLT -----	1	
-53	NAS43HT4-22	SPACER -----	1	
-54	MS21042L4	NUT -----	1	
		---*---		
-55	0510205-3	FITTING-SEAT BELT OUTBOARD LH & INBOARD RH -----	2	
	0510205-4	FITTING-SEAT BELT OUTBOARD RH & INBOARD LH -----	2	
		ATTACHING PARTS -----		
-56	AN3-4A	BOLT -----	2	
-57	0710632-1	PLATE -----	2	
-58	MS21044N3	NUT -----	2	
		---*---		
-59	0514048-1	# HEADREST ASSY -----	2	
-60	0514048-9	# COVER-HEADREST -----	1	
<p>NOTE. #THIS PART NUMBER MUST HAVE A SECOND DASH NUMBER ADDED TO DENOTE COLOR. REFER TO HOW TO ORDER UPHOLSTERED PARTS-PAGE XVIII.</p> <p>NOTE. □THIS PART NUMBER MUST HAVE A SECOND DASH NUMBER ADDED TO DENOTE COLOR. REFER TO HOW TO ORDER INTERIOR PARTS-PAGE XIX.</p> <p>A---172 SERIAL 17260759 THRU 17261898 F172 SERIAL F17200905 THRU F17201034 B---172 SERIAL 17261899 THRU 17263458 F172 SERIAL F17201035 THRU F17201234</p>				

This page intentionally left blank.

Front Seat (Cont)

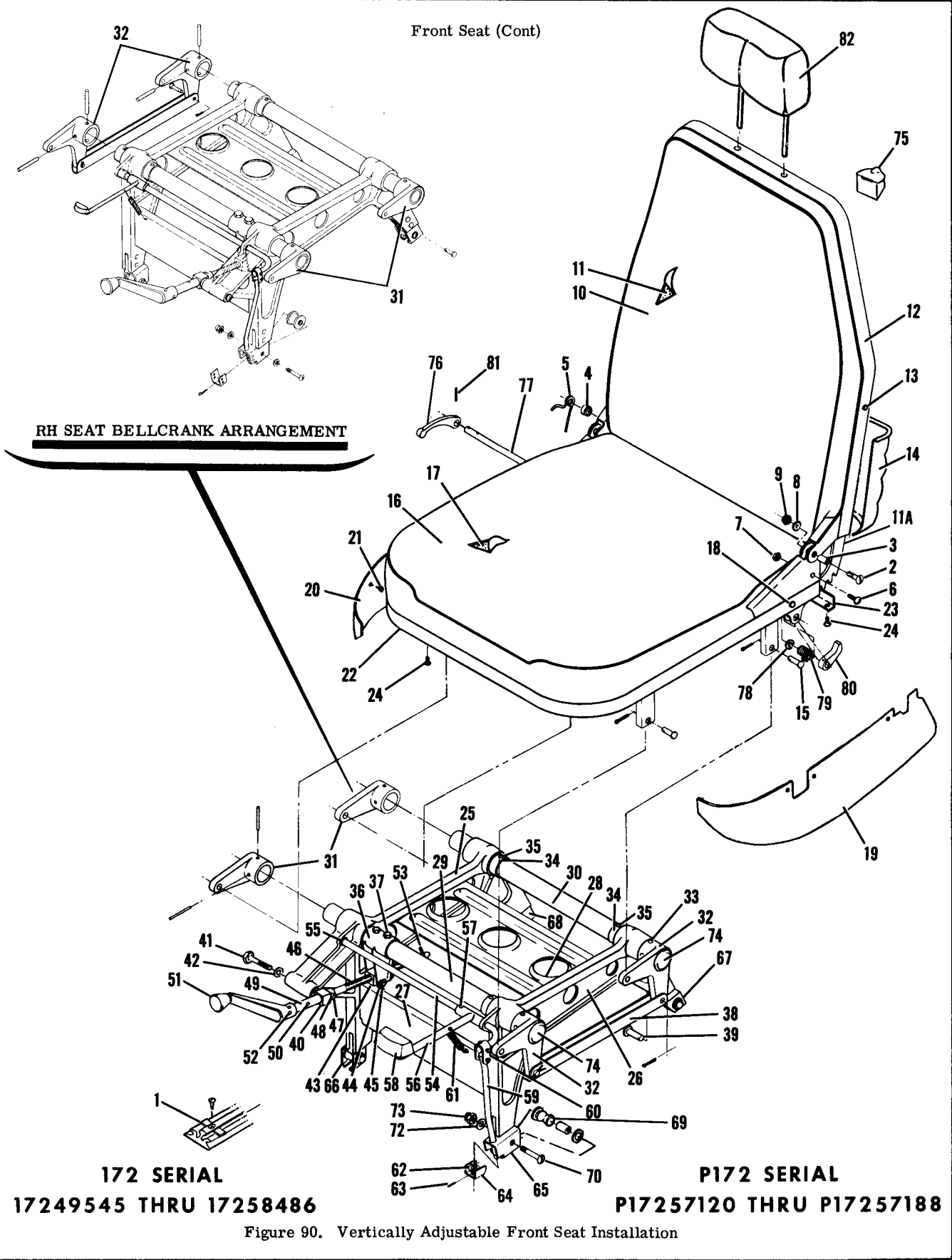




FIGURE AND INDEX NO.	PART NUMBER	DESCRIPTION	UNITS PER ASSY	USABLE ON CODE
90 -		1 2 3 4 5 6 7		
		VERTICALLY ADJUSTABLE PILOT & CO-PILOT SEAT INSTALLATION -----	NP	E
	0700630-11 #	SEAT ASSEMBLY-VERTICALLY ADJUSTABLE L H -----	1	
	0700630-12 #	SEAT ASSEMBLY-VERTICALLY ADJUSTABLE RH -----	1	
		ATTACHING PARTS -----		
- 1	0511242-1	STOP-SEAT -----	2	
	AN500A8-4	SCREW -----	2	
		-----*		
	0700630-207 #	BACK ASSEMBLY-UPHOLSTERED SEAT -----	1	C
	0700630-225 #	BACK ASSEMBLY-UPHOLSTERED SEAT -----	1	D
		ATTACHING PARTS -----		
- 2	AN23-16A	BOLT -----	2	
- 3	1414104-4	BUSHING -----	2	
- 4	0711668-1	BUSHING -----	2	
- 5	0711667-1	SPRING -----	2	
- 6	AN507-832R14	SCREW -----	2	
- 7	MS21044N08	NUT -----	2	
- 8	AN960-10L	WASHER -----	2	
- 9	22K2-32	NUT EN -----	2	
		-----*		
-10	0500210-26 #	COVER-SEAT BACK -----	1	
-11	1414100-9	CUSHION-SEAT BACK -----	1	
-11A	1414111-5	CAM ASSEMBLY -----	2	
-12	1414110-1 □	TRIM ASSEMBLY-SEAT BACK -----	1	C
	0715001-1 □	TRIM ASSEMBLY-SEAT BACK -----	1	D
		ATTACHING PARTS -----		
-13	S1021Z8-6C	SCREW -----	3	
		-----*		
-14	1414110-3 □	POCKET ASSEMBLY-MAGAZINE -----	1	C
	1715023-3 □	POCKET ASSEMBLY-MAGAZINE -----	1	D
	1414045-2	SPRING -----	1	D
	0700630-202 #	CUSHION ASSEMBLY-UPHOLSTERED SEAT BOTTOM -----	1	
		ATTACHING PARTS -----		
-15	MS20392-2C17	PIN -----	4	
	MS24665-132	PIN-COTTER -----	4	
		-----*		
-16	0500210-24 #	COVER-SEAT BOTTOM -----	1	
-17	1414100-8	CUSHION-SEAT BOTTOM -----	1	
-18	AN23-15A	BOLT LH ONLY -----	1	
	AN23-19A	BOLT-SEAT BACK STOP RH ONLY -----	1	
	NAS43HT3-16	SPACER RH ONLY -----	1	
	MS21044N3	NUT -----	2	
-19	0700646-1 □	SKIRT-SEAT BOTTOM L H -----	1	
-20	0700646-2 □	SKIRT-SEAT BOTTOM R H -----	1	
		ATTACHING PARTS -----		
-21	S1021Z6-4	SCREW -----	AR	
		-----*		
-22	1414217-7	RETAINER -----	1	
-23	1414217-3	RETAINER -----	1	
-24	S1021Z6-4	SCREW -----	14	
	0700631-5	FRAME ASSEMBLY-SEAT BOTTOM L H -----	1	A
	0700631-5 □	FRAME ASSEMBLY-SEAT BOTTOM LH -----	1	B
	0700631-6	FRAME ASSEMBLY-SEAT BOTTOM R H -----	1	A
	0700631-6 □	FRAME ASSEMBLY-SEAT BOTTOM RH -----	1	B
-25	0700640-1	LEG-SEAT INBOARD L H -----	1	
	0700640-2	LEG-SEAT INBOARD R H -----	1	
-26	0700640-5	LEG-SEAT OUTBOARD L H -----	1	
	0700640-6	LEG-SEAT OUTBOARD R H -----	1	
-27	0700641-5	BRACE-FORWARD BULKHEAD -----	1	
-28	0700641-2	BRACE-UPPER BULKHEAD -----	1	
-29	0700639-1	TUBE-FORWARD TORQUE -----	1	
-30	0700639-2	TUBE-AFT TORQUE -----	1	
-31	0700633-2	BELLCRANK -----	2	
-32	0700633-4	BELLCRANK LH SEAT ONLY -----	2	
	0700633-1	BELLCRANK RH SEAT ONLY -----	2	
-33	NAS561P6-22	ROLL PIN -----	8	
-34	1200136-1	COLLAR -----	3	
-35	NAS561P6-18	ROLL PIN -----	3	

CONTINUED ON NEXT PAGE

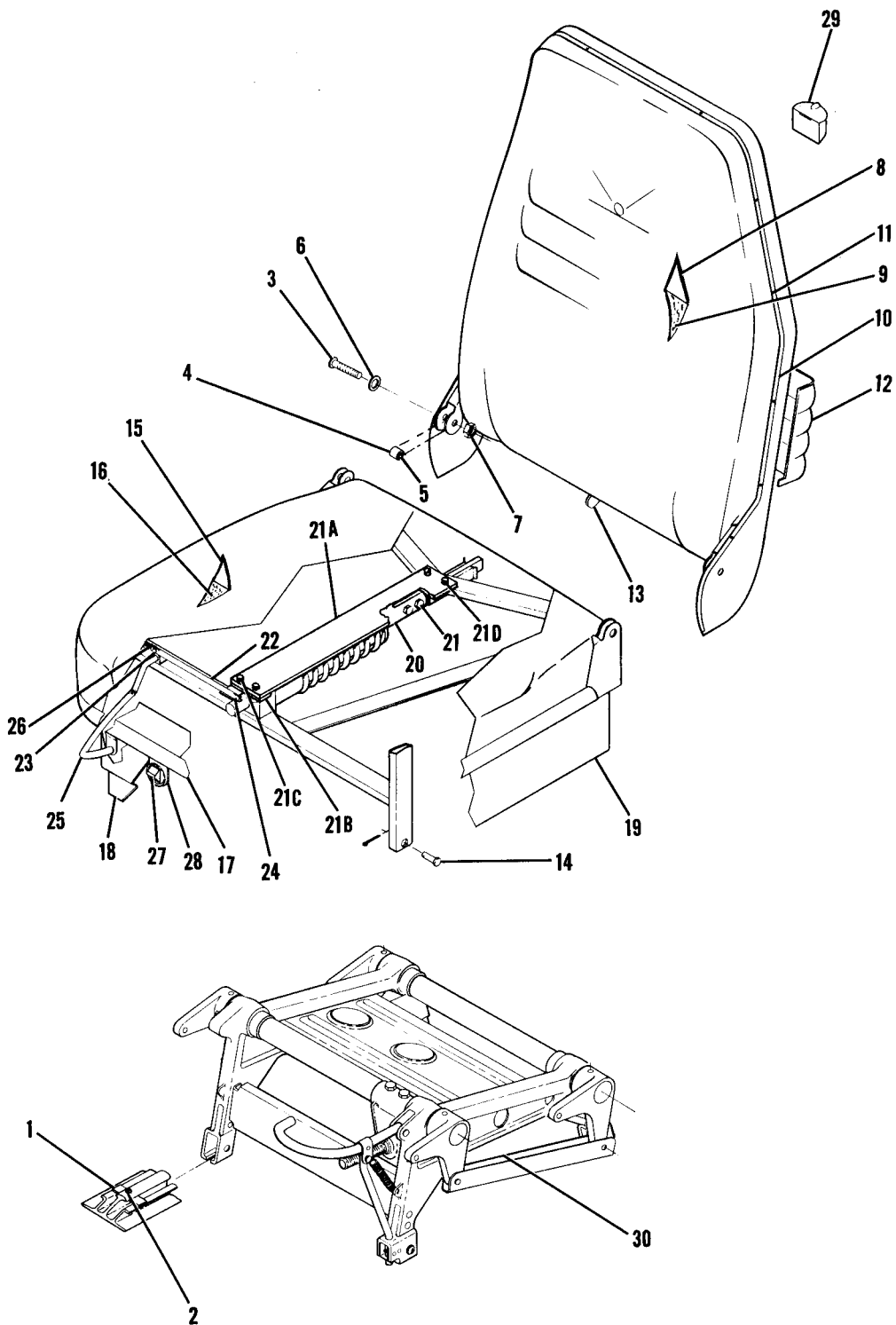
FIGURE AND INDEX NO.	PART NUMBER	DESCRIPTION	UNITS PER ASSY	USABLE ON CODE
90 -36	1200141-1	BELLCRANK -----	1	
	1200141-2	BELLCRANK-R H -----	1	
		ATTACHING PARTS -----		
-37	AN4-14A	BOLT -----	2	
	MS21042L4	NUT -----	2	
		*-----		
-38	0700634-1	CHANNEL-PUSH PULL -----	1	
		ATTACHING PARTS -----		
-39	MS20392-2C17	PIN -----	2	
	MS24665-132	PIN-COTTER -----	2	
		*-----		
-40	0700638-1	BLOCK-BEARING -----	1	
-41	AN520-10R8	SCREW -----	1	
-42	AN960-10L	WASHER -----	1	
-43	1200139-1	NUT -----	1	
-44	AN960-10	WASHER -----	1	
-45	MS20392-2C27	PIN -----	1	
	MS24665-132	PIN-COTTER -----	1	
-46	1200186-1	SCREW-SEAT ADJUSTMENT -----	1	
-47	1200138-1	COLLAR -----	1	
-48	NAS561P4-10	ROLL PIN -----	1	
-49	1200156-1	SPACER -----	1	
-50	NAS561P4-8	ROLL PIN -----	1	
-51	1200159-1	HANDLE ASSEMBLY-VERTICAL ADJUSTMENT -----	1	
-52	NAS561P4-12	ROLL PIN -----	2	
-53	NAS56104-10	ROLL PIN -----	1	
-54	0700642-1	TUBE-SEAT ADJUSTMENT TORQUE -----	1	
-55	AN960-616L	WASHER -----	1	
	MS24665-5	PIN-COTTER -----	1	
-56	0700643-1	ARM-SEAT ADJUSTMENT -----	1	
-57	NAS561P3-8	ROLL PIN -----	2	
-58	1200164-1	KNOB-FORE & AFT ADJUSTMENT -----	1	
		ATTACHING PARTS -----		
	S102226-10	SCREW -----	1	
		*-----		
-59	0700644-1	PIN-SEAT ADJUSTMENT -----	1	
-60	1414104-2	CLAMP -----	1	
	MS24665-134	PIN-COTTER -----	2	
-61	1414116-1	SPRING -----	1	
-62	AN960-416	WASHER -----	1	
-63	MS24665-132	PIN-COTTER -----	1	
-64	1414104-8	BRACKET-SEAT ADJUSTMENT -----	1	
-65	0700645-1	HOUSING-WHEEL -----	1	
-66	0700645-2	HOUSING-WHEEL -----	1	
-67	0700645-3	HOUSING-WHEEL -----	1	
-68	0700645-4	HOUSING-WHEEL -----	1	
-69	1414100-212	KIT-SEAT ROLLER -----	4	
		ATTACHING PARTS -----		
-70	AN23-19A	BOLT -----	1	
-71		DELETED, NOT AVAILABLE -----		
-72	AN960-10L	WASHER -----	1	
-73	S1914-8	NUT EN -----	1	
		*-----		
-74	51045	PLUG BUTTON UC -----	2	
-75	1A1002X	ASH RECEIVER-SEAT BACK GDR -----	1	
-76	0710312-2	HANDLE-RECLINING ADJUSTMENT -----	1	
-77	1414104-1	TUBE-SEAT ADJUSTMENT TORQUE -----	1	
-78	AN960D616	WASHER -----	2	
-79	1414107-1	SPRING-SEAT ADJUSTMENT -----	1	
-80	0700636-1	PAWL-SEAT ADJUSTMENT -----	2	
-81	NAS561C3-10	PIN -----	3	

CONTINUED ON NEXT PAGE



FIGURE AND INDEX NO.	PART NUMBER	DESCRIPTION	UNITS PER ASSY	USABLE ON CODE
90 - -82	SEE FIG 87 SEE FIG 88 1414252-1 # 1714040-1 # 1714040-5 # 1414252-6 # 1714040-2 # 1714040-6 #	<p style="text-align: center;">1 2 3 4 5 6 7</p> SAFETY BELT-FRONT SEAT ----- SAFETY BELT-FRONT SEAT ----- HEADREST ASSEMBLY ----- HEADREST ASSEMBLY-SEAT BACK 172 ONLY ----- HEADREST ASSEMBLY-SKYHAWK & F172 ----- COVER-HEADREST ----- COVER-HEADREST 172 ONLY ----- COVER-HEADREST SKYHAWK & F172 -----	1 1 2 2 2 1 1 1	F D C D D C D D
<p>NOTE. □THIS PART NUMBER MUST HAVE A SECOND DASH NUMBER ADDED TO DENOTE COLOR. REFER TO HOW TO ORDER INTERIOR PARTS-PAGE XIX.</p>				
<p>NOTE. #THIS PART NUMBER MUST HAVE A SECOND DASH NUMBER ADDED TO DENOTE COLOR. REFER TO HOW TO ORDER UPHOLSTERED PARTS-PAGE XVIII.</p>				
<p>A---172 SERIAL 17249545 THRU 17253392 F172 SERIAL F172-0001 THRU F172-0179 P172 SERIAL P17257120 THRU P17257188 FP172 SERIAL FP172-0001 THRU FP172-0003</p> <p>B---172 SERIAL 17253393 THRU 17258486 F172 SERIAL F172-180 THRU F172-0679</p> <p>C---172 SERIAL 17249545 THRU 17256512 F172 SERIAL F172-0001 THRU F172-0431, F172-0436 THRU F172-0442, F172-0444 THRU F172-0446 P172 SERIAL P17257120 THRU P17257188 FP172 SERIAL FP172-0001 THRU FP172-0003</p> <p>D---172 SERIAL 17256513 THRU 17258486 F172 SERIAL F172-0432 THRU F172-0435, F172-0443, F172-0447 THRU F172-0654</p> <p>E---172 SERIAL 17249545 THRU 17258486 F172 SERIAL F172-0001 THRU F172-0654</p> <p>F---172 SERIAL 17249545 THRU 17256512 F172 SERIAL F172-0001 THRU F172-0431, F172-0436 THRU F172-0442, F172-0444 THRU F172-0446 P172 SERIAL P17257120 THRU P17257188 FP172 SERIAL FP172-0001 THRU FP172-0003</p>				

Front Seat (Cont)



172 SERIAL 17251196 THRU 17254892
Figure 91. Pilot & Co-Pilot Power Adjustable Seat Installation

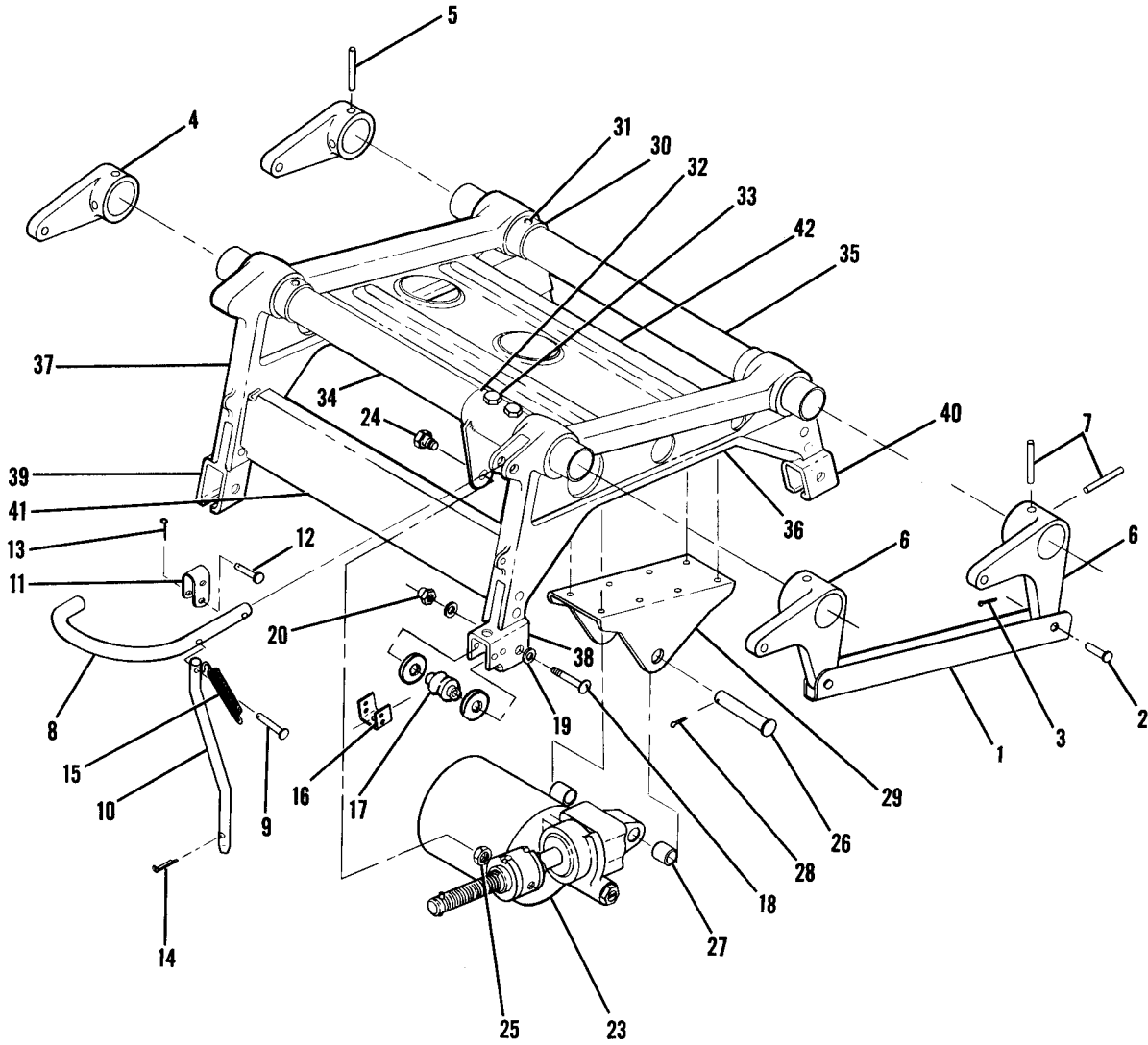
FIGURE AND INDEX NO.	PART NUMBER		DESCRIPTION	UNITS PER ASSY	USABLE ON CODE
			1 2 3 4 5 6 7		
91 -			PILOT & CO-PILOT POWER ADJUSTABLE SEAT INSTL. -----	NP	A
	1414265-13	#	SEAT ASSEMBLY-PILOT POWER VERTICALLY ADJUSTABLE -----	1	
	1414265-14	#	SEAT ASSEMBLY-CO-PILOT POWER VERTICALLY ADJUSTABLE -----	1	
			ATTACHING PARTS -----		
- 1	0511242		STOP-SEAT -----	4	
- 2	AN500A8-4		SCREW -----	4	
			-----*		
	1414265-210	#	BACK ASSEMBLY-UPHOLSTERED SEAT -----	1	
			ATTACHING PARTS -----		
- 3	AN23-16A		BOLT -----	2	
- 4	NAS43HT4-18		SPACER -----	2	
- 5	1414104-4		BUSHING -----	2	
- 6	AN960-10L		WASHER -----	2	
- 7	S1914-8		NUT EN -----	2	
			-----*		
- 8	0500210-26	#	COVER-SEAT BACK -----	1	
- 9	1414100-9		CUSHION-SEAT BACK -----	1	
-10	1414264-13	□	TRIM ASSEMBLY-SEAT BACK -----	1	
			ATTACHING PARTS -----		
-11	S1021Z8-6C		SCREW -----	AR	
			-----*		
-12	1414264-5	□	POCKET ASSEMBLY MAGAZINE -----	1	
-13	1414262-1		CAM-SEAT BACK RECLINE -----	1	
			ATTACHING PARTS -----		
	AN3-10A		BOLT -----	3	
	AN960-10L		WASHER -----	3	
	MS21044N3		NUT -----	3	
			-----*		
	1414265-211	#	CUSHION ASSEMBLY-UPHOLSTERED SEAT BOTTOM -----	1	
			ATTACHING PARTS -----		
-14	MS20392-2C17		PIN -----	4	
	MS24665-132		COTTER PIN -----	4	
			-----*		
-15	0500210-24	#	COVER-SEAT BOTTOM -----	1	
-16	1414265-8		CUSHION-SEAT BOTTOM -----	1	
-17	1414217-7		RETAINER-SEAT BOTTOM -----	1	
	1414217-3		RETAINER-SEAT BOTTOM -----	1	
			ATTACHING PARTS -----		
	S1021Z6-4		SCREW -----	12	
			-----*		
-18	0700646-3	□	SKIRT-SEAT LH -----	1	
-19	0700646-4	□	SKIRT-SEAT RH -----	1	
			ATTACHING PARTS -----		
	S1021Z6-4		SCREW -----	AR	
			-----*		
-20	1414266-1		ACTUATOR-SEAT BACK -----	1	
-21	1414261-1		STOP-SEAT BACK -----	1	
			ATTACHING PARTS -----		
	AN3-10A		BOLT -----	2	
	AN960-10L		WASHER -----	2	
	MS21044N3		NUT -----	2	
			-----*		
-21A	1514059-1		STIFFENER -----	1	
			ATTACHING PARTS -----		
-21B	1414269-1		SEAT STOP -----	1	
-21C	AN3-17A		BOLT -----	2	
	NAS430D3-12		SPACER UNDER STIFFENER -----	2	
	NAS430D3-3		SPACER BETWEEN ACTUATOR & FRAME -----	2	
-21D	AN3-13A		BOLT -----	2	
	AN960-10L		WASHER -----	2	
	MS21044N3		NUT -----	4	
			-----*		
-22	1414258-1		LINK -----	1	
			ATTACHING PARTS -----		
-23	MS20392-1C9		PIN -----	2	
	MS24665-132		COTTER PIN -----	2	
			-----*		
-24	1414259-1		SCREW -----	1	
-25	1414257-5		HANDLE ASSEMBLY -----	1	
			ATTACHING PARTS -----		
	MS24665-283		COTTER PIN -----	2	
			-----*		
-26	1200478-2		SPRING-HANDLE RETURN -----	1	

CONTINUED ON NEXT PAGE

FIGURE AND INDEX NO.	PART NUMBER	DESCRIPTION	UNITS PER ASSY	USABLE ON CODE
91 -27 -28	1414268-1	SWITCH ASSEMBLY -----	1	
	1414267-1	BRACKET-SWITCH ----- ATTACHING PARTS	1	
	S102126-6	SCREW ----- ---*---	2	
-29 -30	0700719-1	COVER-FLOORBOARD TERMINAL -----	1	
	1A1002X-1	ASH RECEIVER GDR -----	1	
	SEE FIG 92	POWER SEAT BOTTOM ASSEMBLY-PILOTS -----	1	
	SEE FIG 92 SEE FIG 87	POWER SEAT BOTTOM ASSEMBLY-CO-PILOTS ----- SAFETY BELT-FRONT SEAT -----	1 1	
<p>NOTE. #THIS PART NUMBER MUST HAVE A SECOND DASH NUMBER ADDED TO DENOTE COLOR. REFER TO HOW TO ORDER INTERIOR PARTS-PAGE XIX.</p> <p>NOTE. #THIS PART NUMBER MUST HAVE A SECOND DASH NUMBER ADDED TO DENOTE COLOR. REFER TO HOW TO ORDER UPHOLSTERED PARTS-PAGE XVIII.</p> <p>A---172 SERIAL 17251196 THRU 17254892 F172 SERIAL F172-0051 THRU F172-0319</p>				

This page intentionally left blank.

Seat (Cont)



172 SERIAL 17251196 THRU 17254892

Figure 92. Power Seat Bottom Assembly - Pilot & Co-Pilot

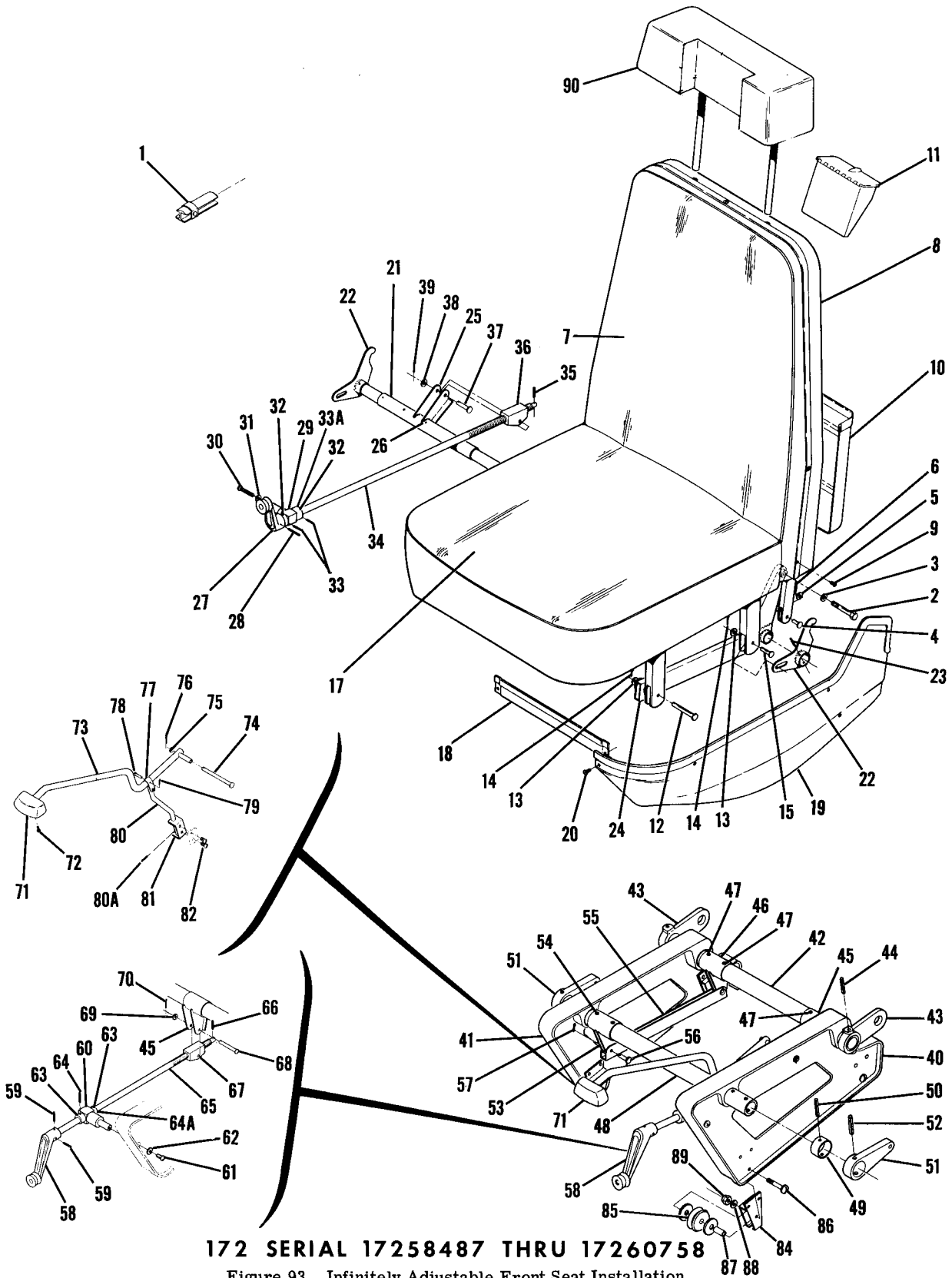


FIGURE AND INDEX NO.	PART NUMBER	DESCRIPTION						UNITS PER ASSY	USABLE ON CODE
		1	2	3	4	5	6		
92 -	1414240-3	POWER SEAT BOTTOM ASSEMBLY-PILOTS -----						1	A
	1414240-4	POWER SEAT BOTTOM ASSEMBLY-CO-PILOTS -----						1	A
	1414240-3	□	POWER SEAT BOTTOM ASSEMBLY-PILOTS -----					1	B
	1414240-4	□	POWER SEAT BOTTOM ASSEMBLY-CO-PILOTS -----					1	B
- 1	0700634-1	CHANNEL OUTBOARD SIDE ONLY -----						1	
		ATTACHING PARTS -----							
- 2	MS20392-2C17	PIN -----						2	
- 3	MS24665-132	COTTER PIN -----						2	
		---*---							
- 4	0700633-2	BELLCRANK-INBOARD -----						2	
		ATTACHING PARTS -----							
- 5	NAS561P6-22	ROLL PIN -----						4	
		---*---							
- 6	0700633-4	BELLCRANK-OUTBOARD			PILOTS SEAT -----			2	
	0700633-1	BELLCRANK-OUTBOARD			CO-PILOTS SEAT -----			2	
		ATTACHING PARTS -----							
- 7	NAS561P6-22	ROLL PIN -----						4	
		---*---							
- 8	1414248-1	HANDLE-SEAT ADJUSTMENT -----						1	
		ATTACHING PARTS -----							
- 9	MS20392-2C21	PIN -----						1	
	MS24665-132	COTTER PIN -----						1	
		---*---							
-10	1414245-2	ROD-SEAT ADJUSTMENT -----						1	
		ATTACHING PARTS -----							
-11	1414104-2	CLAMP -----						1	
-12	MS20392-1C15	PIN -----						2	
-13	MS24665-132	COTTER PIN -----						2	
-14	MS24665-132	COTTER PIN -----						1	
		---*---							
-15	1414116-1	SPRING -----						1	
-16	1414104-8	BRACKET-SEAT ADJUSTMENT ROD -----						1	
-17	1414100-212	KIT-SEAT ROLLER -----						4	
		ATTACHING PARTS -----							
-18	AN23-19A	BOLT -----						1	
-19	AN960-10L	WASHER -----						2	
-20	S1914-8	NUT EN -----						1	
-21		DELETED, NOT AVAILABLE -----							
-22		DELETED, NOT AVAILABLE -----							
		---*---							
-23	1414249-2	MOTOR ASSEMBLY -----							
		ATTACHING PARTS -----							
-24	1414247-1	BOLT -----						1	
-25	AN316C5R	NUT -----						1	
-26	MS20392-5C65	PIN -----						1	
-27	NAS43DD6-33	SPACER -----						2	
-28	MS24665-283	COTTER PIN -----						1	
		---*---							
-29	1414242-1	BRACKET-MOTOR ASSEMBLY -----						1	
-30	1200136-1	COLLAR-TORQUE TUBE -----						3	
		ATTACHING PARTS -----							
-31	NAS561P6-18	ROLL PIN -----						3	
		---*---							
-32	1414243-1	BELLCRANK -----						1	
		ATTACHING PARTS -----							
-33	AN4-14A	BOLT -----						2	
	MS21042L4	NUT -----						2	
		---*---							
-34	0700639-3	TORQUE TUBE-FORWARD -----						1	
-35	0700639-2	TORQUE TUBE-AFT -----						1	
-36	1414241-3	LEG-LH -----						1	
-37	1414241-4	LEG-RH -----						1	
-38	0700645-1	HOUSING-SEAT ROLLER			FWD LH -----			1	
-39	0700645-2	HOUSING-SEAT ROLLER			FWD RH -----			1	
-40	0700645-3	HOUSING-SEAT ROLLER			AFT LH -----			1	
	0700645-4	HOUSING-SEAT ROLLER			AFT RH -----			1	
-41	0700641-3	BRACE-SEAT -----						1	
-42	0700641-4	BRACE-SEAT -----						1	

NOTE. □THIS PART NUMBER MUST HAVE A SECOND DASH NUMBER TO DENOTE COLOR. REFER TO HOW TO ORDER INTERIOR PARTS-PAGE XIX.

A---172 SERIAL 17251196 THRU 17253392
 F172 SERIAL F172-0051 THRU F172-0179
 B---172 SERIAL 17253393 THRU 17254892
 F172 SERIAL F172-0180 THRU F172-0319

Front Seat (Cont)



172 SERIAL 17258487 THRU 17260758

Figure 93. Infinitely Adjustable Front Seat Installation



FIGURE AND INDEX NO.	PART NUMBER	DESCRIPTION	UNITS PER ASSY	USABLE ON CODE
93 -		FRONT SEAT INSTALLATION-INFINITE ADJUST	NP	A
	0515001-1 #	FRONT SEAT ASSEMBLY-INFINITE ADJUST CO-PILOT	1	D
	0515001-24 #	FRONT SEAT ASSEMBLY-INFINITE ADJUST CO-PILOT	1	F
	0514077-2 #	FRONT SEAT ASSEMBLY-INFINITE ADJUST CO-PILOT	1	G
	0515001-20 #	FRONT SEAT ASSEMBLY-INFINITE ADJUST PILOT	1	D
	0515001-23 #	FRONT SEAT ASSEMBLY-INFINITE ADJUST PILOT	1	F
	0514077-1 #	FRONT SEAT ASSEMBLY-INFINITE ADJUST PILOT	1	G
		ATTACHING PARTS		
- 1	0511242-1	STOP-SEAT	1	
	AN500A8-7	SCREW	1	
		-----*		
	0515001-200 #	BACK ASSEMBLY-UPHOLSTERED SEAT	1	D
	0515001-211 #	BACK ASSEMBLY-UPHOLSTERED SEAT	1	F
		BACK ASSEMBLY-UPHOLSTERED SEAT	NP	G
		ATTACHING PARTS		
- 2	AN3-17A	BOLT	2	
- 3	AN960-10L	WASHER	4	
	0514029-2	SPACER	2	
	MS21044N3	NUT	2	
- 4	MS20392-2C11	PIN	2	
- 5	AN960-10L	WASHER	2	
- 6	MS24665-132	PIN-COTTER	2	
		-----*		
- 7	0515001-7 #	COVER ASSEMBLY-SEAT BACK	1	D
	0515001-39 #	COVER ASSEMBLY-SEAT BACK	1	F
	0514077-6 #	COVER ASSEMBLY-SEAT BACK	1	G
- 8	0514018-1 □	TRIM ASSEMBLY-SEAT BACK	1	D
	0514018-15 □	TRIM ASSEMBLY-SEAT BACK	1	F
	0514076-2 □	TRIM ASSEMBLY-SEAT BACK	1	G
		ATTACHING PARTS		
- 9	S1021A4-6	SCREW	3	
		-----*		
-10	0514018-3 □	POCKET ASSEMBLY-MAGAZINE	1	H
	1214062-5 #	POCKET ASSEMBLY-MAGAZINE	1	G
-11	S1957-2	ASH RECEIVER ASSEMBLY GDR	1	
	0515001-201 #	BOTTOM ASSEMBLY-UPHOLSTERED SEAT CO-PILOT	1	D
	0515001-212 #	BOTTOM ASSEMBLY-UPHOLSTERED SEAT CO-PILOT	1	F
		BOTTOM ASSEMBLY-UPHOLSTERED SEAT CO-PILOT	1	G
	0515001-210 #	BOTTOM ASSEMBLY-UPHOLSTERED SEAT PILOT	1	D
	0515001-213 #	BOTTOM ASSEMBLY-UPHOLSTERED SEAT PILOT	1	F
		BOTTOM ASSEMBLY-UPHOLSTERED SEAT PILOT	1	G
		ATTACHING PARTS		
-12	MS20392-3C49	PIN	1	
	MS20392-3C25	PIN	1	
-13	AN960-416L	WASHER	4	
-14	MS24665-134	PIN-COTTER	4	
-15	MS20392-3C17	PIN	2	
-16		DELETED-NEVER USED		
		-----*		
-17	0515001-10 #	COVER ASSEMBLY-SEAT BOTTOM	1	D
	0515001-35 #	COVER ASSEMBLY-SEAT BOTTOM	1	F
	0514077-5 #	COVER ASSEMBLY-SEAT BOTTOM	1	G
-18	0514017-3 □	TRIM	1	
-19	0514017-1 □	TRIM-LH	1	H
	0714010-1 □	TRIM-LH	1	G
	0514017-2 □	TRIM-RH	1	H
	0714010-2 □	TRIM-RH	1	G
		ATTACHING PARTS		
-20	S1021A4-6	SCREW	4	
		-----*		
-21	0514026-11	TUBE-TORQUE	1	
-22	0514030-4	BELLCRANK ASSEMBLY-SEAT BACK ADJUST	2	
		ATTACHING PARTS		
-23	NAS561P4-12	PIN	2	
		-----*		
-24	0514023-1	BRACKET ASSEMBLY-PILOT SEAT WEU 0514060-5	2	B
	0514060-5	BRACKET-SEAT PIVOT	2	C
-25	0514028-10	BELLCRANK ASSEMBLY-SEAT ADJUST	1	H
	0514028-15	BELLCRANK ASSEMBLY-SEAT ADJUST	1	G
		ATTACHING PARTS		
-26	NAS561P6-12	PIN	5	
		-----*		

CONTINUED ON NEXT PAGE

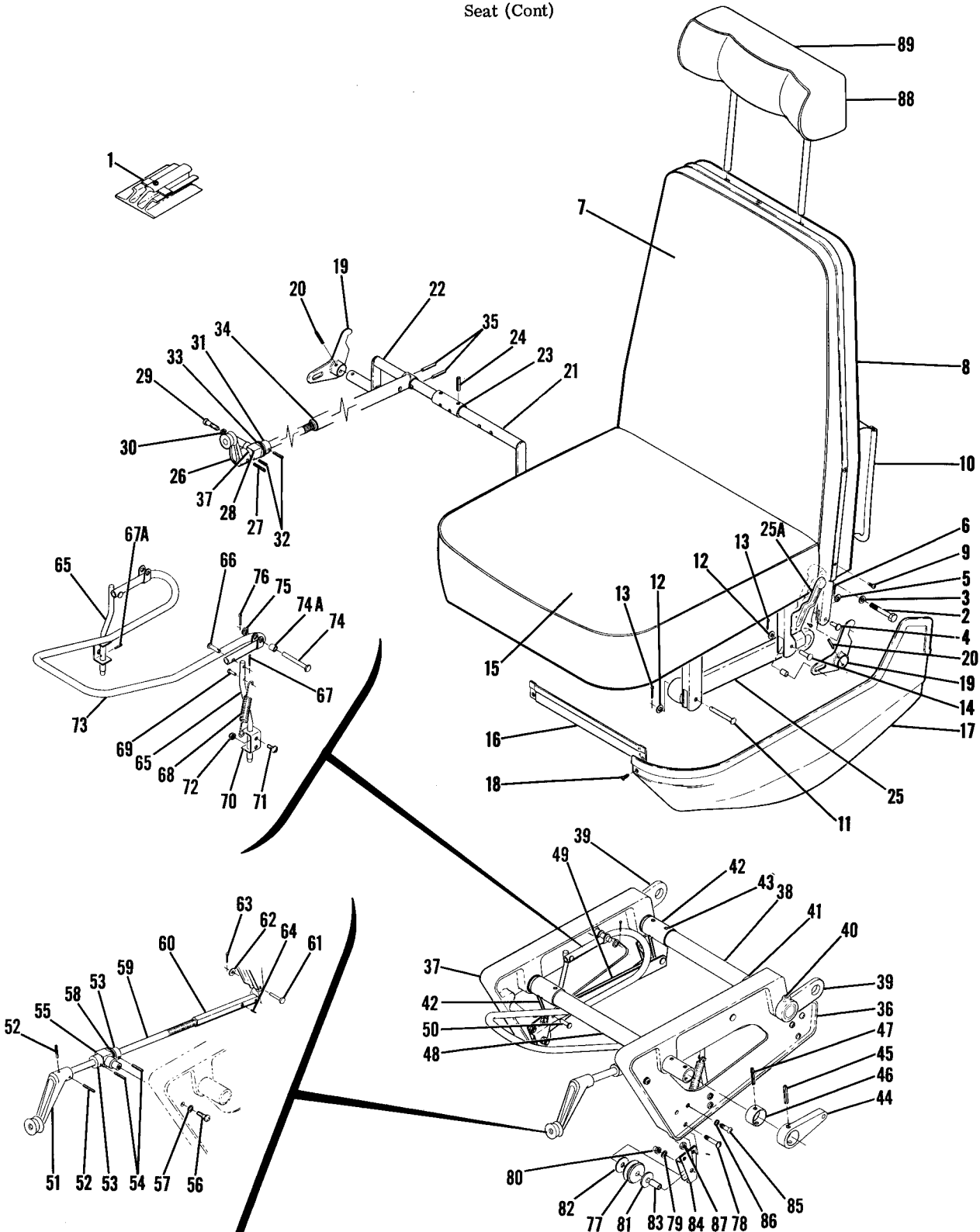


FIGURE AND INDEX NO.	PART NUMBER	DESCRIPTION							UNITS PER ASSY	USABLE ON CODE
		1	2	3	4	5	6	7		
93 -27	0514036-1	HANDLE ASSEMBLY-SEAT BACK ADJUST -----							1	H G
-28	NAS561P4-12	ATTACHING PARTS -----							1	
-29	0514033-1	PIN -----							1	
-30	0514033-1	BEARING BLOCK -----							1	
-31	AN520-10R8	ATTACHING PARTS -----							1	
-31	AN960-10L	SCREW -----							1	
-32	1200138-2	WASHER -----							1	
-33	1200138-2	-----							2	
-33	NAS561P4-12	COLLAR -----							1	
-33A	S2013L2	ATTACHING PARTS -----							1	
-34	S2014-2	PIN -----							2	
-34	0514027-6	BEARING -----							1	
-35	0514027-9	RACE -----							1	
-36	NAS561P4-10	SCREW ASSEMBLY -----							1	
-37	1200139-1	SCREW ASSEMBLY -----							1	
-38	MS20392-2C37	PIN -----							1	
-39	AN960-10	WASHER -----							1	
-39	MS24665-132	PIN-COTTER -----							1	
-40	0514024-1	-----							1	
-41	0514024-2	PEDESTAL ASSEMBLY-CO-PILOT SEAT -----							1	
-42	0514035-1	PEDESTAL ASSEMBLY-PILOT SEAT -----							1	
-43	0514035-2	PEDESTAL-LH -----							1	
-44	0514035-2	PEDESTAL-RH -----							1	
-45	0514026-11	TORQUE TUBE-REAR -----							1	
-46	0514034-1	BELLCRANK-VERTICAL ADJUSTMENT REAR -----							2	
-47	NAS561P8-22	ATTACHING PARTS -----							1	
-48	0514028-6	PIN -----							1	
-49	0514028-5	-----							1	
-50	NAS561P8-18	BELLCRANK ASSEMBLY-REAR TORQUE TUBE LH -----							1	
-51	0514028-5	BELLCRANK ASSEMBLY-REAR TORQUE TUBE RH -----							1	
-52	NAS561P8-18	ATTACHING PARTS -----							2	
-53	0514032-1	PIN -----							1	
-54	0514026-4	TORQUE TUBE-FORWARD -----							1	
-55	1200136-1	COLLAR-FRONT TORQUE TUBE -----							3	
-56	NAS561P6-18	ATTACHING PARTS -----							1	
-57	0700633-5	PIN -----							1	
-58	NAS561P8-22	-----							2	
-59	0514028-5	BELLCRANK ASSEMBLY-VERTICAL ADJUSTMENT FRONT -----							1	
-60	NAS561P8-18	ATTACHING PARTS -----							1	
-61	0514032-1	PIN -----							2	
-62	MS20392-2C37	CHANNEL-TORQUE TUBE INTERCONNECT -----							1	
-63	MS24665-132	ATTACHING PARTS -----							2	
-64	1200159-3	PIN -----							2	
-65	NAS561P4-12	HANDLE ASSEMBLY-VERTICAL ADJUST -----							1	
-66	0514033-2	ATTACHING PARTS -----							1	
-67	AN520-10R8	PIN -----							2	
-68	AN960-10L	-----							1	
-69	1200138-1	BEARING BLOCK -----							1	
-70	NAS561P4-10	ATTACHING PARTS -----							1	
-71	S2013-2	SCREW -----							1	
-72	S2014-2	WASHER -----							1	
-73	0514027-5	-----							1	
-74	NAS561P4-10	COLLAR -----							2	
-75	S2013-2	ATTACHING PARTS -----							1	
-76	S2014-2	PIN -----							1	
-77	0514027-5	BEARING -----							1	
-78	NAS561P4-10	RACE -----							2	
-79		SCREW ASSEMBLY-VERTICAL ADJUSTMENT -----							1	
-80		PIN -----							1	

CONTINUED ON NEXT PAGE

FIGURE AND INDEX NO.	PART NUMBER	DESCRIPTION	UNITS PER ASSY	USABLE ON CODE
		1 2 3 4 5 6 7		
93 -67	0514037-1	NUT-SEAT ADJUST ----- ATTACHING PARTS -----	1	
-68	MS20392-2C37	PIN -----	1	
-69	AN960-10	WASHER -----	1	
-70	MS24665-132	PIN-COTTER ----- -----*	1	
-71	0700113-1	KNOB-SEAT ADJUST ----- ATTACHING PARTS -----	1	
-72	S1021Z6-8	SCREW ----- -----*	1	
-73	0514047-1 0514047-9	ARM ASSEMBLY-SEAT ADJUST RH ----- ARM-LH ----- ATTACHING PARTS -----	1 1	
-74	MS20392-2C83	PIN RH -----	1	
	MS20392-2C45	PIN LH -----	1	
-75	AN960-10L	WASHER -----	1	
-76	MS24665-132	PIN-COTTER ----- -----*	1	
-77	1414104-56	CLAMP ----- ATTACHING PARTS -----	1	
-78	MS20392-1C15	PIN -----	2	
-79	MS24665-132	PIN-COTTER RH ONLY ----- -----*	1	
-80	1714067-2	PIN-SEAT ADJUST RH -----	1	
	1714067-4	PIN-SEAT ADJUST LH -----	1	
-80A	NAS561-3-16	PIN -----	1	
-81	1714061-1	GUIDE ----- ATTACHING PARTS -----	1	
-82	AN515-8R6	SCREW -----	2	
	MS21044N08	NUT ----- -----*	2	
-83	1414116-1	SPRING -----	1	
-84	1714000-33	HOUSING ASSEMBLY-ROLLER ----- ATTACHING PARTS -----	4	
	NAS220-11	SCREW -----	2	
	AN960-8	WASHER -----	2	
	MS21044N08	NUT ----- -----*	2	
-85	1714000-K200	ROLLER KIT-SEAT ----- ATTACHING PARTS -----	4	
-86	AN23-20A	SCREW -----	1	
-87	1414104-54	BUSHING -----	1	
-88	AN960-10L	WASHER -----	1	
-89	S1914-8	NUT ----- -----*	1	
-90	0514048-1	# HEADREST ASSEMBLY -----	AR	
	0514048-9	# COVER ASSEMBLY-HEADREST -----	1	
	SEE FIG 88	SEAT BELT INSTALLATION-FRONT SEAT -----	NP	D
	SEE FIG 108	SEAT BELT INSTALLATION-FRONT SEAT -----	NP	E
<p>NOTE. #THIS PART NUMBER MUST HAVE A SECOND DASH NUMBER ADDED TO DENOTE COLOR. REFER TO HOW TO ORDER INTERIOR PARTS-PAGE XIX.</p> <p>NOTE. #THIS PART NUMBER MUST HAVE A SECOND DASH NUMBER ADDED TO DENOTE COLOR. REFER TO HOW TO ORDER UPHOLSTERED PARTS-PAGE XVIII.</p> <p>NOTE. *WHEN ORDERING THIS PART FOR AIRCRAFT PRIOR TO 17259697 OR F17200845 ALSO ORDER ONE S2013L2 BEARING & TWO S2014-2 RACES</p> <p>A---172 SERIAL 17258487 THRU 17260758 F172 SERIAL F17200655 THRU F17200904</p> <p>B---172 SERIAL 17258487 THRU 17259142 F172 SERIAL F17200655 THRU F17200754</p> <p>C---172 SERIAL 17259143 THRU 17260758 F172 SERIAL F17200755 THRU F17200904</p> <p>D---172 SERIAL 17258487 THRU 17259223 F172 SERIAL F17200655 THRU F17200754</p> <p>E---172 SERIAL 17259224 THRU 17260758 F172 SERIAL F17200755 THRU F17200904</p> <p>F---172 SERIAL 17259224 THRU 17259903 F172 SERIAL F17200755 THRU F17200804</p> <p>G---172 SERIAL 17259904 THRU 17260758 F172 SERIAL F17200805 THRU F17200904</p> <p>H---172 SERIAL 17258487 THRU 17259903 F172 SERIAL F17200655 THRU F17200804</p>				

Seat (Cont)



172 SERIAL 17260759 THRU 17263458
F172 SERIAL F17200905 THRU F17201234

Figure 94. Infinitely Adjustable Front Seat Installation

FIGURE AND INDEX NO.	PART NUMBER		DESCRIPTION	UNITS PER ASSY	USABLE ON CODE
			1 2 3 4 5 6 7		
94 -			FRONT SEAT INSTALLATION-INFINITE ADJUST -----	NP	A
	0514077-10	#	FRONT SEAT ASSY-INFINITE ADJUST CO-PILOT -----	1	B
	0514077-9	#	FRONT SEAT ASSY-INFINITE ADJUST PILOT -----	1	B
	0514094-2	#	FRONT SEAT ASSY-INFINITE ADJUST CO-PILOT -----	1	C
	0514094-1	#	FRONT SEAT ASSY-INFINITE ADJUST PILOT -----	1	C
			ATTACHING PARTS		
- 1	0511242-1		STOP-SEAT -----	1	
	AN500A8-7		SCREW -----	1	
			*-----		
			BACK ASSY-UPHOLSTERED SEAT -----	NP	
			ATTACHING PARTS		
- 2	AN3-17A		BOLT -----	2	
- 3	AN960-10L		WASHER -----	4	
	0514029-2		SPACER -----	2	
	MS21044N3		NUT -----	2	
- 4	MS20392-2C11		PIN -----	2	
- 5	AN960-10L		WASHER -----	2	
- 6	MS24665-132		COTTER PIN -----	2	
			*-----		
- 7	0514077-11	#	COVER ASSY-SEAT BACK -----	1	B
	0514094-7	#	COVER ASSY-SEAT BACK -----	1	C
- 8	0514083-1	□	TRIM ASSY-SEAT BACK -----	1	
			ATTACHING PARTS		
- 9	S1021A4-6		SCREW -----	5	
			*-----		
-10	1214062-5		POCKET ASSY -----	1	
			BOTTOM ASSY-UPHOLSTERED SEAT -----	NP	
			ATTACHING PARTS		
-11	MS20392-3C49		PIN -----	2	
-12	AN960-416L		WASHER -----	4	
-13	MS24665-134		COTTER PIN -----	4	
-14	MS20392-3C17		PIN -----	2	
			*-----		
-15	0514077-8	#	COVER ASSY-SEAT BOTTOM -----	1	B
	0514094-6	#	COVER ASSY-SEAT BOTTOM -----	1	C
-16	0514017-3	□	TRIM -----	1	
-17	0714010-1	□	TRIM-LH -----	1	
	0714010-2	□	TRIM-RH -----	1	
			ATTACHING PARTS		
-18	S1021A4-6		SCREW -----	4	
			*-----		
-19	0514030-4		BELLCRANK ASSY-SEAT BACK ADJUST -----	2	
			ATTACHING PARTS		
-20	NAS561P4-12		PIN -----	2	
			*-----		
-21	1714074-13		CRANK WELD ASSY-LH -----	1	
-22	1714074-14		CRANK WELD ASSY-RH -----	1	
-23	1714074-6		SPLICE -----	1	
			ATTACHING PARTS		
-24	NAS561P6-12		PIN -----	4	
			*-----		
-25	0514060-5		BRACKET-SEAT PIVOT -----	2	
-25A	0514101-1		STIFFENER-LH SEAT TRIM -----	1	
	0514101-2		STIFFENER-RH SEAT TRIM -----	1	
			ATTACHING PARTS		
	S1021A4-6		SCREW -----	2	
			*-----		
-26	0514036-1		HANDLE ASSY-SEAT BACK ADJUST -----	1	
			ATTACHING PARTS		
-27	NAS561P4-12		PIN -----	1	
			*-----		
-28	0514033-1		BEARING BLOCK -----	1	
			ATTACHING PARTS		
-29	AN520-10R8		SCREW -----	1	
-30	AN960-10L		WASHER -----	1	
			*-----		
-31	1200138-2		COLLAR -----	2	
			ATTACHING PARTS		
-32	NAS561P4-12		PIN -----	1	
			*-----		
-33	S2013-2		BEARING -----	1	
	S2014-2		RACE-BEARING -----	2	

CONTINUED ON NEXT PAGE

FIGURE AND INDEX NO.	PART NUMBER	DESCRIPTION	UNITS PER ASSY	USABLE ON CODE
94 -34	0514089-1	JACK SCREW ASSY ----- ATTACHING PARTS -----	1	
-35	NAS561P4-15	PIN ----- ---*---	2	
	0514051-2	PEDESTAL ASSY-CU-PILOT SEAT -----	1	
	0514051-1	PEDESTAL ASSY-PILOT SEAT -----	1	
-36	0514035-17	PEDESTAL-LH -----	1	
-37	0514035-18	PEDESTAL-RH -----	1	
-38	0514026-2	TORQUE TUBE-REAR -----	1	
-39	0514034-1	BELLCRANK-REAR TORQUE TUBE ----- ATTACHING PARTS -----	2	
-40	NAS561P6-28	PIN ----- ---*---	1	
-41	0514028-6	BELLCRANK ASSY-REAR TORQUE TUBE INBD ----- ATTACHING PARTS -----	1	
	NAS561P8-18	PIN ----- ---*---	2	
-42	0514028-5	BELLCRANK ASSY-TORQUE TUBE OUTBD ----- ATTACHING PARTS -----	2	
-43	NAS561P6-18	PIN ----- ---*---	2	
-44	0700633-5	BELLCRANK-FWD TORQUE TUBE ----- ATTACHING PARTS -----	2	
-45	NAS561P6-22	PIN ----- ---*---	2	
-46	1200136-1	COLLAR ----- ATTACHING PARTS -----	3	
-47	NAS561P6-18	PIN ----- ---*---	1	
-48	0514026-4	TORQUE TUBE-FWD -----	1	
-49	0514032-1	CHANNEL-TORQUE TUBE INTERCONNECT ----- ATTACHING PARTS -----	1	
-50	MS20392-2C17	PIN -----	2	
	AN960-10L	WASHER -----	2	
	MS24665-132	COTTER PIN ----- ---*---	2	
-51	1200159-3	HANDLE ASSY-VERTICAL ADJUST ----- ATTACHING PARTS -----	1	
-52	NAS561P4-12	PIN ----- ---*---	2	
-53	1200138-2	COLLAR ----- ATTACHING PARTS -----	2	
-54	NAS561P4-12	PIN ----- ---*---	1	
-55	0514033-2	BEARING BLOCK ----- ATTACHING PARTS -----	1	
-56	AN520-10R8	SCREW -----	1	
-57	AN960-10L	WASHER ----- ---*---	1	
-58	S2013-2	BEARING -----	1	
	S2014-2	RACE -----	2	
-59	0514027-21	SCREW ASSY-VERTICAL ADJUST -----	1	
-60	1514119-3	NUT-VERTICAL ADJUST ----- ATTACHING PARTS -----	1	
-61	MS20392-2C37	PIN -----	1	
-62	AN960-10	WASHER -----	1	
-63	MS24665-132	COTTER PIN -----	1	
-64	NAS561P4-8	PIN ----- ---*---	1	
-65	1714067-5	PIN-SEAT ADJUST ----- ATTACHING PARTS -----	2	
-66	MS20392-1C21	PIN -----	1	
-67	MS24665-132	COTTER PIN -----	1	
-67A	NAS561-3-16	PIN ----- ---*---	1	
-68	1414116-1	SPRING LH SIDE ONLY ----- ATTACHING PARTS -----	1	
-69	MS20392-1C11	PIN ----- ---*---	1	
-70	1714061-1	GUIDE-PIN ----- ATTACHING PARTS -----	2	
-71	AN515-8R6	SCREW -----	2	
-72	MS21042N08	NUT ----- ---*---	2	

CONTINUED ON NEXT PAGE



FIGURE AND INDEX NO.	PART NUMBER	DESCRIPTION	UNITS PER ASSY	USABLE ON CODE
		1 2 3 4 5 6 7		
94 -73	0514090-4	HANDLE-SEAT ADJUST -----	1	
		ATTACHING PARTS -----		
-74	MS20392-2C55	PIN -----	2	
-74A	NAS43003-18	SPACER -----	2	
-75	AN960-10L	WASHER -----	2	
-76	MS24665-132	COTTER PIN -----	2	
		-----*		
-77	S1704-1	ROLLER-SEAT -----	4	
		ATTACHING PARTS -----		
-78	AN23-20A	BOLT -----	1	
-79	AN960-10L	WASHER -----	1	
-80	S1914-8	NUT -----	1	
-81	1714000-22	WASHER -----	1	
-82	1714000-41	WASHER -----	1	
-83	1414104-54	BUSHING -----	1	
		-----*		
-84	1714000-33	HOUSING-SEAT ROLLER -----	4	
		ATTACHING PARTS -----		
-85	NAS220-11	SCREW -----	2	
-86	AN960-8	WASHER -----	2	
-87	MS21044N08	NUT -----	2	
		-----*		
-88	0514048-1	# HEADREST ASSY -----	AR	
-89	0514048-9	# COVER-HEADREST -----	1	
	SEE FIG 108	SEAT BELT INSTALLATION -----	NP	
		NOTE. #THIS PART NUMBER MUST HAVE A SECOND DASH NUMBER ADDED TO DENOTE COLOR. REFER TO HOW TO ORDER UPHOLSTERED PARTS-PAGE XVIII.		
		NOTE. □THIS PART NUMBER MUST HAVE A SECOND DASH NUMBER ADDED TO DENOTE COLOR. REFER TO HOW TO ORDER INTERIOR PARTS-PAGE XIX.		
		A---172 SERIAL 17260759 THRU 17263458 F172 SERIAL F17200905 THRU F17201234		
		B---172 SERIAL 17260759 THRU 17261898 F172 SERIAL F17200905 THRU F17201034		
		C---172 SERIAL 17261899 THRU 17263458 F172 SERIAL F17201035 THRU F17201234		

Seat (Cont)

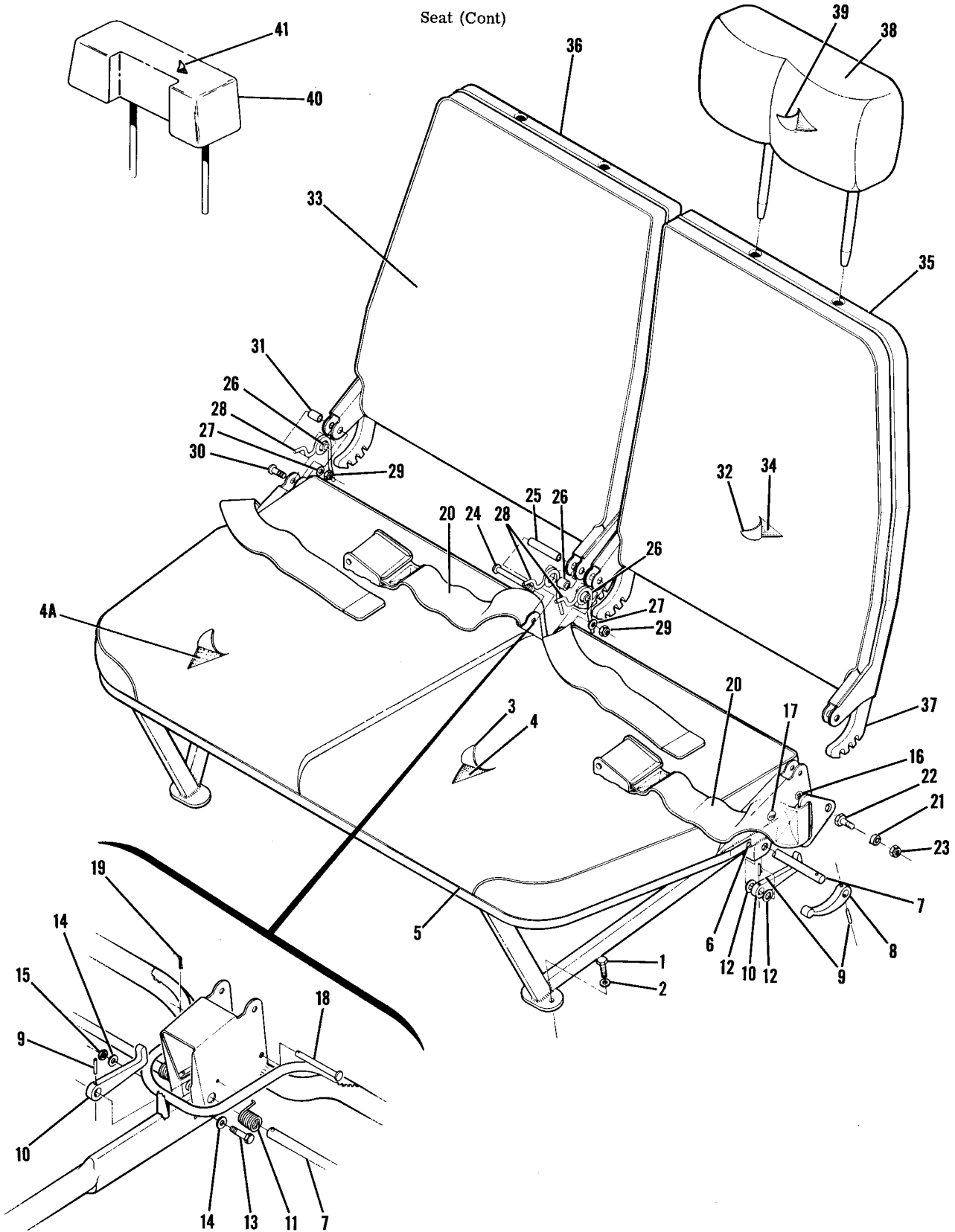


Figure 95. Rear Seat Installation-Individually Reclining Back



FIGURE AND INDEX NO.	PART NUMBER		DESCRIPTION							UNITS PER ASSY	USABLE ON CODE
			1	2	3	4	5	6	7		
95 -			REAR SEAT INSTALLATION-INDIVIDUALLY RECLINING BACK							NP	
	0500210-28	#	BOTTOM ASSEMBLY-REAR SEAT							1	E
	0500210-125	#	BOTTOM ASSEMBLY-REAR SEAT FABRIC							1	F
	0500210-113	#	BOTTOM ASSEMBLY-REAR SEAT VINYL							1	M
	0500210-139	#	BOTTOM ASSEMBLY-REAR SEAT VINYL							1	P
	0500210-162	#	BOTTOM ASSEMBLY-REAR SEAT VINYL							1	T
	0514082-4	#	BOTTOM ASSEMBLY-REAR SEAT FABRIC							1	U
	0514082-19	#	BOTTOM ASSEMBLY-REAR SEAT FABRIC							1	W
	0514096-11	#	BOTTOM ASSEMBLY-REAR SEAT FABRIC							1	X
			ATTACHING PARTS								
- 1	AN4-7A		BOLT-FRONT LEGS ONLY							2	
	AN4-6A		BOLT-REAR LEGS ONLY							2	
- 2	AN960-416		WASHER							4	
			--								
- 3	0500210-31	#	COVER-REAR SEAT BOTTOM							1	E
	0500210-105	#	COVER ASSEMBLY-LH FABRIC							1	F
	0500210-123	#	COVER ASSEMBLY-LH VINYL							1	M
	0500210-145	#	COVER ASSEMBLY-LH VINYL							1	P
	0500210-165	#	COVER ASSEMBLY-LH VINYL							1	T
	0514082-17	#	COVER ASSEMBLY-BOTTOM LH FABRIC							1	U
	0514082-27	#	COVER ASSEMBLY-BOTTOM LH FABRIC							1	W
	0514096-5	#	COVER ASSEMBLY-BOTTOM LH FABRIC							1	X
	0500210-111	#	COVER ASSEMBLY-RH FABRIC							1	F
	0500210-122	#	COVER ASSEMBLY-RH VINYL							1	M
	0500210-146	#	COVER ASSEMBLY-RH VINYL							1	R
	0500210-166	#	COVER ASSEMBLY-RH VINYL							1	T
	0514082-16	#	COVER ASSEMBLY-BOTTOM RH FABRIC							1	U
	0514082-30	#	COVER ASSEMBLY-BOTTOM RH FABRIC							1	W
	0514096-4	#	COVER ASSEMBLY-BOTTOM RH FABRIC							1	X
- 4	0500210-32		CUSHION-REAR SEAT BOTTOM							1	E
	0500210-107		CUSHION-REAR SEAT BOTTOM							2	M
	0500210-151		CUSHION LH-REAR SEAT BOTTOM							1	P
	0500210-167		CUSHION LH-REAR SEAT BOTTOM							1	R
- 4A	0500210-150		CUSHION RH-REAR SEAT BOTTOM							1	P
	0500210-168		CUSHION RH-REAR SEAT BOTTOM							1	R
- 5	0500226-1		RETAINER-UPHOLSTERY							1	O
	0514044-1		RETAINER-UPHOLSTERY							1	N
			ATTACHING PARTS								
- 6	S1021Z6-4		SCREW							12	
			--								
- 7	0512031-9		SHAFT-CONTROL							2	
			ATTACHING PARTS								
- 8	0710312-2		HANDLE							1	
- 9	NAS561-P3-10		PIN							3	
-10	1414231-2		PAWL							1	
-11	1414107-2		SPRING-LH SHAFT ONLY							1	
	1414107-1		SPRING-RH SHAFT ONLY							1	
-12	AN960-416		WASHER							2	
			--								
-13	AN3-10A		BOLT							2	
-14	AN960-10L		WASHER							4	
-15	MS21044N3		NUT							2	
-16	AN507-832R14		SCREW							2	
	MS21044N08		NUT							2	
-17	AN23-15A		BOLT							2	
	MS21044N3		NUT							2	
-18	MS20392-2C71		PIN							1	
-19	MS24665-132		PIN-COTTER							1	
-20	S1418-1		SAFETY BELT							2	A
	S1418-3		SAFETY BELT							2	B
	S1622C3		BELT ASSEMBLY-REAR SEAT BLUE							2	C
	S1622D3		BELT ASSEMBLY-REAR SEAT TAN							2	C
	S1622F3		BELT ASSEMBLY-REAR SEAT OLIVE							2	C
	S1622H3		BELT ASSEMBLY-REAR SEAT CORAL							2	C
	S1651B1		BELT ASSEMBLY-REAR SEAT BLACK							2	D
	S1622D3		BELT ASSEMBLY-REAR SEAT TAN							2	G
	S1622J3		BELT ASSEMBLY-REAR SEAT RED							2	G
	S1622K3		BELT ASSEMBLY-REAR SEAT AVOCADO							2	G
	S1622M3		BELT ASSEMBLY-REAR SEAT BLUE							2	G
	S1746D13		BELT ASSEMBLY-REAR SEAT TAN							2	H
	S1651D1		BELT ASSEMBLY-REAR SEAT TAN							2	H
	S1746J13		BELT ASSEMBLY-REAR SEAT RED							2	K
	S1651J1		BELT ASSEMBLY-REAR SEAT RED							2	H
	S1746K13		BELT ASSEMBLY-REAR SEAT AVOCADO							2	H
	S1651K1		BELT ASSEMBLY-REAR SEAT AVOCADO							2	K

CONTINUED ON NEXT PAGE

FIGURE AND INDEX NO.	PART NUMBER	DESCRIPTION						UNITS PER ASSY	USABLE ON CODE
		1	2	3	4	5	6		
95 -	S1746M13	BELT ASSEMBLY-REAR SEAT	BLUE	----	----	----	2	H	
	S1651M1	BELT ASSEMBLY-REAR SEAT	BLUE	----	----	----	2	K	
	S1746P13	BELT ASSEMBLY-REAR SEAT	BLUE	----	----	----	2	S	
	S1746R13	BELT ASSEMBLY-REAR SEAT	MAKOON	----	----	----	2	S	
	S1746D13	BELT ASSEMBLY-REAR SEAT	TAN	----	----	----	2	S	
	S1746S13	BELT ASSEMBLY-REAR SEAT	GOLD	----	----	----	2	S	
	S1746W13	BELT ASSEMBLY-REAR SEAT	BROWN	----	----	----	2	P	
	S1746Y13	BELT ASSEMBLY-REAR SEAT	BLUE	----	----	----	2	P	
	S1746T13	BELT ASSEMBLY-REAR SEAT	MARIGOLD	----	----	----	2	P	
	S1746V13	BELT ASSEMBLY-REAR SEAT	OLIVE	----	----	----	2	P	
	SEE FIG 55	BELT ASSEMBLY-REAR SEAT	----	----	----	----	2	R	
-21	NAS43HT4-10	SPACER	----	----	----	----	3		
-22	AN4-6A	BOLT	----	----	----	----	3		
-23	MS21042L4	NUT	----	----	----	----	2		
	0500210-29	#	BACK ASSEMBLY-REAR SEAT	UPHOLSTERED	LH	FABRIC	1	V	
	0500210-115	#	BACK ASSEMBLY-REAR SEAT	UPHOLSTERED	LH	VINYL	1	M	
	0500210-143	#	BACK ASSEMBLY-REAR SEAT	UPHOLSTERED	LH	VINYL	1	P	
	0500210-163	#	BACK ASSEMBLY-REAR SEAT	UPHOLSTERED	LH	VINYL	1	T	
	0514082-3	#	BACK ASSEMBLY-REAR SEAT	UPHOLSTERED	LH	FABRIC	1	U	
	0514082-23	#	BACK ASSEMBLY-REAR SEAT	UPHOLSTERED	LH	FABRIC	1	W	
	0514096-3	#	BACK ASSEMBLY-REAR SEAT	UPHOLSTERED	LH	FABRIC	1	X	
	0500210-30	#	BACK ASSEMBLY-REAR SEAT	UPHOLSTERED	RH	FABRIC	1	V	
	0500210-114	#	BACK ASSEMBLY-REAR SEAT	UPHOLSTERED	RH	VINYL	1	M	
	0500210-144	#	BACK ASSEMBLY-REAR SEAT	UPHOLSTERED	RH	VINYL	1	P	
	0500210-164	#	BACK ASSEMBLY-REAR SEAT	UPHOLSTERED	RH	VINYL	1	T	
	0514082-2	#	BACK ASSEMBLY-REAR SEAT	UPHOLSTERED	RH	FABRIC	1	U	
	0514082-24	#	BACK ASSEMBLY-REAR SEAT	UPHOLSTERED	RH	FABRIC	1	W	
	0514096-2	#	BACK ASSEMBLY-REAR SEAT	UPHOLSTERED	RH	FABRIC	1	X	
			ATTACHING PARTS						
-24	AN23-40A		BOLT	----	----	----	1		
-25	1414211-22		BUSHING	----	----	----	1		
-26	0711668-1		BUSHING	----	----	----	4		
-27	AN960-10L		WASHER	----	----	----	6		
-28	0711667-1		SPRING	----	----	----	4		
-29	MS21044N3		NUT	----	----	----	3		
-30	AN23-16A		BOLT	----	----	----	2		
-31	1414104-4		SPACER	----	----	----	2		

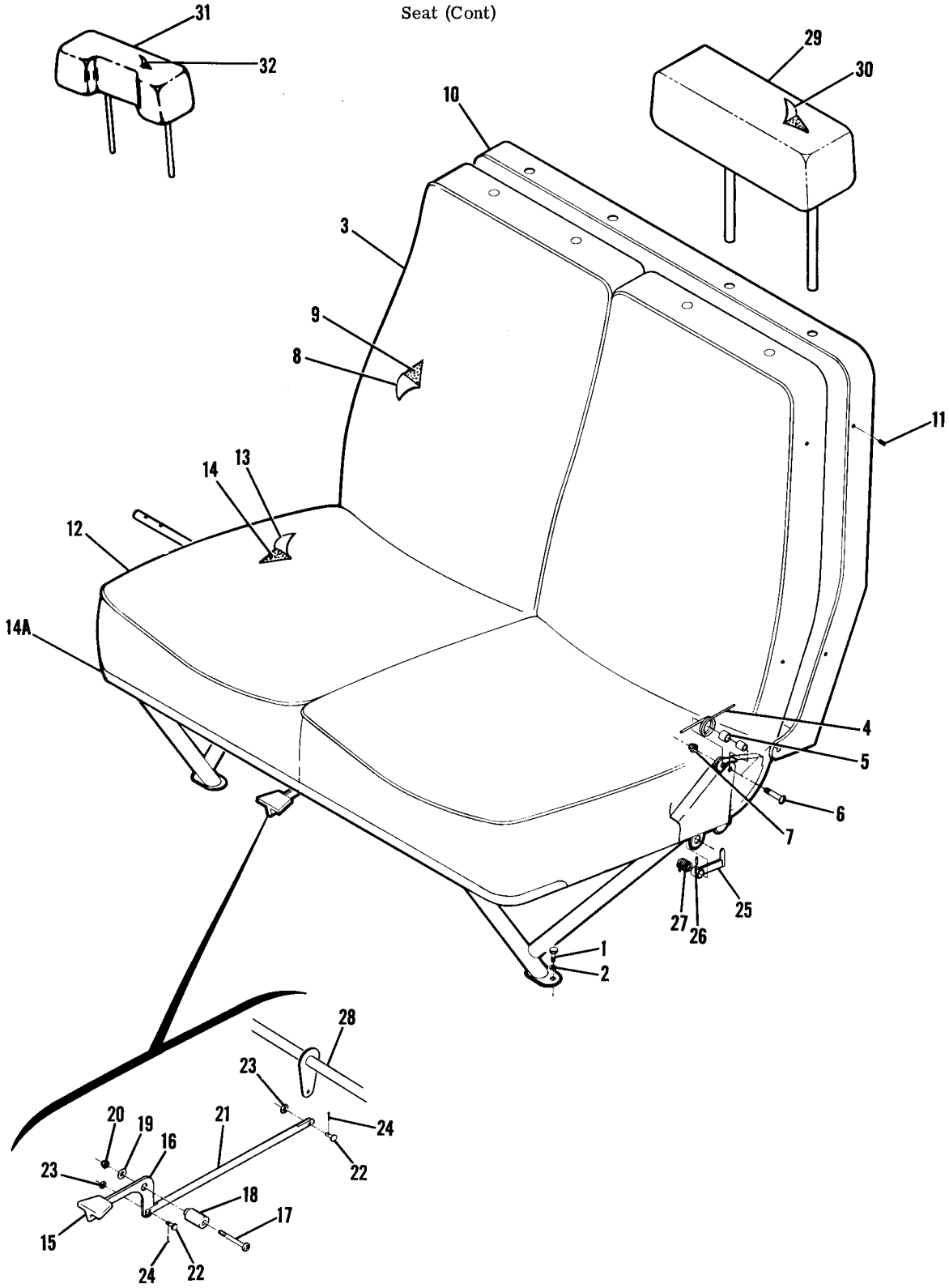
-32	0500210-33	#	COVER-SEAT BACK LH	FABRIC	----	----	1	V	
	0500210-117	#	COVER-SEAT BACK LH	VINYL	----	----	1	P	
	0500210-177	#	COVER ASSY-SEAT BACK LH	VINYL	----	----	1	T	
	0514082-13	#	COVER ASSY-SEAT BACK LH	FABRIC	----	----	1	U	
	0514082-29	#	COVER ASSY-SEAT BACK LH	FABRIC	----	----	1	W	
	0514096-7	#	COVER ASSY-SEAT BACK LH	FABRIC	----	----	1	X	
-33	0500210-34	#	COVER-SEAT BACK RH	FABRIC	----	----	1	V	
	0500210-116	#	COVER-SEAT BACK RH	VINYL	----	----	1	P	
	0500210-172	#	COVER ASSY-SEAT BACK RH	VINYL	----	----	1	T	
	0514082-12	#	COVER ASSY-SEAT BACK RH	FABRIC	----	----	1	U	
	0514082-28	#	COVER ASSY-SEAT BACK RH	FABRIC	----	----	1	W	
	0514096-6	#	COVER ASSY-SEAT BACK RH	FABRIC	----	----	1	X	
-34	0500210-153		CUSHION ASSEMBLY-SEAT BACK-LH	----	----	----	1	Y	
	0500210-152		CUSHION ASSEMBLY-SEAT BACK-RH	----	----	----	1	Y	
	0514096-9		CUSHION ASSEMBLY-SEAT BACK LH	----	----	----	1	X	
	0514096-10		CUSHION ASSEMBLY-SEAT BACK RH	----	----	----	1	X	
-35	1414215-7	□	TRIM ASSEMBLY-SEAT BACK LH	----	----	----	1	O	
	0514057-1	□	TRIM ASSEMBLY-SEAT BACK LH	----	----	----	1	N	
-36	1414215-8	□	TRIM ASSEMBLY-SEAT BACK RH	----	----	----	1	O	
	0514057-2	□	TRIM ASSEMBLY-SEAT BACK RH	----	----	----	1	N	
			ATTACHING PARTS						
	S1021A6-6		SCREW	----	----	----	8		

-37	1414230-2		CAM-SEAT BACK RECLINE	----	----	----	2		
-38	1414252-1	#	HEADREST ASSEMBLY-SEAT BACK	----	----	----	2	J	
	1714040-1	#	HEADREST ASSEMBLY-SEAT BACK	172 ONLY	----	----	2	L	
	1714040-5	#	HEADREST ASSEMBLY-SEAT BACK	SKYHAWK & F172	----	----	1	L	
-39	1414252-6	#	COVER-HEADREST	----	----	----	1	J	
	1714040-2	#	COVER ASSEMBLY-HEADREST	172 ONLY	----	----	1	L	
	1714040-6	#	COVER ASSEMBLY-HEADREST	SKYHAWK & F172	----	----	1	L	
-40	0514048-1	#	HEADREST ASSEMBLY	----	----	----	2	N	
-41	0514048-9	#	COVER ASSEMBLY-HEADREST	----	----	----	1	N	

NOTE. #THIS PART NUMBER MUST HAVE A SECOND DASH NUMBER ADDED TO DENOTE COLOR. REFER TO HOW TO ORDER UPHOLSTERED PARTS-PAGE XVIII.

CONTINUED ON NEXT PAGE

FIGURE AND INDEX NO.	PART NUMBER	DESCRIPTION	UNITS PER ASSY	USABLE ON CODE
95 -		<p style="text-align: center;">1 2 3 4 5 6 7</p> <p>NOTE. THIS PART NUMBER MUST HAVE A SECOND DASH ADDED TO DENOTE COLOR. REFER TO HOW TO ORDER INTERIOR PARTS—PAGE XIX.</p> <p>A---172 SERIAL 17249545 THRU 17251822 F172 SERIAL F172-0001 THRU F172-0085 P172 SERIAL P17257120 THRU P17257188 FP172 SERIAL FP172-0001 THRU FP172-0003</p> <p>B---172 SERIAL 17251823 THRU 17253392 F172 SERIAL F172-0086 THRU F172-0179</p> <p>C---172 SERIAL 17253393 THRU 17254892 F172 SERIAL F172-0180 THRU F172-0251</p> <p>D---172 SERIAL 17254892 THRU 17254892 F172 SERIAL F172-0252 THRU F172-0319</p> <p>E---172 SERIAL 17249545 THRU 17254892 F172 SERIAL F172-0001 THRU F172-0319 P172 SERIAL P17257120 THRU P17257188 FP172 SERIAL FP172-0001 THRU FP172-0003</p> <p>F---172 SERIAL 17254893 THRU 17256512 F172 SERIAL F172-0320 THRU F172-0431</p> <p>G---172 SERIAL 17254893 THRU 17256512</p> <p>H---172 SERIAL 17256513 THRU 17257161</p> <p>J---172 SERIAL 17249545 THRU 17256512 F172 SERIAL F172-0001 THRU F172-0431, F172-0436 THRU F172-0442, F172-0444 THRU F172-0446 P172 SERIAL P17257120 THRU P17257188 FP172 SERIAL FP172-0001 THRU FP172-0003</p> <p>K---172 SERIAL 17256513 THRU 17258486</p> <p>L---172 SERIAL 17256513 THRU 17258486 F172 SERIAL F172-0432 THRU F172-0435, F172-0443, F172-0447 THRU F172-0654</p> <p>M---172 SERIAL 17254893 THRU 17258486 F172 SERIAL F172-0320 THRU F172-0654</p> <p>N---172 SERIAL 17258487 THRU 17263458 F172 SERIAL F17200655 THRU F17201234</p> <p>O---172 SERIAL 17249545 THRU 17258486 F172 SERIAL F172-0001 THRU F172-0654</p> <p>P---172 SERIAL 17258487 THRU 17259223 F172 SERIAL F17200655 THRU F17200754</p> <p>R---172 SERIAL 17259224 THRU 17263458 F172 SERIAL F17200755 THRU F17201234</p> <p>S---172 SERIAL 17257162 THRU 17258486 F172 SERIAL F172-0560 THRU F172-0654</p> <p>T---172 SERIAL 17259224 THRU 17259903 F172 SERIAL F17200755 THRU F17200804</p> <p>U---172 SERIAL 17259904 THRU 17260758 F172 SERIAL F17200805 THRU F17200904</p> <p>V---172 SERIAL 17249545 THRU 17256512 F172 SERIAL F172-0001 THRU F172-0431 P172 SERIAL P17257120 THRU P17257188 FP172 SERIAL FP172-0001 THRU FP172-0003</p> <p>W---172 SERIAL 17260759 THRU 17261898 F172 SERIAL F17200905 THRU F17201034</p> <p>X---172 SERIAL 17261899 THRU 17263458 F172 SERIAL F17201035 THRU F17201234</p> <p>Y---172 SERIAL 17249545 THRU 17261898 F172 SERIAL F172-0001 THRU F17201034 P172 SERIAL P17257120 THRU P17257188 FP172 SERIAL FP172-0001 THRU FP172-0003</p>		



172 SERIAL 17256513 THRU 17263458

Figure 96. Rear Seat Installation - One Piece Reclining Back



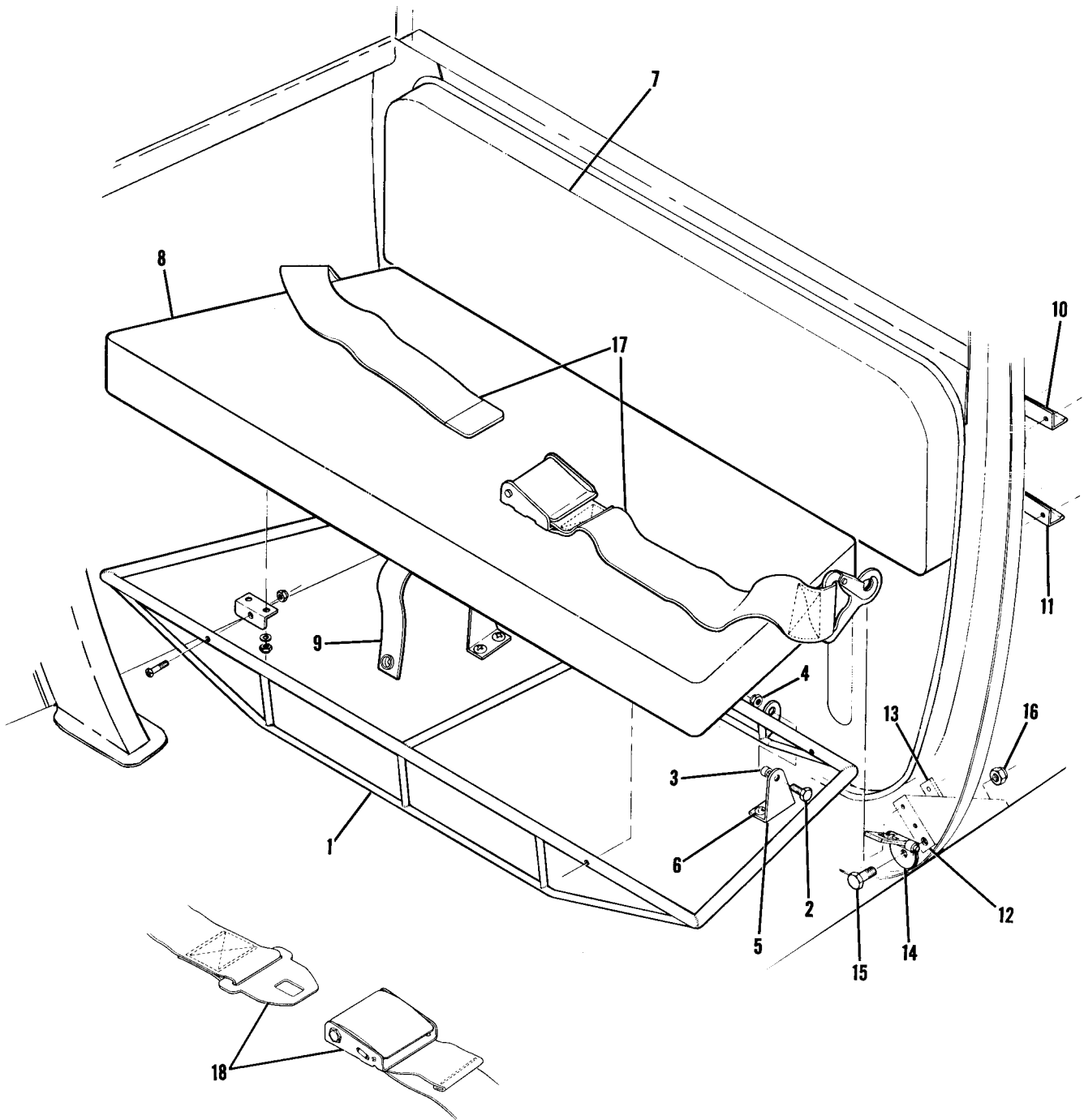
FIGURE AND INDEX NO.	PART NUMBER	DESCRIPTION							UNITS PER ASSY	USABLE ON CODE
		1	2	3	4	5	6	7		
96 -		REAR SEAT INSTALLATION-ONE PIECE RECLINING BACK -----							NP	A
	0514010-1	#	SEAT ASSEMBLY SKYHAWK ONLY -----					1	B	
	0514010-2	#	SEAT ASSEMBLY -----					1	B	
	0514010-15	#	SEAT ASSEMBLY-REAR -----					1	D	
	0514010-19	#	SEAT ASSEMBLY-REAR -----					1	G	
	0514081-1	#	SEAT ASSEMBLY-REAR -----					1	J	
	0514081-12	#	SEAT ASSEMBLY-REAR -----					1	K	
	0514095-1	#	SEAT ASSEMBLY-REAR -----					1	L	
			ATTACHING PARTS							
- 1	AN4-7A		BOLT FRONT ATTACH -----					2		
	AN4-5A		BOLT REAR ATTACH -----					4		
- 2	AN960-416		WASHER -----					6		
			---*---							
- 3	0514010-202	#	BACK ASSEMBLY-UPHOLSTERED SEAT SKYHAWK ONLY -----					1	B	
	0514010-203	#	BACK ASSEMBLY-UPHOLSTERED SEAT -----					1	B	
	0514010-204	#	BACK ASSEMBLY-UPHOLSTERED SEAT -----					1	D	
	0514010-206	#	BACK ASSEMBLY-UPHOLSTERED SEAT -----					1	G	
			BACK ASSEMBLY-UPHOLSTERED -----					1	H	
			ATTACHING PARTS							
- 4	1714002-1		SPRING -----					2		
- 5	1714001-20		BUSHING -----					2		
	1714001-22		BUSHING -----					2		
- 6	AN24-18A		BOLT -----					2		
- 7	S1914-11		NUT -----					2		
			---*---							
- 8	0514010-5	#	COVER ASSEMBLY-SEAT BACK SKYHAWK ONLY -----					1	E	
	0514010-6	#	COVER ASSEMBLY-SEAT BACK -----					1	B	
	0514010-20	#	COVER ASSEMBLY-SEAT BACK -----					1	G	
	0514081-9	#	COVER ASSEMBLY-SEAT BACK -----					1	J	
	0514081-14	#	COVER ASSEMBLY-SEAT BACK -----					1	K	
	0514095-2	#	COVER ASSEMBLY-SEAT BACK -----					1	L	
- 9	0514010-12		CUSHION-SEAT BACK -----					1	E	
	0514010-13		CUSHION-LH BACK SKYHAWK ONLY -----					1	E	
	0514010-14		CUSHION-RH BACK SKYHAWK ONLY -----					1	E	
	0514010-22		CUSHION ASSEMBLY-SEAT BACK -----					2	G	
	0514010-12		CUSHION-SEAT BACK -----					1	M	
	0514095-3		CUSHION-SEAT BACK -----					1	L	
-10	0514011-1	□	TRIM ASSEMBLY SKYHAWK ONLY -----					1	B	
	0514056-1	□	TRIM ASSEMBLY -----					1	C	
			ATTACHING PARTS							
-11	S1021A4-10		SCREW -----					AR	B	
	S1021A4-6		SCREW -----					14	C	
			---*---							
-12	0514010-200	#	BOTTOM ASSEMBLY-UPHOLSTERED SEAT SKYHAWK ONLY -----					1	B	
	0514010-201	#	BOTTOM ASSEMBLY-UPHOLSTERED SEAT -----					1	B	
	0514010-205	#	BOTTOM ASSEMBLY-UPHOLSTERED SEAT -----					1	D	
	0514010-207	#	BOTTOM ASSEMBLY-UPHOLSTERED SEAT -----					1	G	
			BOTTOM ASSEMBLY-UPHOLSTERED SEAT -----					NP	H	
-13	0514010-3	#	COVER ASSEMBLY-SEAT BOTTOM SKYHAWK ONLY -----					1	E	
	0514010-4	#	COVER ASSEMBLY-SEAT BOTTOM -----					1	B	
	0514010-21	#	COVER ASSEMBLY-BOTTOM CUSHION -----					1	G	
	0514081-6	#	COVER ASSEMBLY-SEAT BOTTOM -----					1	J	
	0514081-13	#	COVER ASSEMBLY-SEAT BOTTOM -----					1	K	
	0514095-4	#	COVER ASSEMBLY-SEAT BOTTOM -----					1	L	
-14	0514010-9		CUSHION-SEAT BOTTOM -----					1	E	
	0514010-10		CUSHION-RH SEAT BOTTOM SKYHAWK ONLY -----					1	E	
	0514010-11		CUSHION-LH SEAT BOTTOM SKYHAWK ONLY -----					1	B	
	0514010-23		CUSHION-BOTTOM -----					2	F	
-14A	0514044-1		RETAINER -----					1	C	
			ATTACHING PARTS							
	S1021Z6-4		SCREW -----					6		
			---*---							
-15	1714005-1		KNOB-SEAT ADJUSTMENT -----					1		
			ATTACHING PARTS							
	NAS561P3-6		PIN -----					1		
			---*---							
-16	1714033-1		BELLCRANK -----					1		
			ATTACHING PARTS							
-17	AN24-31A		BOLT -----					1		
-18	1714036-1		BUSHING -----					1		
-19	S1450-4-10-032		WASHER -----					1		
-20	MS21042L4		NUT -----					1		
			---*---							

CONTINUED ON NEXT PAGE

FIGURE AND INDEX NO.	PART NUMBER	DESCRIPTION							UNITS PER ASSY	USABLE ON CODE
		1	2	3	4	5	6	7		
96 -21	1714095-1	LINK-SEAT BACK ADJUST -----							1	
		ATTACHING PARTS -----								
-22	MS20392-1C7	PIN -----							2	
-23	AN960-4L	WASHER -----							2	
-24	MS24665-132	PIN-COTTER -----							2	
		---*---								
-25	1714001-19	PAWL-SEAT BACK -----							2	
		ATTACHING PARTS -----								
-26	NAS561P3-8	PIN -----							1	
		---*---								
-27	1414107-1	SPRING-PAWL -----							2	
-28	0514007-11	TUBE ASSEMBLY-BACK ADJUST -----							1	
-29	1714040-1	#	HEADREST ASSEMBLY-SEAT BACK				172 ONLY	2	B	
	1714040-5	#	HEADREST ASSEMBLY-SEAT BACK				SKYHAWK & F172	2	B	
-30	1714040-2	#	COVER ASSEMBLY-SEAT BACK				172 ONLY	1	B	
	1714040-6	#	COVER ASSEMBLY-SEAT BACK				SKYHAWK & F172	1	B	
-31	0514048-1	#	HEADREST ASSEMBLY					1	C	
-32	0514048-9	#	COVER ASSEMBLY-HEADREST					1	C	
	SEE FIG 95		SAFETY BELT-REAR SEAT					2	E	
	SEE FIG 108		SAFETY BELT-REAR SEAT					2	F	
<p>NOTE. □THIS PART MUST HAVE A SECOND DASH NUMBER ADDED TO DENOTE COLOR. REFER TO HOW TO ORDER INTERIOR PARTS-PAGE XIX.</p> <p>NOTE. #THIS PART MUST HAVE A SECOND DASH NUMBER ADDED TO DENOTE COLOR. REFER TO HOW TO ORDER UPHOLSTERED PARTS-PAGE XVIII.</p> <p>A---172 SERIAL 17256513 THRU 17263458 B---172 SERIAL 17256513 THRU 17258486 C---172 SERIAL 17258487 THRU 17263458 D---172 SERIAL 17258487 THRU 17259223 E---172 SERIAL 17256513 THRU 17259223 F---172 SERIAL 17259224 THRU 17263458 G---172 SERIAL 17259224 THRU 17259903 H---172 SERIAL 17259904 THRU 17263458 J---172 SERIAL 17259904 THRU 17260758 K---172 SERIAL 17260759 THRU 17261898 L---172 SERIAL 17261899 THRU 17263458 M---172 SERIAL 17259904 THRU 17261898</p>										

This page intentionally left blank.

Seat (Cont)



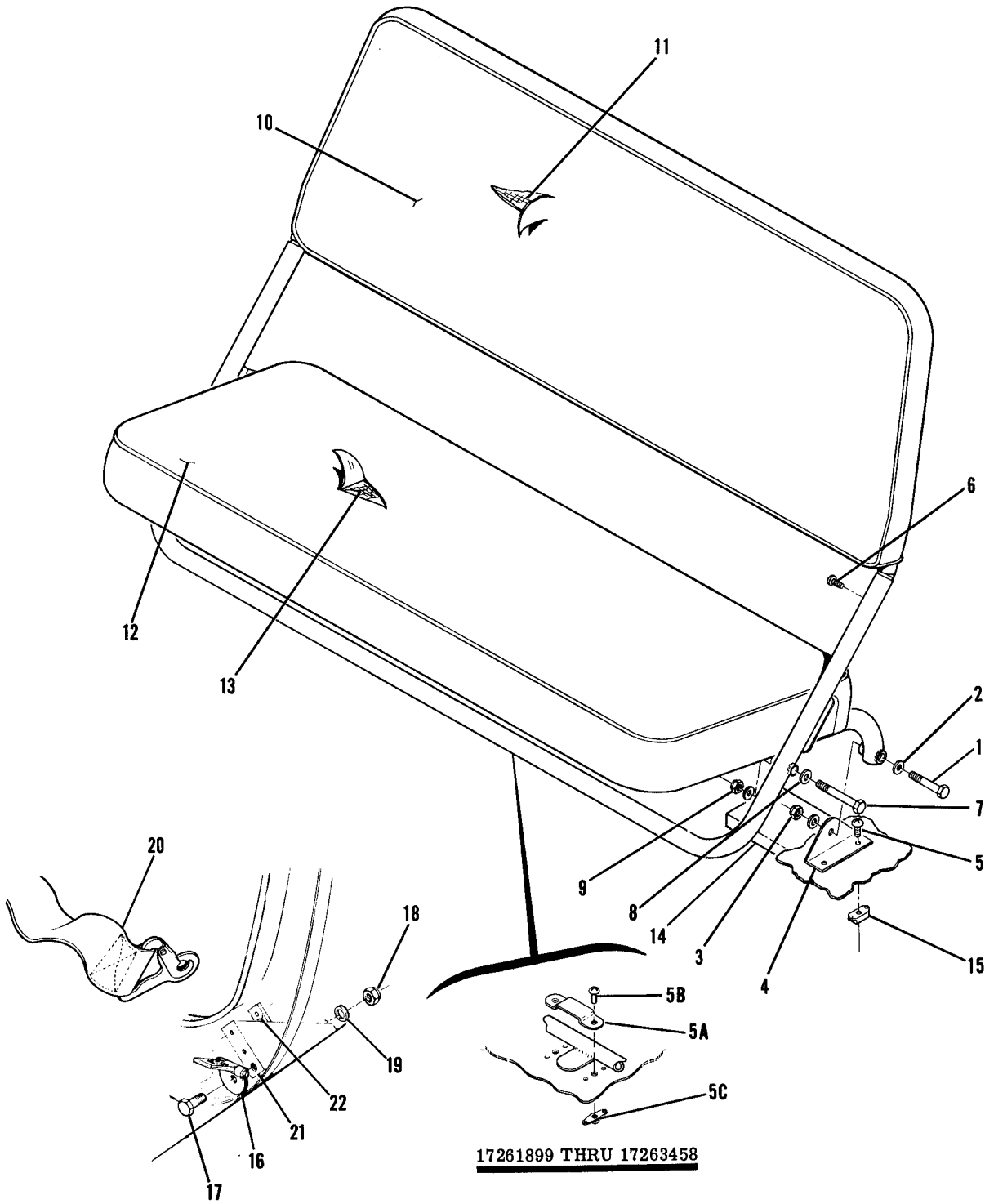
172 SERIAL 17249545 THRU 17258486
P172 SERIAL P17257120 THRU P17257188

Figure 97. Auxiliary Seat Installation



FIGURE AND INDEX NO.	PART NUMBER	DESCRIPTION	UNITS PER ASSY	USABLE ON CODE
97 -		AUXILIARY SEAT INSTALLATION -----	NP	K
- 1	0711097-2	FRAME ASSEMBLY -----	1	D
	0711097-2	FRAME ASSEMBLY -----	1	C
- 2	AN3-4A	BOLT -----	2	
- 3	NAS43HT3-6	SPACER -----	2	
- 4	MS21042L4	NUT -----	2	
		-----*		
- 5	0711098-3	HINGE-FLOOR FITTING LH -----	1	
	0711098-4	HINGE-FLOOR FITTING RH -----	1	
		ATTACHING PARTS		
- 6	AN515-8R8	SCREW -----	2	
	MS21044N08	NUT -----	2	
		-----*		
- 7	0711080-1	BACKREST ASSEMBLY -----	1	
	AN227-7	SOCKET -----	5	
	AN227-6	BUTTON -----	5	
- 8	0711097-4	CUSHION ASSEMBLY -----	1	H
	0711097-25	CUSHION ASSEMBLY -----	1	J
		ATTACHING PARTS		
	AN515-8R14	SCREW -----	4	
	MS21044N08	NUT -----	4	
		-----*		
- 9	0711097-21	STRAP ASSEMBLY -----	1	
-10	0511491-3	ANGLE ASSEMBLY -----	1	
-11	0511491-4	ANGLE ASSEMBLY -----	1	
-12	0512169-1	BRACKET LH -----	1	
	0512169-2	BRACKET RH -----	1	
-13	0712009-2	SPACER -----	2	
-14	0711083-1	LATCH ASSEMBLY -----	2	
		ATTACHING PARTS		
-15	AN4-6A	BOLT -----	1	
-16	MS21042L4	NUT -----	1	
	AN960-416	WASHER -----	1	
		-----*		
-17	S1243-6	BELT ASSEMBLY-SAFETY -----	1	A
	S1243-3	BELT ASSEMBLY-SAFETY -----	1	B
	S1746C5	BELT ASSEMBLY-SAFETY BLUE -----	1	E
	S1746D5	BELT ASSEMBLY-SAFETY TAN -----	1	E
	S1746F5	BELT ASSEMBLY-SAFETY OLIVE -----	1	E
	S1746H5	BELT ASSEMBLY-SAFETY CORAL -----	1	E
	S1746D5	BELT ASSEMBLY-SAFETY TAN -----	1	G
	S1746J5	BELT ASSEMBLY-SAFETY RED -----	1	G
	S1746K5	BELT ASSEMBLY-SAFETY AVOCADD -----	1	G
	S1746M5	BELT ASSEMBLY-SAFETY BLUE -----	1	G
-18	S1540-2	BELT ASSEMBLY-SAFETY BLACK -----	1	F
		NOTE. #THIS PART NUMBER MUST HAVE A SECOND DASH NUMBER ADDED TO DENOTE COLOR. REFER TO HOW TO ORDER UPHOLSTERED PARTS-PAGE XVIII.		
		NOTE. □THIS PART NUMBER MUST HAVE A SECOND DASH NUMBER ADDED TO DENOTE COLOR. REFER TO HOW TO ORDER INTERIOR PARTS-PAGE XIX.		
		A---172 SERIAL 17249545 THRU 17251822 P172 SERIAL P17257120 THRU P17257188 F172 SERIAL F172-0001 THRU F172-0085 FP172 SERIAL FP172-0001 THRU FP172-0003		
		B---172 SERIAL 17251823 THRU 17253393 F172 SERIAL F172-0086 THRU F172-0179		
		C---172 SERIAL 17253393 THRU 17258486 F172 SERIAL F172-0180 THRU F172-0654		
		D---172 SERIAL 17249545 THRU 17253392 F172 SERIAL F172-0001 THRU F172-0179 P172 SERIAL P17257120 THRU P17257188 FP172 SERIAL FP172-0001 THRU FP172-0003		
		E---172 SERIAL 17253393 THRU 17254892 F172 SERIAL F172-0180 THRU F172-0251		
		F---F172 SERIAL F172-0252 THRU F172-0654		
		G---172 SERIAL 17254893 THRU 17258486		
		H---172 SERIAL 17249545 THRU 17257161 F172 SERIAL F172-0001 THRU F172-0559		
		J---172 SERIAL 17257162 THRU 17258486 F172 SERIAL F172-0560 THRU F172-0679		
		K---172 SERIAL 17249545 THRU 17258486 F172 SERIAL F172-0001 THRU F172-0654 P172 SERIAL P17257120 THRU P17257188 FP172 SERIAL FP172-0001 THRU FP172-0003		

Seat (Cont)



17261899 THRU 17263458

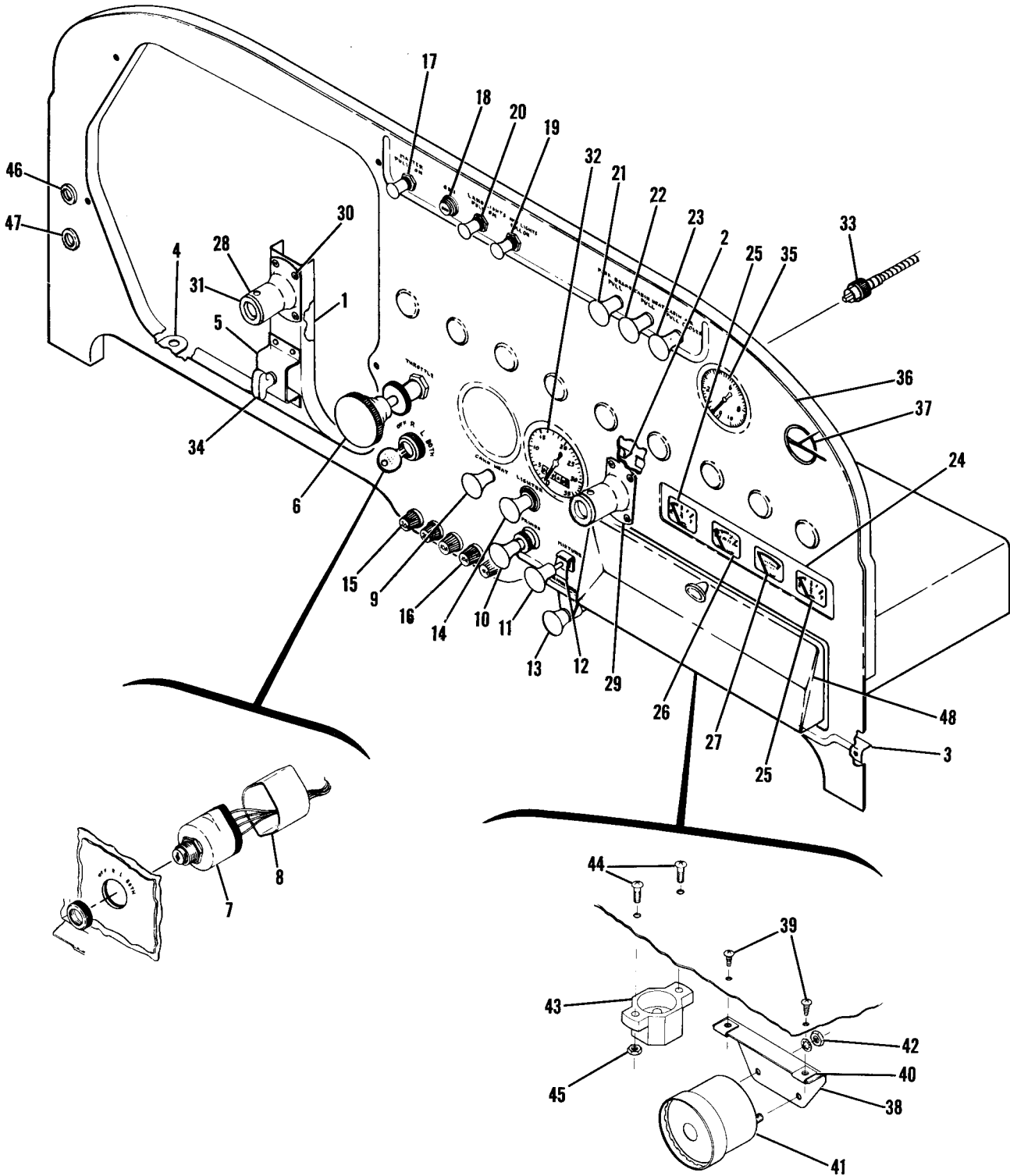
172 SERIAL 17258487 THRU 17263458
F172 SERIAL F17200655 THRU F17201234

Figure 98. Auxiliary Seat Installation



FIGURE AND INDEX NO.	PART NUMBER	DESCRIPTION	UNITS PER ASSY	USABLE ON CODE
98 -		1 2 3 4 5 6 7 AUXILIARY SEAT INSTALLATION -----		
	0515002-1 #	SEAT ASSEMBLY-AUXILIARY -----	NP	A
	0714005-2 #	SEAT ASSEMBLY-AUXILIARY -----	1	F
	0714005-1 #	SEAT ASSEMBLY-AUXILIARY -----	1	H
		ATTACHING PARTS	1	J
- 1	AN4-13A	BOLT -----	2	
- 2	AN960-416	WASHER -----	4	
- 3	MS21042L4	NUT -----	2	
- 4	0514042-1	BRACKET-SEAT MOUNT -----	2	
- 5	AN515-8R8	SCREW -----	4	
- 5A	0715026-1	RETAINER -----	2	J
- 5B	AN515-8R8	SCREW -----	4	J
- 5C	NAS686A08	NUTPLATE -----	4	J
		---*---		
- 6	S1021Z8-6	SCREW -----	2	
- 7	AN4-17A	BOLT -----	2	
- 8	AN960-416	WASHER -----	4	
- 9	MS21042L4	NUT -----	2	
-10	0515002-4 #	COVER ASSEMBLY-SEAT BACK -----	1	F
	0714005-3 #	COVER ASSEMBLY-SEAT BACK -----	1	G
-11	0515002-9	CUSHION-SEAT BACK -----	1	
-12	0515002-6 #	COVER ASSEMBLY-SEAT BOTTOM -----	1	F
	0714005-4 #	COVER ASSEMBLY-SEAT BOTTOM -----	1	G
-13	0515002-10	CUSHION-SEAT BOTTOM -----	1	
-14	0513065-1	REINFORCEMENT ASSEMBLY -----	2	B
	0513065-2	REINFORCEMENT ASSEMBLY -----	2	B
	0513065-5	REINFORCEMENT ASSEMBLY -----	2	C
	0513065-6	REINFORCEMENT ASSEMBLY -----	2	C
-15	NAS686A08	NUTPLATE -----	2	
-16	0711083-1	LATCH ASSEMBLY -----	2	
		ATTACHING PARTS		
-17	AN4-6A	BOLT -----	1	
-18	MS21042L4	NUT -----	1	
-19	AN960-416	WASHER -----	1	
		---*---		
-20	S1746W5	BELT ASSEMBLY-SAFETY CLOVE BROWN -----	1	
	S1746Y5	BELT ASSEMBLY-SAFETY BLJE -----	1	D
	S1746T5	BELT ASSEMBLY-SAFETY MARGOLD -----	1	D
	S1746V5	BELT ASSEMBLY-SAFETY LIGHT OLIVE -----	1	D
	S1746H5	BELT ASSEMBLY-SAFETY BLUE -----	1	E
	S1746G5	BELT ASSEMBLY-SAFETY GREEN -----	1	E
	S1746F5	BELT ASSEMBLY-SAFETY RED -----	1	E
	S1746B5	BELT ASSEMBLY-SAFETY BLACK -----	1	E
-21	0512169-1	BRACKET-LH -----	1	
	0512169-2	BRACKET-RH -----	1	
-22	0712009-2	SPACER -----	2	
<p>NOTE. #THIS PART NUMBER MUST HAVE A SECOND DASH ADDED TO DENOTE COLOR. REFER TO HOW TO ORDER UPHOLSTERED PARTS-PAGE XVIII.</p> <p>A---172 SERIAL 17258487 THRU 17263458 F172 SERIAL F17200655 THRU F17201234</p> <p>B---172 SERIAL 17258487 THRU 17259214 F172 SERIAL F17200655 THRU F17200719</p> <p>C---172 SERIAL 17259215 THRU 17263458 F172 SERIAL F17200720 THRU F17201234</p> <p>D---172 SERIAL 17258487 THRU 17259223 F172 SERIAL F17200655 THRU F17200754</p> <p>E---172 SERIAL 17259224 THRU 17201234 F172 SERIAL F17200755 THRU F17201234</p> <p>F---172 SERIAL 17258487 THRU 17259903 F172 SERIAL F17200655 THRU F17200804</p> <p>G---172 SERIAL 17259904 THRU 17263458 F172 SERIAL F17200805 THRU F17201234</p> <p>H---172 SERIAL 17259904 THRU 17261898 F172 SERIAL F17200805 THRU F17201034</p> <p>J---172 SERIAL 17261899 THRU 17263458 F172 SERIAL F17201035 THRU F17201234</p>				

Instruments



172 SERIAL 17249545 THRU 17250572
Figure 99. Stationary Instrument Panel Equipment Installation

FIGURE AND INDEX NO.	PART NUMBER	DESCRIPTION	UNITS PER ASSY	USABLE ON CODE
		1 2 3 4 5 6 7		
99 -		STATIONARY INSTRUMENT PANEL EQUIPMENT INSTALLATION -----	NP	A
	0513133-82	PANEL ASSEMBLY-STATIONARY -----	1	
- 1	0513133-20	STIFFENER -----	1	
- 2	0513133-4	STIFFENER-UPPER -----	1	
- 3	0513133-5	STIFFENER-LOWER -----	1	
- 4	0513316-9	PLATE-MOUNTING -----	1	
- 5	0513133-23	BRACKET-STARTER CONTROL -----	1	
- 6	S1222-2	CONTROL-THROTTLE -----	1	
- 7	0311038-2	SWITCH-IGNITION WHEN EXHAUSTED USE C292501-0203 -----	1	B
	C292501-0203	KIT-IGNITION SWITCH -----	1	B
- 8	0311777	SHIELD ASSEMBLY-SWITCH -----	1	B
	0713129-4	KIT-IGNITION SWITCH WHEN EXHAUSTED USE C292501-0102 -----	1	C
	C292501-0102	KIT-IGNITION SWITCH -----	1	C
	0713221-1	COVER ASSEMBLY-SWITCH -----	1	C
- 9	S1224-1	CONTROL-CARBURETOR HEAT -----	1	
-10	0311538-10	PRIMER ASSEMBLY WHEN EXHAUSTED USE 0311538-12 -----	1	
	0311538-12	PRIMER ASSEMBLY -----	1	
	S1240-5	KNOB-PRIMER -----	1	
-11	S1231-2	CONTROL-MIXTURE -----	1	
-12	0513173-1	CONTROL LOCK -----	1	
-13	S1239-14	CONTROL-STRAINER DRAIN -----	1	
	0756001-4	SUPPORT-STRAINER DRAIN CONTROL -----	1	
-14	0513039-7	LIGHTER ASSEMBLY-CIGAR CUNO -----	1	
	L4858-1	PLUG-HEATING CUNO -----	1	
	S1240-6	KNOB ASSEMBLY-LIGHTER -----	1	
-15	S1090-5	FUSEHOLDER -----	2	
	S1091-20	FUSE -----	2	
-16	S1090-3	FUSEHOLDER -----	3	
	S1091-16	FUSE -----	3	
-17	0713026-5	SWITCH-MASTER -----	1	
	S1416-1	KNOB-MASTER SWITCH -----	1	
-18	0513051-8	INDICATOR LIGHT-GENERATOR -----	1	
-19	0713026-4	SWITCH-NAVIGATION LIGHT -----	1	
	0713303-2	KNOB-NAVIGATION LIGHT SWITCH -----	1	
-20	0713035	SWITCH-LANDING LIGHT -----	1	
	0713303-2	KNOB-LANDING LIGHT SWITCH -----	1	
-21	S1239-1	CONTROL-PARKING BRAKE -----	1	
-22	S1239-7	CONTROL-CABIN HEAT -----	1	
-23	S1239-7	CONTROL-CABIN AIR -----	1	
-24	0513144-13	PANEL ASSEMBLY -----	1	
	0513144-15	PANEL ASSEMBLY USE WITH OIL COOLER ONLY -----	1	
		ATTACHING PARTS		
	AN51586R10	SCREW -----	2	
	AN34086	NUT -----	2	
	AN936A68	WASHER -----	2	
		-----*		
-25	0513144-14	GAGE-FUEL -----	2	
-26	0513144-8	GAGE-OIL PRESSURE DIRECT PRESSURE -----	1	
-27	0513144-7	GAGE-OIL TEMPERATURE -----	1	
	0513144-2	GAGE-OIL TEMPERATURE USE WITH OIL COOLER ONLY -----	1	
	Q500118-97	LINE-OIL PRESSURE GAGE TO FIREWALL -----	1	
-28	0513311-1	SUPPORT ASSEMBLY-CONTROL TUBE LH -----	1	
-29	0513311-2	SUPPORT ASSEMBLY-CONTROL TUBE RH -----	1	
		ATTACHING PARTS		
-30	AN515-6R8	SCREW -----	4	
	MS21044N06	NUT -----	4	
		-----*		
-31	0513056-3	GROMMET -----	2	
-32	S1305N6	TACHOMETER-RECORDING -----	1	
		ATTACHING PARTS		
	AN51586R12	SCREW -----	4	
	AN34086	NUT -----	4	
	AN936A68	WASHER -----	8	
		-----*		
-33	S1363-2	SHAFT-TACHOMETER DRIVE -----	1	
-34	0513187-3	CONTROL-STARTER REF 0513187-1 -----	1	B

CONTINUED ON NEXT PAGE

FIGURE AND INDEX NO.	PART NUMBER	DESCRIPTION	UNITS PER ASSY	USABLE ON CODE
99 -35	S1414N1	SUCTION GAGE REMANUFACTURED WEU C668540-0101 -----	1	
	C668540-0101	SUCTION GAGE -----	1	
	AN936A6B	ATTACHING PARTS -----		
	AN340B6	WASHER -----	4	
		NUT -----	4	
		-----*		
-36	0513133-87-418	PANEL ASSEMBLY-STATIONARY COVER -----	1	B
	0513133-86-418	PANEL ASSEMBLY-STATIONARY COVER -----	1	C
		ATTACHING PARTS -----		
	9960BK2215	STUD UC -----	4	
		-----*		
-37	0500052-1	EMBLEM -----	1	
-38	0713738-3	BRACKET-STALL WARNING HORN -----	1	
		ATTACHING PARTS -----		
-39	S102128-6	SCREW -----	2	
		-----*		
-40	NAS395-12-3	NUT -----	2	
-41	S1407-6	HORN ASSEMBLY-STALL WARNING -----	1	
-42	AN340B6	NUT -----	4	
	AN936A6	WASHER -----	2	
-43	CA-2	CIRCUIT BREAKER SPT -----	1	
		ATTACHING PARTS -----		
-44	AN515B6R10	SCREW -----	2	
-45	MS20365B632C	NUT -----	2	
		-----*		
-46	MS35489-11	GROMMET -----	1	
-47	MS35489-19	GROMMET -----	1	
-48	SEE FIG 107	MAP COMPARTMENT INSTALLATION -----	1	
<p>NOTE. *THIS KIT ALSO INCLUDES TWO DOOR LOCKS & KEYS</p> <p>A---172 SERIAL 17249545 THRU 17250572 172 SKYHAWK SERIAL 17249545 THRU 17250572 F172 SERIAL F172-0001 THRU F172-0018</p> <p>B---172 SERIAL 17249545 THRU 17250572 C---172 SKYHAWK SERIAL 17249545 THRU 17250572 F172 SERIAL F172-0001 THRU F172-0019</p>				

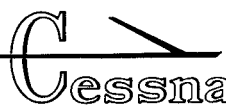
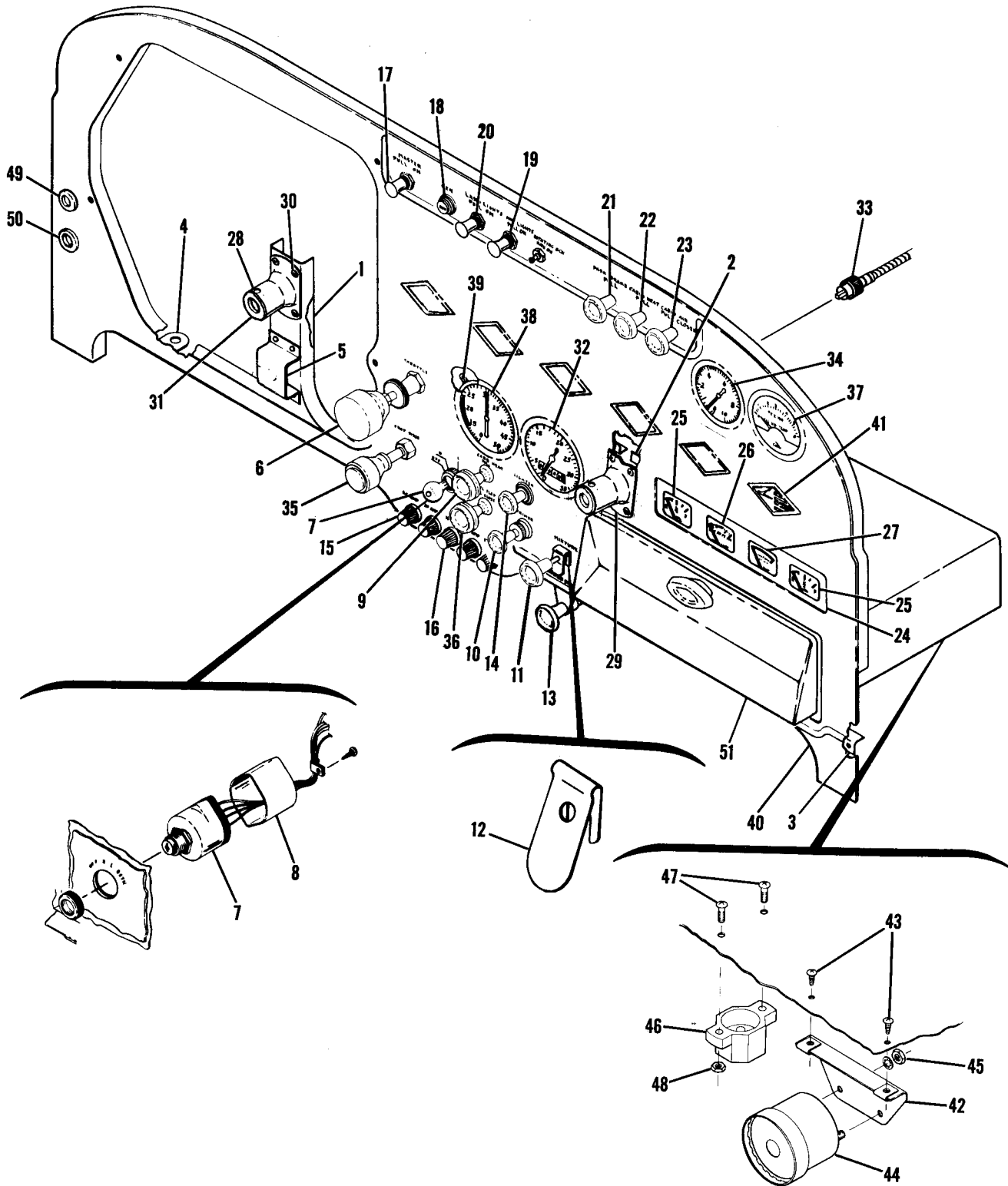


FIGURE AND INDEX NO.	PART NUMBER	DESCRIPTION	UNITS PER ASSY	USABLE ON CODE
100 -		1 2 3 4 5 6 7 STATIONARY INSTRUMENT PANEL EQUIPMENT INSTALLATION -----	NP	A
- 1	0513133-83	PANEL ASSEMBLY-STATIONARY -----	1	
- 2	0513133-20	STIFFENER -----	1	
- 3	0513133-4	STIFFENER-UPPER -----	1	
- 4	0513133-5	STIFFENER-LOWER -----	1	
- 4	0513316-9	PLATE-MOUNTING -----	1	
- 5	0513133-23	BRACKET -----	1	
- 6	S1222-4	CONTROL-THROTTLE -----	1	
- 7	0713129-4	KIT-IGNITION SWITCH WHEN EXHAUSTED USE C292501-0102 -----	1	
	C292501-0102	KIT-IGNITION SWITCH -----	1	
- 8	0713221-1	COVER ASSEMBLY-SWITCH -----	1	
- 9	S1224-2	CONTROL-CARBURETOR HEAT -----	1	
-10	0311538-10	PRIMER ASSEMBLY WHEN EXHAUSTED USE 0311538-12 -----	1	
	0311538-12	PRIMER ASSEMBLY -----	1	
	S1240-5	KNOB-PRIMER -----	1	
-11	S1231-3	CONTROL-MIXTURE -----	1	
-12	0513173-1	CONTROL LOCK -----	1	
-13	S1239-14	CONTROL-STRAINER DRAIN -----	1	
	0756001-4	SUPPORT-STRAINER DRAIN CONTROL -----	1	
-14	0513039-7	LIGHTER ASSEMBLY-CIGAR CUNO -----	1	
	L4858-1	PLUG-HEATING CUNO -----	1	
	S1240-6	KNOB-LIGHTER -----	1	
-15	S1090-5	FUSEHOLDER -----	2	
	S1090-20	FUSE -----	2	
-16	S1090-3	FUSEHOLDER -----	3	
	S1090-10	FUSE -----	3	
-17	0713026-5	SWITCH-MASTER -----	1	
	S1416-1	KNOB-MASTER SWITCH -----	1	
-18	0513051-8	INDICATOR LIGHT-GENERATOR -----	1	
-19	0713026-4	SWITCH-NAVIGATION LIGHT -----	1	
	0713303-2	KNOB-NAVIGATION LIGHT SWITCH -----	1	
-20	0713035	SWITCH-LANDING LIGHT -----	1	
	0713303-2	KNOB-LANDING LIGHT SWITCH -----	1	
-21	S1239-1	CONTROL-PARKING BRAKE -----	1	
-22	S1239-7	CONTROL-CABIN HEAT -----	1	
-23	S1239-7	CONTROL-CABIN AIR -----	1	
-24	0513144-15	PANEL ASSEMBLY -----	1	
		ATTACHING PARTS		
	AN515B6R10	SCREW -----	2	
	AN340B6	NUT -----	2	
	AN936A6B	WASHER -----	2	
		-----*		
-25	0513144-14	GAGE-FUEL -----	2	
-26	0513144-8	GAGE-OIL PRESSURE DIRECT PRESSURE -----	1	
-27	0513144-2	GAGE-OIL TEMPERATURE -----	1	
	AN123862	O RING OIL TEMP -----	1	
	0500118-12	LINE-OIL PRESS GAGE TO FIREWALL -----	1	
-28	0513311-1	SUPPORT ASSEMBLY-CONTROL TUBE LH -----	1	
-29	0513311-2	SUPPORT ASSEMBLY-CONTROL TUBE RH -----	1	
		ATTACHING PARTS		
-30	AN515B6R8	SCREW -----	4	
	AN340B6	NUT -----	4	
		-----*		
-31	0513056-3	GROMMET -----	2	
-32	S1410N1	TACHOMETER RECORDING -----	1	
		ATTACHING PARTS		
	AN515B6R12	SCREW -----	4	
	AN340B6	NUT -----	4	
	AN936A6B	WASHER -----	8	
		-----*		
-33	S1363-1	SHAFT-TACHOMETER DRIVE -----	1	

CONTINUED ON NEXT PAGE

Instruments (Cont)



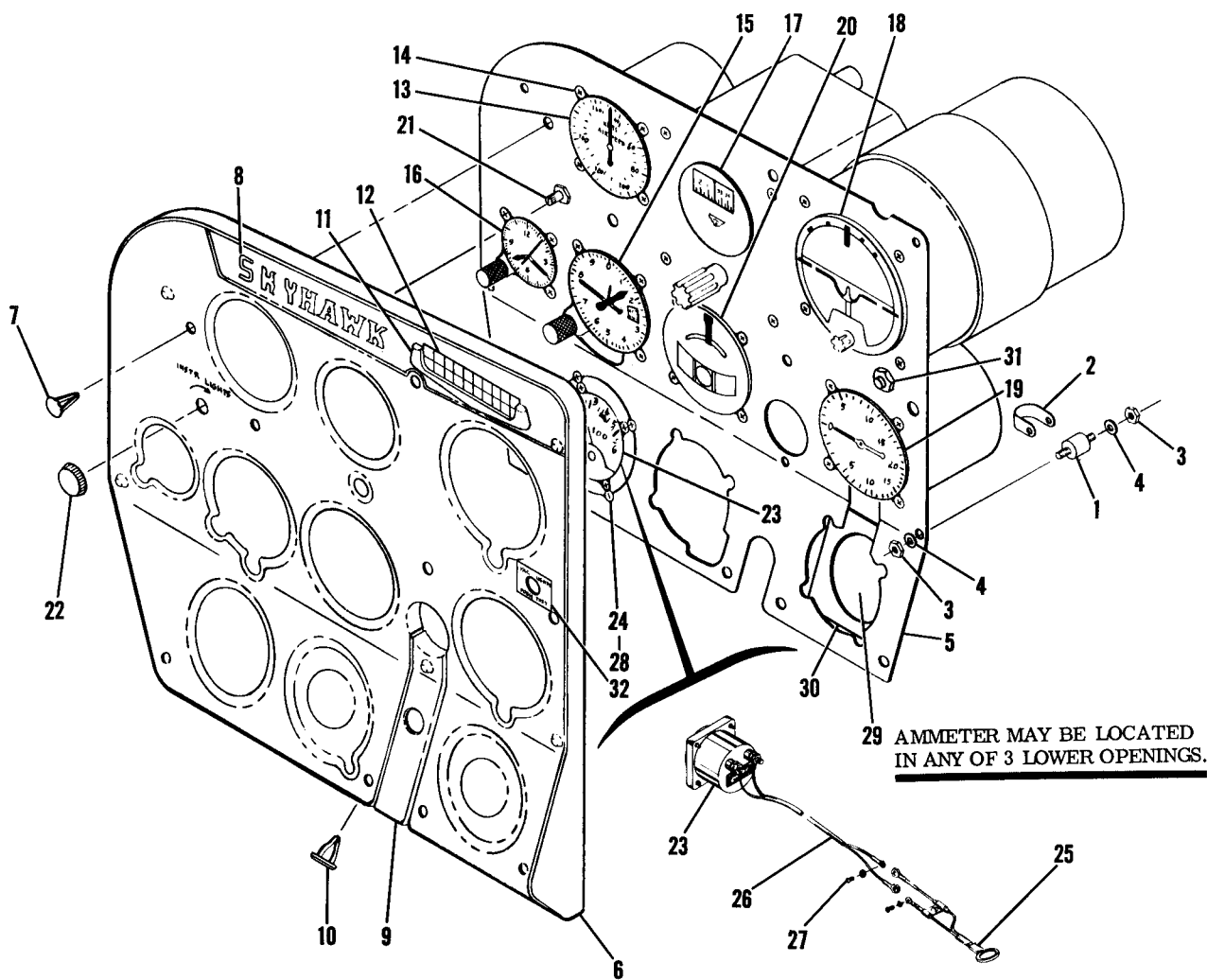
P172 SERIAL P17257120 THRU P17257188

Figure 100. Stationary Instrument Panel Equipment Installation



FIGURE AND INDEX NO.	PART NUMBER	DESCRIPTION	UNITS PER ASSY	USABLE ON CODE
		1 2 3 4 5 6 7		
100 -34	S1414N1 C668540-0101	SUCTION GAGE REMANUFACTURED WEU C668540-0101 ----- SUCTION GAGE ----- ATTACHING PARTS -----	1 1	
	AN936A6B AN34086	WASHER ----- NUT ----- -----*	4 4	
-35	S1223-1	CONTROL-PROPELLER -----	1	
-36	S1298-1	CONTROL-COWL FLAPS -----	1	
-37	S1307N1	GAGE-CYLINDER HEAD TEMP ----- ATTACHING PARTS -----	1	
	AN51586R12	SCREW ----- -----*	4	
	0311018-12 0311018-11	LEAD-THERMOCOUPLE ----- THERMOCOUPLE-CYLINDER HEAD TEMPERATURE -----	1 1	
-38	S1301N1	GAGE-MANIFOLD PRESSURE ----- ATTACHING PARTS -----	1	
-39	AN51586R12 AN34086 AN936A6B	SCREW ----- NUT ----- WASHER ----- -----*	4 4 4	
-40	0513133-92-418 0513133-89-418	PANEL ASSEMBLY-STATIONARY COVER ----- PANEL ASSEMBLY-STATIONARY COVER ----- ATTACHING PARTS -----	1 1	A B
	9960BK2215	STUD UC ----- -----*	4	
-41	0500053-1	EMBLEM -----	1	
-42	0713738-3	BRACKET-STALL WARNING HORN ----- ATTACHING PARTS -----	1	
-43	S1021Z8-6	SCREW ----- -----*	2	
	NAS395-12-3	NUT -----	2	
-44	S1407-6	HORN ASSEMBLY-STALL WARNING -----	1	
-45	AN34086 AN936-A6	NUT ----- WASHER -----	4 2	
-46	CA-2	CIRCUIT BREAKER SPT ----- ATTACHING PARTS -----	1	
-47	AN51586R10	SCREW -----	2	
-48	MS20365B632C	NUT ----- -----*	2	
-49	MS35489-11	GROMMET -----	1	
-50	MS35489-19	GROMMET -----	1	
-51	SEE FIG 107	MAP COMPARTMENT INSTALLATION -----	NP	
<p>NOTE. *THIS KIT ALSO INCLUDES TWO DOOR LOCKS AND KEYS</p> <p>A---P172 SERIAL P17257120 THRU P17257188 B---P172 SKYHAWK SERIAL P17257120 THRU P17257188 FP172 SERIAL FP172-0001 THRU FP172-0003</p>				

Instruments (Cont)



29 AMMETER MAY BE LOCATED
IN ANY OF 3 LOWER OPENINGS.

172 SERIAL 17249545 THRU 17250572
P172 SERIAL P17257120 THRU P17257188

Figure 101. Shock Mounted Instrument Panel Assembly

FIGURE AND INDEX NO.	PART NUMBER	DESCRIPTION	UNITS PER ASSY	USABLE ON CODE
101 -		PANEL ASSEMBLY-SHOCK MOUNTED INSTRUMENT ----- ATTACHING PARTS -----	NP	A
- 1	0411059-1	MOUNT-SHOCK -----	5	
- 2	0413247	STRAP-GROUND -----	1	
- 3	AN340B8	NUT -----	10	
- 4	AN936A8	WASHER -----	10	
		-----*		
- 5	0513133-2	PANEL-SHOCK MOUNTED INSTRUMENT -----	1	
- 6	0513133-72-418 *	COVER ASSEMBLY-SHOCK MOUNTED PANEL -----	1	D
	0513133-74-418 *	COVER ASSEMBLY-SHOCK MOUNTED PANEL SKYHAWK -----	1	C
	0513133-78-418 *	COVER ASSEMBLY-SHOCK MOUNTED PANEL -----	1	B
	0513133-94-418	COVER ASSEMBLY-SHOCK MOUNTED PANEL -----	1	F
	0513133-96-418	COVER ASSEMBLY-SHOCK MOUNTED PANEL -----	1	G
		ATTACHING PARTS -----		
- 7	49265F-52	FASTENER UC -----	9	
		-----*		
- 8	0513220-10	LETTERING-SKYHAWK -----	1	C
	0513220-2	INITIAL-S -----	1	C
	0513220-3	INITIAL-K -----	2	C
	0513220-4	INITIAL-Y -----	1	C
	0513220-8	INITIAL-H -----	1	C
	0513220-6	INITIAL-A -----	1	C
	0513220-9	INITIAL-W -----	1	C
- 9	0513133-70	FILLER-COVER ASSEMBLY -----	1	D
	0513133-71	FILLER-COVER ASSEMBLY -----	1	E
		ATTACHING PARTS -----		
-10	49265F-52	FASTENER UC -----	2	
		-----*		
-11	0813569-2	RETAINER-COMPASS CARD -----	1	
		ATTACHING PARTS -----		
	S1021Z4-8	SCREW -----	2	
	NAS446-1-3	NUT -----	2	
		-----*		
-12	0713028-8	CARD-COMPASS -----	1	
	0713028-3	COVER-COMPASS CARD -----	1	
-13	S1323N3	INDICATOR-AIRSPPEED -----	1	D
	S1470N9	INDICATOR-AIRSPPEED ALTERNATE -----	1	D
	S1324N5	INDICATOR-AIRSPPEED -----	1	B
	S1470N5	INDICATOR-AIRSPPEED ALTERNATE -----	1	B
	S1386N1	INDICATOR-AIRSPPEED KILOMETERS PER HOUR & MPH -----	1	D
	S1387N1	INDICATOR-AIRSPPEED KILOMETERS PER HOUR & MPH -----	1	B
		ATTACHING PARTS -----		
-14	AN515B6R16	SCREW -----	4	
	AN340B6	NUT -----	4	
	MS20365B632C	NUT ALTERNATE -----	4	
	AN936A6B	WASHER -----	4	
		-----*		
-15	S1314N1	ALTIMETER 20000 FT FOR VFR APPLICATIONS ONLY ----- WHEN EXHAUSTED USE C661011-0105 -----	1	
	S1313N1	ALTIMETER 30000 FT FOR VFR APPLICATIONS ONLY ----- WHEN EXHAUSTED USE C661011-0105 -----	1	C
	C661011-0202	ALTIMETER 35000 FT FOR VFR APPLICATIONS ONLY ----- WHEN EXHAUSTED USE C661011-0106 -----	1	
	S1384N1	ALTIMETER METERS & MILLIBARS -----	1	
	C661011-0105	ALTIMETER 20000 FT FEET & INCHES -----	1	
	C661011-0106	ALTIMETER 20000 FT FEET & MILLIBARS -----	1	
		ATTACHING PARTS -----		
	AN515B6R16	SCREW -----	4	
	AN340B6	NUT -----	4	
	AN936A6B	WASHER -----	4	
		-----*		
-16	CM2629N1	CLOCK 8 DAY -----	1	H
	S1317N1	CLOCK-ELECTRIC -----	1	J
		ATTACHING PARTS -----		
	AN515B6R12	SCREW -----	2	
		-----*		

CONTINUED ON NEXT PAGE

FIGURE AND INDEX NO.	PART NUMBER	DESCRIPTION	UNITS PER ASSY	USABLE ON CODE
101 -17	S1316N1	GYRO-DIRECTIONAL REMFRD WHEN EXHAUSTED SEE FIG 87A ---	1	
	S1327N1	INDICATOR-DIRECTIONAL GYRO-AZIMJTH TYPE 348 USED --- WITH VACUUM WARNING LIGHTS WHEN EXHAUSTED SEE FIG 87A	1	
	AN520B10R14	ATTACHING PARTS SCREW -----	4	
		-----*		
-18	S1309N1	GYRO-HORIZON REMFRD WHEN EXHAUSTED SEE FIG 87A -----	1	
	S1326N1	INDICATOR-GYRO HORIZON-TYPE 348 WITH VACUUM WARNING LIGHTS --- WHEN EXHAUSTED SEE FIG 87A	1	
	AN520B10R14	ATTACHING PARTS SCREW -----	4	
		-----*		
	330R	BULB -----	2	
-19	S1304N1	INDICATOR-VERTICAL SPEED REMANUFACTURED -----	1	
	S1392N1	INDICATOR-VERTICAL SPEED ALTERNATE -----	1	
	S1385N1	INDICATOR-VERTICAL SPEED 10 METERS PER MIN -----	1	
		ATTACHING PARTS SCREW -----	4	
	AN515B6R16	NUT -----	4	
	AN340B6	WASHER -----	4	
	AN936A6B	-----*		
-20	S1302N1	INDICATOR-TURN & BANK 12V REMANUFACTURED -----	1	
	S1413N1	INDICATOR-TURN & BANK ALTERNATE -----	1	
	AN515B6R12	ATTACHING PARTS SCREW -----	4	
	AN340B6	NUT -----	4	
	AN936A6B	WASHER -----	4	
		-----*		
-21	0413126-10	RHEOSTAT ASSEMBLY -----	1	
-22	0413126-3	KNOB -----	1	
		CYLINDER HEAD TEMPERATURE GAGE INSTALLATION -----	1	D
-23	S1307N1	GAGE-CYLINDER HEAD TEMPERATURE REMANUFACTURED -----	1	D
		ATTACHING PARTS SCREW -----	4	D
-24	AN515B6R12	SCREW -----	4	D
	AN515B6R6	NUT -----	8	D
	MS21044N06	COVER -----	1	D
	0411897-3	-----*		
-25	0311018-11	THERMOCOUPLE -----	1	D
	0311018-9	THERMOCOUPLE ALTERNATE -----	1	D
-26	0311018-10	LEAD -----	1	D
		ATTACHING PARTS SCREW -----	2	D
-27	AN515B6-5	LUG -----	1	D
	0550222-2	SCREW -----	1	D
	S1021Z8-8	CLAMP TIN -----	1	D
	S1485D2L	-----*		
-28	S1311N1	GAGE-CARBURETOR AIR TEMPERATURE -----	1	
		ATTACHING PARTS SCREW -----	4	
	AN515B6R12	NUT -----	4	
	AN340B6	ADAPTER PLATE -----	1	
	0411897-3	SCREW -----	4	
	AN515B6R12	WASHER -----	4	
	AN936A6B	NUT -----	4	
	AN340B6	-----*		

CONTINUED ON NEXT PAGE



FIGURE AND INDEX NO.	PART NUMBER	DESCRIPTION							UNITS PER ASSY	USABLE ON CODE
		1	2	3	4	5	6	7		
101 -29	S1320-1	AMMETER -----							1	
-30	0700036-2	PLATE-ADAPTER -----							1	
	AN515-6R6	ATTACHING PARTS -----								
	MS21044V06	SCREW -----							4	
		NUT -----							4	
		*-----								
-31	S1284-1	SWITCH-PUSH BUTTON VACUUM PRESS TO TEST -----							1	
-32	0713705-2 **	PLACARD-VACUUM LIGHTS PRESS TO TEST -----							1	
<p>NOTE. *WHEN ORDERING THIS PART FOR AIRPLANES EQUIPPED WITH VACUUM SWITCH, ALSO ORDER PART MARKED **.</p> <p>A---172 SERIAL 17249545 THRU 17250572 F172 SERIAL F172-0001 THRU F172-0018 P172 SERIAL P17257120 THRU P17257188 FP172 SERIAL FP172-0001 THRU FP172-0003</p> <p>B---P172 SERIAL P17257120 THRU P17257188 FP172 SERIAL FP172-0001 THRU FP172-0003</p> <p>C---172 SKYHAWK SERIAL 17249545 THRU 17250572 P172 SKYHAWK SERIAL P17257120 THRU P17257188</p> <p>D---172 SERIAL 17249545 THRU 17250572 F172 SERIAL F172-0001 THRU F172-0018</p> <p>E---P172 SERIAL P17257120 THRU P17257188 P172 SKYHAWK SERIAL P17257120 THRU P17257188 172 SKYHAWK SERIAL 17249545 THRU 17250572</p> <p>F---P172 SERIAL P17257143 THRU P17257188 FP172 SERIAL FP172-0001 THRU FP172-0003</p> <p>G---172 SKYHAWK SERIAL 17249722 THRU 17250572 P172 SKYHAWK SERIAL P17257143 THRU P17257188</p> <p>H---172 SERIAL 17249545 THRU 17249945 P172 SERIAL P17257120 THRU P17257162</p> <p>J---172 SERIAL 17249946 THRU 17250572 F172 SERIAL F172-0001 THRU F172-0018 P172 SERIAL P17257163 THRU P17257188 FP172 SERIAL FP172-0001 THRU FP172-0003</p>										

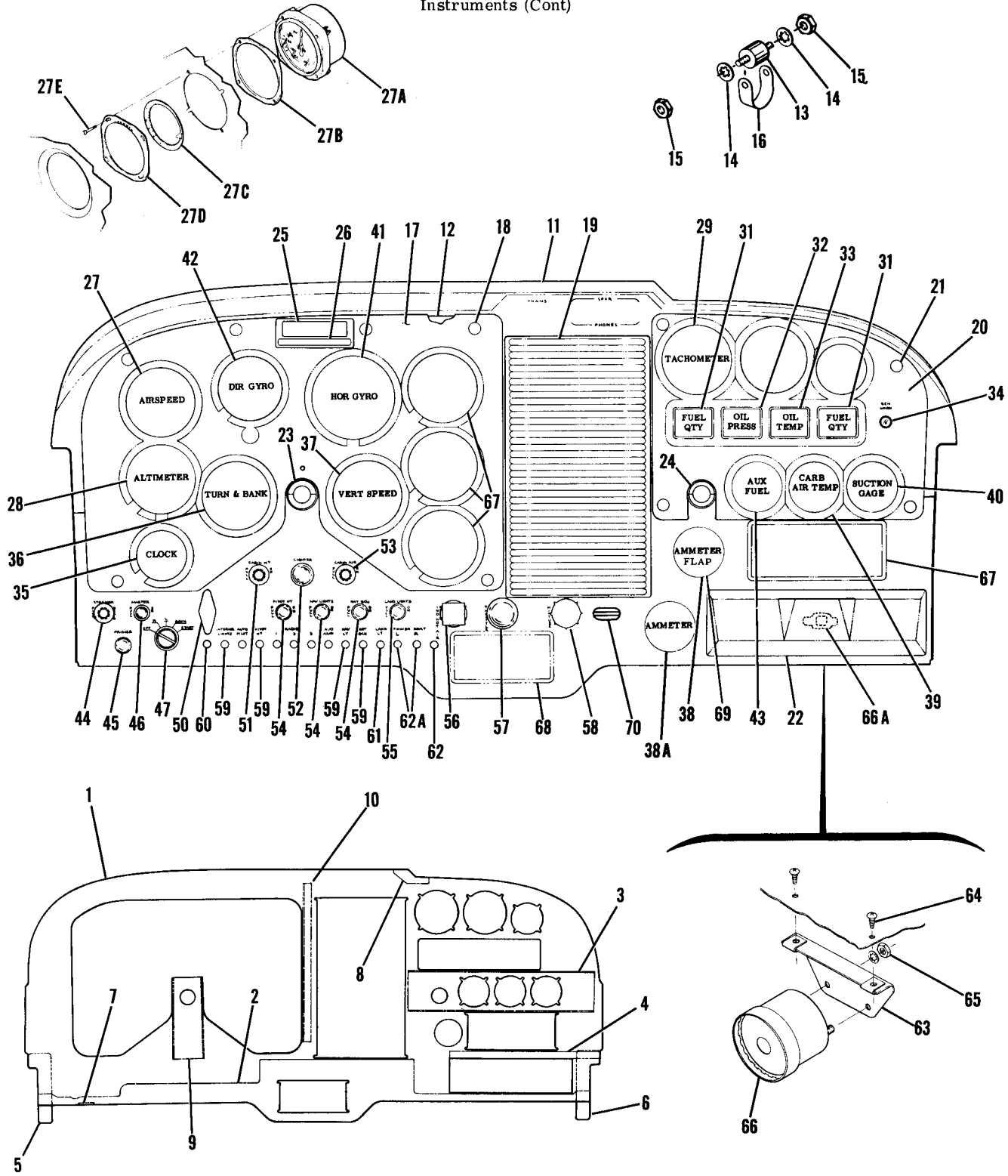
This page intentionally left blank.



FIGURE AND INDEX NO.	PART NUMBER	DESCRIPTION	UNITS PER ASSY	USABLE ON CODE
		1 2 3 4 5 6 7		
102 -		INSTRUMENT PANEL EQUIPMENT INSTALLATION -----	NP	A
- 1	0513316-200	PANEL ASSEMBLY-STATIONARY -----	1	D
	0513316-201	PANEL ASSEMBLY-STATIONARY -----	1	F
- 2	0513316-4	STIFFENER -----	1	
- 3	0513316-5	STIFFENER -----	1	
- 4	0513316-6	ANGLE -----	1	
- 5	0513316-7	SUPPORT-LH -----	1	
- 6	0513316-8	SUPPORT-RH -----	1	
- 7	0513316-9	MOUNT PLATE-JACK PHONE -----	1	
- 8	0513316-10	GUSSET -----	1	
- 9	0513316-11	CHANNEL -----	1	
-10	0513316-12	ANGLE -----	1	
-11	0513319-1-418	COVER-STATIONARY PANEL WHEN EXHAUSTED -----	1	B
		USE 0513319-8-418 & 0513319-11-418		
	0513319-2-418	COVER-STATIONARY PANEL SKYHAWK ONLY WHEN EXHAUSTED -----	1	C
		USE 0513319-9-418 & 0513319-11-418		
	0513319-8-418	COVER-STATIONARY PANEL LOWER -----	1	D
	0513319-9-418	COVER-STATIONARY PANEL LOWER -----	1	E
	0513319-12	COVER-STATIONARY PANEL LOWER STANDARD 172 -----	1	F
	0513319-13	COVER-STATIONARY PANEL LOWER SKYHAWK -----	1	G
	0513319-18-418	COVER-STATIONARY PANEL UPPER -----	1	D
	0513319-18	COVER-STATIONARY PANEL UPPER -----	1	F
-12	0513316-3	SHOCK PANEL -----	1	L
	0513316-25	SHOCK PANEL USE WITH C651001-0201 & C661002-0201 -----	1	M
		GYROS ONLY		
		ATTACHING PARTS		
-13	0411059-1	MOUNT -----	4	
-14	AN936A8	WASHER -----	8	
-15	AN340B8	NUT -----	8	
-16	0413247	STRAP-GROUND -----	1	
	S1021Z4-6	SCREW LOWER COVER ONLY -----	3	
		---*---		
-17	0513319-21	COVER-SHOCK PANEL -----	1	L
	0513319-17	COVER-SHOCK PANEL USE WITH C661001-0201 & C661002-0201 -----	1	M
		GYROS ONLY		
		ATTACHING PARTS		
-18	0513351-1	SCREW POST -----	4	
	XH99608-F1099	STUD UC -----	1	
		---*---		
-19	0513319-5	COVER-RADIO CUTOUT -----		
-20	0513319-4-418	COVER-ENGINE INSTRUMENTS -----	1	D
	0513319-4	COVER-ENGINE INSTRUMENTS -----	1	F
		ATTACHING PARTS		
-21	0513351-1	SCREW POST -----	4	
	AN515-8R12	SCREW -----	4	
	NAS43DD3-22	SPACER -----	4	
	AN340B8	NUT -----	4	
		---*---		
-22	SEE FIG 107	MAP COMPARTMENT INSTALLATION -----	1	
-23	0513311-1	SUPPORT ASSEMBLY-LH -----	1	
-24	0513311-2	SUPPORT ASSEMBLY-RH -----	1	
		ATTACHING PARTS		
	AN515-6R8	SCREW RH ONLY -----	4	
	MS21044N06	NUT RH ONLY -----	4	
	AN515B6R8	SCREW LH ONLY -----	4	
	AN340B6	NUT LH ONLY -----	4	
		---*---		
-25	0513056-3	GROMMET -----	2	
	0713028-8	CARD-COMPASS -----	1	
	0713028-3	COVER-COMPASS CARD -----	1	
-26	0813569-2	RETAINER-COMPASS CARD -----	1	
		ATTACHING PARTS		
	S1021Z4-8	SCREW -----	2	
	NAS446-1-3	NUT -----	2	
		---*---		
-27	S1470N9	INDICATOR-AIR SPEED -----	1	
		ATTACHING PARTS		
	AN515B6R16	SCREW -----	4	
		---*---		

CONTINUED ON NEXT PAGE

Instruments (Cont)



172 SERIAL 17250573 THRU 17254892
 Figure 102. Instrument Panel Equipment Installation

FIGURE AND INDEX NO.	PART NUMBER	DESCRIPTION	UNITS PER ASSY	USABLE ON CODE
		1 2 3 4 5 6 7		
102 -		TRUE AIRSPEED INDICATOR INSTALLATION -----	NP	K
-27A	C661010-0102	INDICATOR-AIRSPEED -----	1	
-27B	0700162-6	SPACER -----	1	
-27C	0700189-4	RING ASSEMBLY-TRUE AIRSPEED WEU 0700189-6 -----	1	
	0700189-6	RING ASSEMBLY-TRUE AIRSPEED -----	1	
-27D	0700162-1	RETAINER ASSEMBLY -----	1	
		ATTACHING PARTS -----		
-27E	AN51586R16	SCREW -----	4	
		---*---		
-28	S1314N1	ALTIMETER 20000 FT FOR VFR APPLICATIONS ONLY -----	1	
		WHEN EXHAUSTED USE C661011-0105 -----		
	S1313N1	ALTIMETER 35000 FT FOR VFR APPLICATIONS ONLY -----	1	
		WHEN EXHAUSTED USE C661011-0105 -----		
	S1432N1	ALTIMETER 35000 FT FT & MILLIBARS FOR VFR -----	1	
		APPLICATIONS ONLY WHEN EXHAUSTED USE C661011-0106 -----		
	C661011-0105	ALTIMETER 20000 FT FEET & INCHES -----	1	
	C661011-0106	ALTIMETER 20000 FT FEET & MILLIBARS -----	1	
		ATTACHING PARTS -----		
	AN51586R16	SCREW -----	4	
		---*---		
-29	S1305-6	TACHOMETER -----	1	B
		ATTACHING PARTS -----		
	AN51586R12	SCREW -----	4	
	NAS430D1-22	SPACER -----	4	
	AN936A6B	WASHER -----	8	
	AN340B6	NUT -----	4	
		---*---		
	S1605-3	SHAFT-TACHOMETER DRIVE -----	1	
-30		DELETED NEVER USED -----		
	0513144-13	PANEL ASSEMBLY-INSTRUMENT -----	1	J
	0513144-15	PANEL ASSEMBLY-INSTRUMENT USED WITH OIL COOLER -----	1	J
	0513144-18	PANEL ASSEMBLY-INSTRUMENT -----	1	K
		ATTACHING PARTS -----		
	AN51586R8	SCREW -----	2	
	NAS430D1-9	SPACER -----	2	
	AN936A6B	WASHER -----	2	
	AN340B6	NUT -----	2	
		---*---		
-31	0513144-14	GAGE-FUEL QUANTITY -----	2	
-32	0513144-8	GAGE-OIL PRESSURE -----	1	
-33	0513144-7	GAGE-OIL TEMPERATURE -----	1	J
	0513144-2	GAGE-OIL TEMPERATURE USED WITH OIL COOLER -----	1	J
	0513144-17	GAGE-OIL TEMP -----	1	K
	AN123862	O RING OIL TEMP -----	1	
-34	0513051-8	LIGHT-CHARGE INDICATOR -----	1	
-35	S1317N1	CLOCK-ELECTRIC -----	1	
		ATTACHING PARTS -----		
	AN51586R12	SCREW -----	4	
		---*---		
-36	S1302N1	INDICATOR-TURN & BANK -----	1	
	S1413N1	INDICATOR-TURN & BANK ALTERNATE -----	1	
		ATTACHING PARTS -----		
	AN51586R12	SCREW -----	2	
		---*---		
-37	S1304N1	INDICATOR-VERTICAL SPEED -----	1	
	S1392N1	INDICATOR-VERTICAL SPEED ALTERNATE -----	1	
		ATTACHING PARTS -----		
	AN51586R12	SCREW -----	4	
		---*---		
-38	S1319-1	AMMETER -----	1	D
-38A	S1319-1	AMMETER -----	1	F
	S1320-1	AMMETER USED WITH ALTERNATOR ONLY -----	1	
-39	S1311-1	GAGE-CARBURETOR AIR TEMPERATURE -----	1	B
		ATTACHING PARTS -----		
	AN51586R12	SCREW -----	4	B
	AN936A6B	WASHER -----	4	B
	AN340B6	NUT -----	4	B
		---*---		
-40	0550209-1	PROBE -----	1	B
	S1414N1	SUCTION GAGE WEU C668540-0101 -----	1	
	C668540-0101	SUCTION GAGE -----	1	
		ATTACHING PARTS -----		
	AN51586R12	SCREW -----	4	
	NAS395-6-3	NUT -----	4	
		---*---		

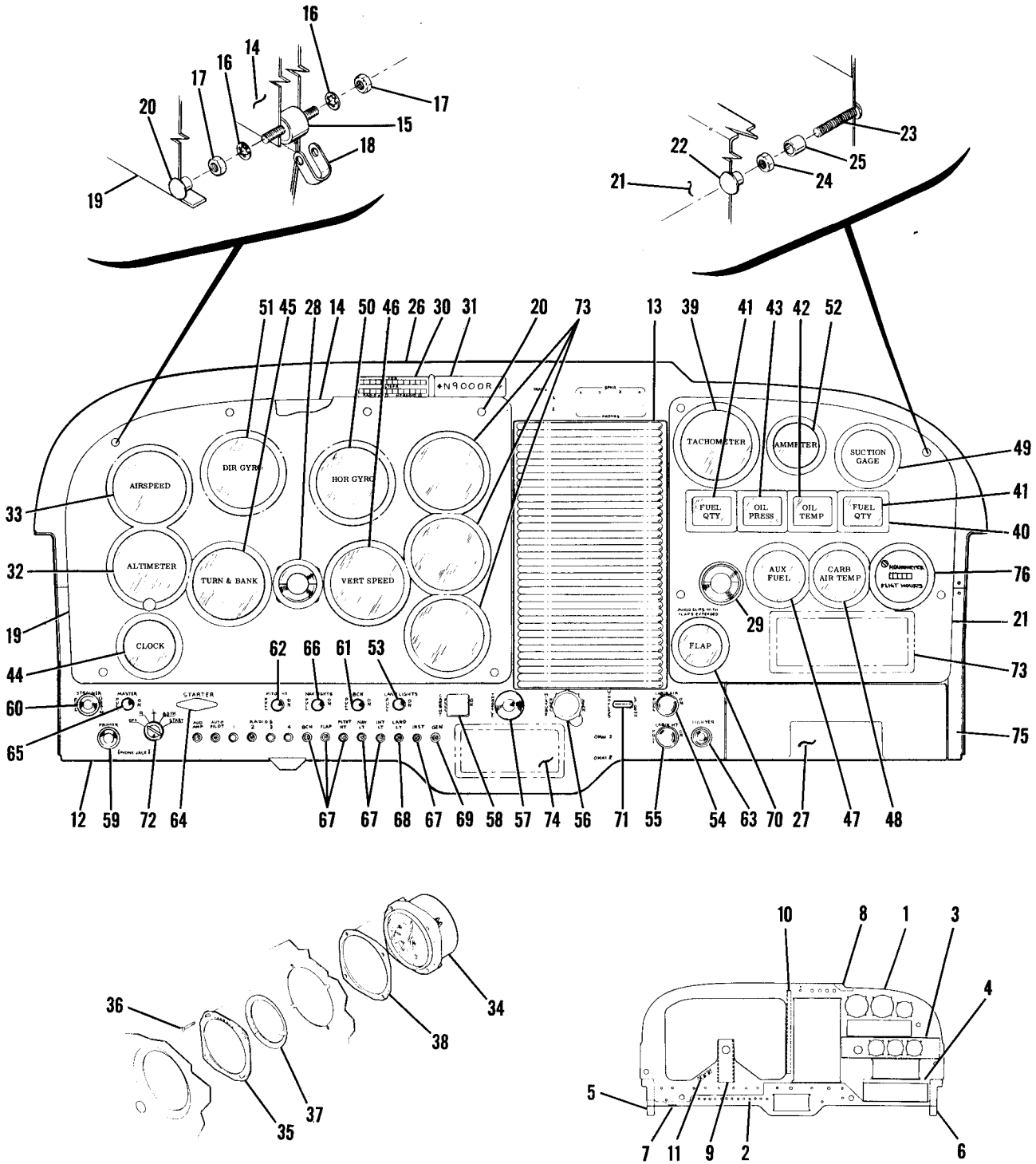
CONTINUED ON NEXT PAGE

FIGURE AND INDEX NO.	PART NUMBER	DESCRIPTION	UNITS PER ASSY	USABLE ON CODE
102 -41	S1309N1	GYRO-HORIZON REMANUFACTURED WHEN EXHAUSTED -----	1	D
		USE C661001-0101		
	S1326N1	INDICATOR-GYRO HORIZON TYPE 348 USED WITH -----	1	D
		VACUUM WARNING LIGHTS WHEN EXHAUSTED SEE FIG 87A		
	C661001-0101	GYRO-HORIZON REMFD WHEN EXHAUSTED SEE FIG 87A -----	1	N
	C661001-0201	GYRO-HORIZON NEW -----	1	M
	30475-0000	GYRO-HORIZON ARC -----	1	F
-42	S1316N1	GYRO-DIRECTIONAL REMANUFACTURED WHEN EXHAUSTED -----	1	D
		USE C661002-0101		
	S1327N1	INDICATOR-DIRECTIONAL GYRO TYPE 348 USED WITH -----	1	D
		VACUUM WARNING LIGHTS WHEN EXHAUSTED SEE FIG 87A		
	C661002-0101	GYRO-DIRECTIONAL REMFD WHEN EXHAUSTED SEE FIG 87A -----	1	N
	C661002-0201	GYRO-DIRECTIONAL NEW -----	1	M
	30370-0100	GYRO-DIRECTIONAL ARC -----	1	F
		ATTACHING PARTS		
	AN520B10R14	SCREW -----	4	
	AN515B6R12	SCREW -----	4	M
		-----*-----		
-43	782-5	GAGE-AUXILIARY FUEL JAVE -----	1	
-44	S1239-16	CONTROL ASSEMBLY-STRAINER -----	1	R
	S1239-20	CONTROL ASSEMBLY-STRAINER -----	1	S
-45	0311538-12	PRIMER ASSEMBLY -----	1	
	S1240-5	KNOB-PRIMER -----	1	
-46	0713026-5	SWITCH-MASTER -----	1	
	S1416-1	KNOB-MASTER SWITCH -----	1	
	0513357-1	INSULATOR -----	1	
-47	0311038-2	SWITCH-IGNITION STD 172 ONLY WHEN EXHAUSTED -----	1	B
		USE C292501-0203		
	C292501-0203	KIT-IGNITION SWITCH STANDARD 172 -----	1	B
	0713129-4	KIT-IGNITION SWITCH WHEN EXHAUSTED USE C292501-0102 -----	1	C
	C292501-0102	KIT-IGNITION SWITCH WHEN EXHAUSTED USE C292501-0104 -----	1	C
	0713221-1	COVER ASSEMBLY-SWITCH -----	1	
-48		DELETED-NEVER USED -----		
-49		DELETED-NEVER USED -----		
	0713303-2	KNOB-SWITCH -----	1	
-50	0513187-5	CONTROL ASSEMBLY-STARTER STANDARD 172 ONLY -----	1	B
-51	S1239-15	CONTROL ASSEMBLY-CABIN HEAT -----	1	
-52	0513039-7	LIGHTER ASSEMBLY-CIGAR CUNO -----	1	
	L4858-1	PLUG-HEATING CUNO -----	1	
	S1240-6	KNOB-CIGAR LIGHTER -----	1	
-53	S1239-15	CONTROL ASSEMBLY-CABIN AIR -----	1	
-54	0713026-4	SWITCH -----	3	
-55	0713035	SWITCH-LANDING LIGHT -----	1	
	0713303-2	KNOB-SWITCH -----	4	
-56	S1224-4	CONTROL ASSEMBLY-CARBURETOR HEAT -----	1	J
	S1230-7	CONTROL ASSEMBLY-CARBURETOR HEAT -----	1	K
-57	S1222-7	CONTROL ASSEMBLY-THROTTLE -----	1	B
	1213646-2	WASHER BETWEEN ROYALITE & CONTROL -----	1	
-58	S1231-2	CONTROL ASSEMBLY-MIXTURE -----	1	B
	0513173-1	CONTROL LOCK -----	1	B
-59	S1360-10	CIRCUIT BREAKER -----	4	
-60	S1360-15	CIRCUIT BREAKER -----	1	
-61	S1360-20	CIRCUIT BREAKER -----	1	
-62	S1360-20	CIRCUIT BREAKER -----	1	
-62A	S1360-20	CIRCUIT BREAKER -----	2	B
-63	0713738-3	BRACKET ASSEMBLY-STALL WARNING HORN -----	1	H
		ATTACHING PARTS		
-64	S102128-6	SCREW -----	2	
		-----*-----		
-65	NAS395-12-3	NUT -----	2	
-66	S1407-6	HORN ASSEMBLY-STALL WARNING -----	1	

CONTINUED ON NEXT PAGE

FIGURE AND INDEX NO.	PART NUMBER	DESCRIPTION	UNITS PER ASSY	USABLE ON CODE
102 -66A	CA-2	1 2 3 4 5 6 7 CIRCUIT BREAKER SPT -----	1	
-67		RADIO INSTALLATIONS-SEE ELECTRONICS MANUAL -----	AR	
-68		NAV-O-MATIC INSTALLATION-SEE ELECTRONICS MANUAL -----	AR	
-69	C668001-0103 **	INDICATOR-FLAP -----	1	
	S1558-1	BRACKET-FLAP INDICATOR -----	1	K
-70	0760632-1	SWITCH ASSEMBLY-FLAP -----	1	P
	S1661-1	SWITCH ASSEMBLY-FLAP -----	1	Q
	0813526-6	KNOB-FLAP SWITCH -----	1	F
	S1216-4	NUT-FLAP SWITCH -----	1	F
<p>NOTE *THIS KIT ALSO INCLUDES TWO DOOR LOCK & KEYS</p> <p>NOTE. □THIS PART NUMBER MUST HAVE A SECOND DASH NUMBER ADDED TO DENOTE COLOR. REFER TO HOW TO ORDER INTERIOR PARTS-PAGE XIX.</p> <p>NOTE. **WHEN C668001-0103 INDICATOR IS USED ON AIRPLANES PRIOR TO SERIAL 17253393 OR F172-0180 THE C590501-0101 TRANSMITTER MUST BE USED.</p> <p>A---172 SERIAL 17250573 THRU 17254892 172 SKYHAWK SERIAL 17250573 THRU 17254892 F172 SERIAL F172-0019 THRU F172-0319</p> <p>B---172 SERIAL 17250573 THRU 17254892 F172 SERIAL F172-0019 THRU F172-0319</p> <p>C---172 SKYHAWK SERIAL 17250573 THRU 17254892 F172 SERIAL F172-0019 THRU F172-0319</p> <p>D---172 SERIAL 17250573 THRU 17251822 F172 SERIAL F172-0019 THRU F172-0085</p> <p>E---172 SKYHAWK SERIAL 17250573 THRU 17251822 F172 SERIAL F172-0019 THRU F172-0085</p> <p>F---172 SERIAL 17251823 THRU 17254892 F172 SERIAL F172-0086 THRU F172-0319</p> <p>G---172 SKYHAWK SERIAL 17251823 THRU 17254892 F172 SERIAL F172-0086 THRU F172-0319</p> <p>H---172 SERIAL 17251196 THRU 17254892 F172 SERIAL F172-0051 THRU F172-0319</p> <p>J---172 SERIAL 17250573 THRU 17253392 F172 SERIAL F172-0019 THRU F172-0179</p> <p>K---172 SERIAL 17253393 THRU 17254892 F172 SERIAL F172-0180 THRU F172-0319</p> <p>L---172 SERIAL 17250573 THRU 17252758 172 SERIAL 17252902 THRU 17254892 F172 SERIAL F172-0019 THRU F172-0319</p> <p>M---172 SERIAL 17252759 THRU 17252901</p> <p>N---172 SERIAL 17251823 THRU 17252758 172 SERIAL 17252902 THRU 17254892 F172 SERIAL F172-0086 THRU F172-0319</p> <p>P---172 SERIAL 17251823 THRU 17254274 F172 SERIAL F172-0086 THRU F172-0319</p> <p>Q---172 SERIAL 17254275 THRU 17254892 F172 SERIAL F172-0320 THRU F172-0319</p> <p>R---172 SERIAL 17250573 THRU 17252533 F172 SERIAL F172-0019 THRU F172-0139</p> <p>S---172 SERIAL 17252534 THRU 17254892 F172 SERIAL F172-0140 THRU F172-0319</p>				

Instruments (Cont)



172 SERIAL 17254893 THRU 17256512
 F172 SERIAL F172-0320 THRU F172-0559

Figure 103. Instrument Panel Equipment Installation

FIGURE AND INDEX NO.	PART NUMBER	DESCRIPTION	UNITS PER ASSY	USABLE ON CODE
		1 2 3 4 5 6 7		
103 -		INSTRUMENT PANEL EQUIPMENT INSTALLATION -----	NP	A
- 1	0513316-202	PANEL ASSEMBLY-STATIONARY -----	1	
- 2	0513316-19	STIFFENER-INSTRUMENT PANEL -----	1	
- 3	0513316-5	STIFFENER-INSTRUMENT PANEL -----	1	
- 4	0513316-6	ANGLE-INSTRUMENT PANEL -----	1	
- 5	0513316-7	SUPPORT-LH -----	1	
- 6	0513316-8	SUPPORT-RH -----	1	
- 7	0513316-9	MOUNT PLATE -----	1	
- 8	0513316-10	GUSSET -----	1	
- 9	0513316-11	CHANNEL-CONTROL SUPPORT -----	1	
-10	0513316-12	ANGLE -----	1	
-11	0713856-2	SUPPORT ASSEMBLY-DIODE BOARD -----	1	
-12	0513390-1	COVER ASSEMBLY-STATIONARY PANEL LWR SKYHAWK -----	1	
	0513390-6	COVER ASSEMBLY-STATIONARY PANEL LWR STANDARD 172 -----	1	
-13	0513319-5	COVER-RADIO -----	1	
-14	0513316-16	SHOCK PANEL -----	1	
		ATTACHING PARTS		
-15	0411059-3	MOUNT-SHOCK MAXIMUM QUAN 6 -----	4	
-16	AN936A8	WASHER -----	8	
-17	AN340B8	NUT -----	8	
-18	0413247	STRAP-GROUND -----	1	
		-----*		
-19	0513390-11	COVER-SHOCK PANEL -----	1	
		ATTACHING PARTS		
-20	0513351-1	SCREW POST -----	4	
		-----*		
-21	0513390-9	COVER-ENGINE INSTRUMENT -----	1	
		ATTACHING PARTS		
-22	0513351-1	SCREW POST -----	4	
-23	AN515-BR10	SCREW -----	4	
-24	AN340B8	NUT -----	4	
-25	NAS430D3-24	SPACER -----	4	
		-----*		
-26	0513390-10	COVER ASSEMBLY-STATIONARY PANEL UPPER -----	1	
		ATTACHING PARTS		
	0513393-1	RETAINER -----	1	
	S1023A6-10B	SCREW -----	6	
	S1067B1	WASHER -----	6	
		-----*		
-27	SEE FIG 107	MAP BOX & DOOR INSTALLATION -----	1	
-28	0513311-1	SUPPORT ASSEMBLY-CONTROL LH -----	1	
-29	0513311-2	SUPPORT ASSEMBLY-CONTROL RH -----	1	
		ATTACHING PARTS		
	AN515B6R8	SCREW LH -----	4	
	AN340B6	NUT LH -----	4	
	AN515B6R8	SCREW RH -----	4	
	MS21044N06	NUT RH -----	4	
		-----*		
	0513056-3	GROMMET -----	2	
-30	0400210-1	PLACARD-COMPASS CORRECTION -----	1	
-31		PLACARD-CALL NUMBERS -----	NP	
-32	C661011-0105	ALTIMETER-SENSITIVE 20000 FT FEET & INCHES -----	1	B
	C661011-0106	ALTIMETER-SENSITIVE 20000 FT FEET & MILLIBARS -----	1	C
	C661012-0101	ALTIMETER -----	1	B
	S1314N1	ALTIMETER ALTERNATE -----	1	B
		ATTACHING PARTS		
	AN515B6R16	SCREW -----	4	
		-----*		
-33	S1470N9	INDICATOR-AIR SPEED -----	1	
		ATTACHING PARTS		
	AN515B6R16	SCREW -----	4	
		-----*		
-34	C661010-0102	TRUE AIRSPEED INDICATOR INSTALLATION -----	NP	
-35	0700162-1	INDICATOR-AIRSPEED -----	1	
		RETAINER ASSEMBLY -----	1	
		ATTACHING PARTS		
-36	AN515B6R16	SCREW -----	4	
		-----*		
-37	0700189-4	RING ASSEMBLY-TRUE AIRSPEED WEU 0700189-6 -----	1	
	0700189-6	RING ASSEMBLY-TRUE AIRSPEED -----	1	
-38	0700162-6	SPACER -----	1	

CONTINUED ON NEXT PAGE

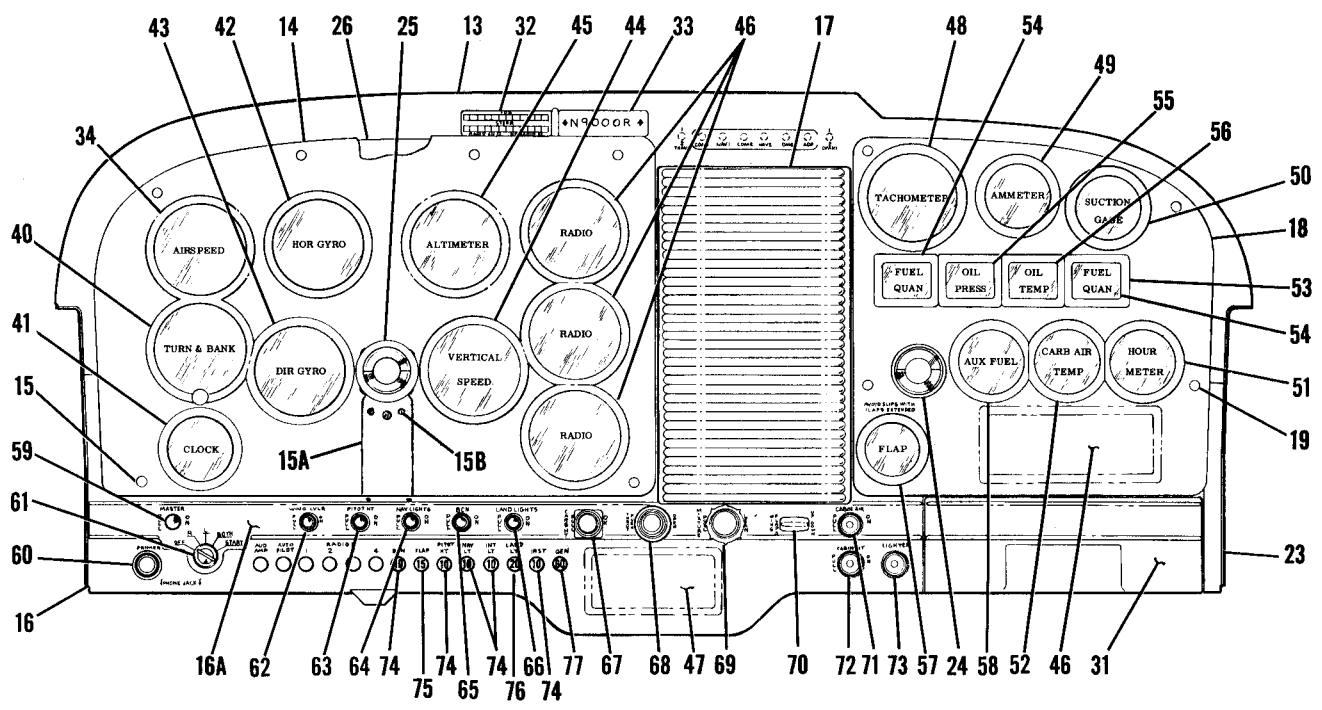
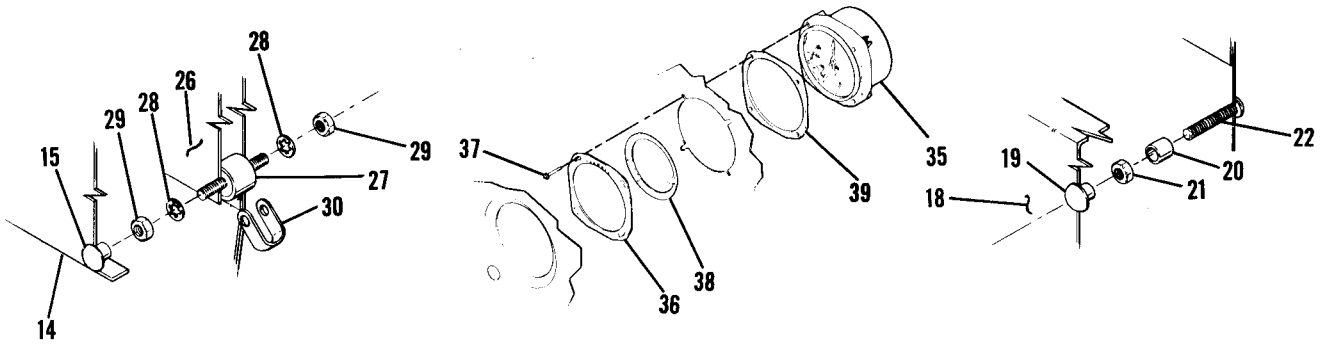
FIGURE AND INDEX NO.	PART NUMBER	DESCRIPTION	UNITS PER ASSY	USABLE ON CODE
103 -39	S1305-6	TACHOMETER ----- ATTACHING PARTS -----	1	
	AN515B6R12	SCREW -----	4	
	AN936A68	WASHER -----	4	
	NAS430D1-14	SPACER -----	4	
	NAS395-2-3	NUT ----- -----*	4	
	S1605-3	SHAFT-TACHOMETER DRIVE -----	1	
-40	0513144-18	PANEL ASSEMBLY-INSTRUMENT GAGES ----- ATTACHING PARTS -----	1	
	AN515B6R8	SCREW -----	2	
	NAS430D1-9	SPACER -----	2	
	0513250-1	RETAINER -----	2	
	AN340B6	NUT -----	2	
	AN936A68	WASHER ----- -----*	2	
-41	G441226	GAGE-FUEL -----	2	
-42	G442754P	GAGE-OIL TEMPERATURE -----	1	
-43	G444541	GAGE-OIL PRESSURE -----	1	
	0500118-96	TUBE ASSEMBLY-OIL PRESSURE GAGE TO FIREWALL -----	1	
-44	S1317N1	CLOCK-ELECTRIC ----- ATTACHING PARTS -----	1	
	AN515B6R	SCREW -----	3	
		-----*		
-45	S1413N1	INDICATOR-TURN & BANK -----	1	
	S1302N1	INDICATOR-TURN & BANK ALTERNATE -----	1	
	C661003-0201	TURN COORDINATOR ----- ATTACHING PARTS -----	1	G
	AN515B6R-12	SCREW -----	3	
		-----*		
-46	S1304N1	INDICATOR-VERTICAL SPEED -----	1	
	S1392N2	INDICATOR-VERTICAL SPEED ALTERNATE -----	1	
	AN515B6R16	ATTACHING PARTS ----- SCREW -----	4	
		-----*		
-47	782-5	GAGE-AUXILLARY FUEL JAV -----	1	
-48	S1311-1	GAGE-CARBURETOR AIR TEMPERATURE ----- ATTACHING PARTS -----	1	
	AN515B6R12	SCREW -----	4	
	A880-6Z3	NUT -----	4	
		-----*		
-49	S1414-1	GAGE-SUCTION WEU C668540-0101 -----	1	
	C668540-0101	GAGE-SUCTION ----- ATTACHING PARTS -----	1	
	AN515B6R12	SCREW -----	4	
	NAS395-6-3	NUT -----	4	
		-----*		
-50	C661001-0201	GYRO-HORIZON NEW -----	1	
-51	C661002-0201	GYRO-DIRECTIONAL NEW ----- ATTACHING PARTS -----	1	
	AN515B6R6	SCREW -----	4	
		-----*		
-52	S1320-1	AMMETER ASSEMBLY ----- ATTACHING PARTS -----	1	
	0513392	ADAPTER-AMMETER -----	1	
	AN515B8R4	SCREW -----	4	
	MS21044N08	NUT -----	4	
		-----*		
-53	0713035	SWITCH-LANDING LIGHT -----	1	
	0713303-2	KNOB-LANDING LIGHT SWITCH -----	1	
-54	S1239-37	CONTROL-CABIN AIR -----	1	
-55	S1239-36	CONTROL-CABIN HEAT -----	1	
-56	S1231-2	CONTROL-MIXTURE -----	1	
	0513173-1	LOCK-MIXTURE CONTROL -----	1	
-57	S1222-15	CONTROL-THROTTLE -----	1	
	1213646-2	WASHER THROTTLE CONTROL -----	1	
-58	S1230-7	CONTROL-CARBURETOR HEAT -----	1	
-59	C291502-0102	PRIMER ASSEMBLY -----	1	
	S1240-5	KNOB-PRIMER -----	1	
-60	S1239-20	CONTROL-STRAINER DRAIN -----	1	
-61	0713026-4	SWITCH-FLASHING BEACON -----	1	
	S1416-1	KNOB-BEACON SWITCH -----	1	

CONTINUED ON NEXT PAGE

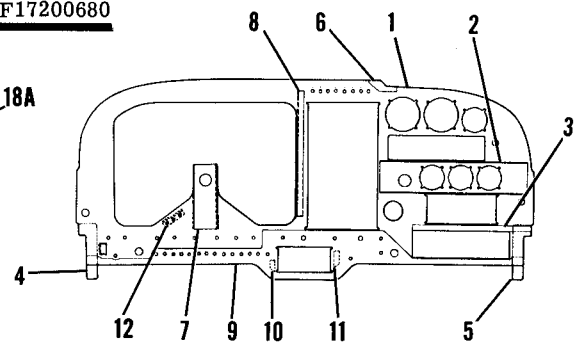
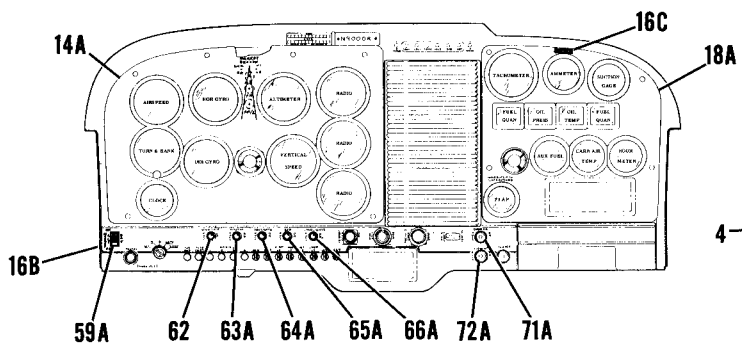


FIGURE AND INDEX NO.	PART NUMBER	DESCRIPTION							UNITS PER ASSY	USABLE ON CODE
		1	2	3	4	5	6	7		
103 -62	0713026-4	SWITCH-PITOT HEAT -----							1	
	0713303-2	KNOB-PITOT HEAT SWITCH -----							1	
-63	0513039-7	LIGHTER ASSEMBLY-CIGAR -----							1	
	L4858-1	ELEMENT ASSEMBLY CUNO -----							1	
	S1752-2	KNOB-CIGAR LIGHTER -----							1	
	60232-1	CIRCUIT BREAKER-CIGAR LIGHTER CUNO -----							1	
-64	0513187-5	CONTROL-STARTER STANDARD 172 ONLY -----							1	
	0513142-11	KNOB-STARTER CONTROL STANDARD 172 ONLY -----							1	
-65	0713026-5	SWITCH-MASTER -----							1	
	0713303-2	KNOB-MASTER SWITCH -----							1	
-66	0713026-4	SWITCH-NAVIGATION LIGHT -----							1	
	S1760-1	KNOB-NAVIGATION LIGHT SWITCH -----							1	
-67	S1360-10	CIRCUIT BREAKER 10 AMP -----							6	
-68	S1360-20	CIRCUIT BREAKER 20 AMP -----							1	
-69	S1596-60	CIRCUIT BREAKER 60 AMP -----							1	D
	S1707-60	CIRCUIT BREAKER 60 AMP -----							1	E
	0470102-1	BUSHING -----							1	E
-70	C668001-0103	INDICATOR-FLAP -----							1	
	S1558-1	BRACKET-FLAP INDICATOR -----							1	
-71	S1661-1	SWITCH ASSEMBLY-FLAP -----							1	
	0813526-6	KNOB-FLAP SWITCH -----							1	
	S1216-4	NUT-FLAP SWITCH -----							1	
-72	C292501-0203	*	KIT-IGNITION SWITCH STD 172 WEU C292501-0104 -----					1		
	C292501-0102	*	KIT-IGNITION SWITCH SKYHAWK -----					1		
	0713221-1	COVER ASSEMBLY-SWITCH -----							1	
-73		RADIO INSTALLATION SEE ELECTRONICS MANUAL -----							NP	
-74		NAV-O-MATIC INSTALLATION SEE ELECTRONICS MANUAL -----							NP	
-75	0513390-22	COVER-LOWER RH -----							1	
-76	C664501-0101	HOURMETER -----							1	F
	AN960-6	ATTACHING PARTS								
	AN515-6R6	WASHER -----							8	
	MS21044N06	SCREW -----							4	
		NUT -----							4	
		----*----								
<p>NOTE. *THIS KIT ALSO INCLUDES TWO DOOR LOCKS & KEYS</p> <p>NOTE □THIS PART NUMBER MUST HAVE A SECOND DASH NUMBER ADDED TO DENOTE COLOR. REFER TO HOW TO ORDER INTERIOR PARTS-PAGE XIX.</p> <p>A---172 SERIAL 17254893 THRU 17256512 F172 SERIAL F172-0320 THRU F172-0559</p> <p>B---172 SERIAL 17254893 THRU 17256512</p> <p>C---F172 SERIAL F172-0320 THRU F172-0559</p> <p>D---172 SERIAL 17254893 THRU 17255270 F172 SERIAL F172-0320 THRU F172-0419</p> <p>E---172 SERIAL 17255271 THRU 17256512 F172 SERIAL F172-0420 THRU F172-0559</p> <p>F---172 SERIAL 17256335 THRU 17256512 F172 SERIAL F172-0480 THRU F172-0559</p> <p>G---F172 SERIAL F172-0432 THRU F172-0435, F172-0443, F172-0447 THRU F172-0559</p>										

Instrument (Cont)



17256513 Thru 17258486
 F172-0560 Thru F17200680



17258487 THRU 17263458
 F17200680 THRU F17201234

172 SERIAL 17256513 THRU 17259223
F172 SERIAL F172-0560 THRU F17200754

Figure 104. Instrument Panel Equipment Installation

FIGURE AND INDEX NO.	PART NUMBER	DESCRIPTION	UNITS PER ASSY	USABLE ON CODE
		1 2 3 4 5 6 7		
104 -		INSTRUMENT PANEL EQUIPMENT INSTALLATION -----	NP	A
- 1	0513316-203	PANEL ASSEMBLY-STATIONARY WHEN EXHAUSTED USE 0513316-204 -----	1	E
	0513316-204	PANEL ASSEMBLY-STATIONARY -----	1	F
- 2	0513316-5	STIFFENER -----	1	
- 3	0513316-6	ANGLE -----	1	
- 4	0513316-7	SUPPORT-LH -----	1	
- 5	0513316-8	SUPPORT-RH -----	1	
- 6	0513316-10	GUSSET -----	1	
- 7	0513316-11	CHANNEL-CONTROL SUPPORT -----	1	
- 8	0513316-12	ANGLE -----	1	
- 9	0513316-19	STIFFENER-LOWER PANEL -----	1	
-10	0513368-7	ANGLE-LH -----	1	
-11	0513368-8	ANGLE-RH -----	1	
-12	0713856-3	SUPPORT ASSEMBLY -----	1	
-13	0513242-10	COVER ASSEMBLY-STATIONARY PANEL UPPER -----	1	
		ATTACHING PARTS		
	0513393-1	RETAINER-UPPER PANEL COVER -----	1	
	S1023A6-10B	SCREW -----	6	
	S106781	WASHER -----	6	
		-----*		
-14	0513242-18	COVER ASSEMBLY-SHOCK PANEL -----	1	E
		ATTACHING PARTS		
-14A	0513242-26	COVER ASSEMBLY-SHOCK PANEL -----	1	F
	0513242-27	COVER-SHOCK PANEL USE WITH NARCO MK12B W/VOA-50M -----	1	F
-15	0513351-1	SCREW POST -----	4	
		-----*		
-15A	0513062-1	SPLICE PLATE -----	1	
	0513062-2	SPLICE PLATE USED WITH MAP LIGHT INSTALLATION -----	1	
		ATTACHING PARTS		
-15B	S1021Z6-8B	SCREW -----	4	
	NAS395-4-3	NUT -----	4	
		-----*		
-16	0513390-25	COVER ASSEMBLY-STATIONARY PANEL LOWER -----	1	B
	0513390-27	COVER ASSEMBLY-STATIONARY PANEL LOWER -----	1	G
	0513390-31	COVER ASSEMBLY-STATIONARY PANEL LOWER -----	1	F
-16A	0505002-1	PLACARD ASSEMBLY-LOWER PANEL -----	1	B
	0513061-3	PLACARD ASSEMBLY-LOWER PANEL -----	1	G
-16B	0513061-4	PLACARD-LOWER PANEL -----	1	F
-16C	0505020-2	PLACARD-MASTER SWITCH -----	1	
-17	0513319-5	COVER-RADIO -----	1	
-18	0513390-9	COVER-ENGINE INSTRUMENTS -----	1	
		ATTACHING PARTS		
-19	0513351-1	SCREW POST -----	4	G
	0513351-2	SCREW POST -----	4	F
-20	NAS430D3-24	SPACER -----	4	
-21	AN34088	NUT -----	4	
-22	AN515-8R10	SCREW -----	4	
		-----*		
-23	0513390-22	COVER-LOWER RH -----	1	
		ATTACHING PARTS		
	S1021Z4-6	SCREW -----	3	
		-----*		
-24	0513311-2	SUPPORT ASSEMBLY-CONTROL RH -----	1	
-25	0513311-1	SUPPORT ASSEMBLY-CONTROL LH -----	1	
		ATTACHING PARTS		
	AN515B6R8	SCREW -----	4	
	MS21044N06	NUT RH ONLY -----	4	
	AN34086	NUT LH ONLY -----	4	
		-----*		
-26	0513056-3	GROMMET -----	2	
	0513241-9	SHOCK PANEL -----	1	
		ATTACHING PARTS		
-27	0411059-1	MOUNT-SHOCK -----	4	
-28	AN936A8	WASHER -----	8	
-29	AN34088	NUT -----	8	
-30	0413247	STRAP-GROUND -----	1	
		-----*		
-31	SEE FIG 107	MAP BOX & DOOR INSTALLATION -----	1	
-32	0400210-1	PLACARD-COMPASS CORRECTION -----	1	
-33		PLACARD-CALL NUMBERS -----	NP	
-34	S1470N9	INDICATOR-AIR SPEED -----	1	
		ATTACHING PARTS		
	AN515B6R16	SCREW -----	4	
		-----*		

CONTINUED ON NEXT PAGE

FIGURE AND INDEX NO.	PART NUMBER	DESCRIPTION	UNITS PER ASSY	USABLE ON CODE
104 -		TRUE AIRSPEED INDICATOR INSTALLATION -----	NP	
-35	C661010-0102	INDICATOR-AIRSPEED -----	1	
-36	0700162-1	RETAINER ASSEMBLY -----	1	
		ATTACHING PARTS -----		
-37	AN51586R16	SCREW -----	4	
		-----*		
-38	0700189-4	RING ASSEMBLY-TRUE AIRSPEED -----	1	
-39	0700162-6	SPACER -----	1	
-40	S1302N1	INDICATOR-TURN & BANK -----	1	
	S1413N1	INDICATOR-TURN & BANK ALT -----	1	
	C661003-0501	TURN COORDINATOR -----	1	
		ATTACHING PARTS -----		
	AN51586R12	SCREW -----	2	
		-----*		
	35060-0014	TURN COORDINATOR ARC NAV-O-MATIC -----	1	
		ATTACHING PARTS -----		
	AN515-6R14	SCREW -----	4	
	MS21044N06	NUT -----	4	
		-----*		
	2904-1	TURN COORDINATOR BTID WING LEVELER -----	1	
		ATTACHING PARTS -----		
	AN51586R12	SCREW -----	3	
	AN340B6	NUT -----	3	
	AN936A6B	WASHER -----	3	
		-----*		
-41	S1317N2	CLOCK-ELECTRIC -----	1	
		ATTACHING PARTS -----		
	AN51586R10	SCREW -----	3	
		-----*		
-42	C661001-0501	GYRO-HORIZON -----	1	
	C661001-0502	GYRO-HORIZON ALT -----	1	
	C661001-0503	GYRO-HORIZON ALT -----	1	
	C661001-0504	GYRO-HORIZON ALT -----	1	
		ATTACHING PARTS -----		
	AN51586R6	SCREW -----	4	
		-----*		
	37570-0001	GYRO-HORIZON ARC NAV-O-MATIC -----	1	
		ATTACHING PARTS -----		
	AN5156R10	SCREW -----	3	
		-----*		
-43	C661002-0501	GYRO-DIRECTIONAL -----	1	
	C661002-0301	GYRO-DIRECTIONAL ALT -----	1	
	C661002-0503	GYRO-DIRECTIONAL ALT -----	1	
	C661002-0504	GYRO-DIRECTIONAL ALT -----	1	
		ATTACHING PARTS -----		
	AN51586R6	SCREW -----	4	
		-----*		
	30370-0100	GYRO-DIRECTIONAL ARC NAV-U-MATIC -----	1	
		ATTACHING PARTS -----		
	AN515-6R10	SCREW -----	3	
		-----*		
-44	S1304N1	INDICATOR-VERTICAL SPEED -----	1	
	S1392N2	INDICATOR-VERTICAL SPEED ALT -----	1	
		ATTACHING PARTS -----		
	AN51586R16	SCREW -----	4	
		-----*		
-45	C661012-0101	ALTIMETER -----	1	A
	S1314N1	ALTIMETER ALTERNATE -----	1	A
	C661011-0105	ALTIMETER-SENSITIVE FEET & INCHES -----	1	A
	C661011-0106	ALTIMETER-SENSITIVE FEET & MILLIBARS -----	1	D
		ATTACHING PARTS -----		
	AN51586R16	SCREW -----	4	
		-----*		
-46		RADIO INSTALLATION SEE CESSNA ELECTRONICS MANUAL -----	NP	
-47		NAV-O-MATIC INSTALLATION SEE CESSNA ELECTRONICS MANUAL -----	NP	
-48	S1305N6	TACHOMETER -----	1	
		ATTACHING PARTS -----		
	AN51586R12	SCREW -----	4	
	AN936A6B	WASHER -----	4	
	NAS43DD1-14	SPACER -----	4	
	MS21044N06	NUT -----	4	
		-----*		
		CONTINUED ON NEXT PAGE		

FIGURE AND INDEX NO.	PART NUMBER	DESCRIPTION	UNITS PER ASSY	USABLE ON CODE
104 -	S1605-8	SHAFT-TACHOMETER DRIVE -----	1	
-49	S1320-1	AMMETER -----	1	
	0513392-1	ATTACHING PARTS -----		
	AN51588R4	ADAPTER-AMMETER GAGE -----	1	
	MS21044N08	SCREW -----	4	
		NUT -----	4	
		-----*		
-50	S1414-1	GAGE-SUCTION WEU C668540-0101 -----	1	
	C668540-0101	GAGE-SUCTION -----	1	
		ATTACHING PARTS -----		
	AN51586R12	SCREW -----	4	
		-----*		
-51	C664501-0101	GAGE-HOURLY METER -----	1	
		ATTACHING PARTS -----		
	AN515-6R6	SCREW -----	4	
	AN960-6	WASHER -----	8	
	MS21044N06	NUT -----	4	
		-----*		
-52	S1311N1	GAGE-CARBURETOR AIR TEMPERATURE -----	1	
		ATTACHING PARTS -----		
	AN51586R12	SCREW -----	4	
	AN340B6	NUT -----	4	
		-----*		
-53	C669507-0101	INSTRUMENT CLUSTER -----	1	H
	C669507-0102	INSTRUMENT CLUSTER -----	1	D
		ATTACHING PARTS -----		
	0513250-1	RETAINER -----	2	
	AN51586R8	SCREW -----	2	
	NAS430D1-9	SPACER -----	2	
	AN936A6B	WASHER -----	4	
	AN340B6	NUT -----	2	
		-----*		
-54	441361	GAGE-FUEL SW -----	2	
-55	444649	GAGE-OIL PRESS SW -----	1	
-56	442818	GAGE-OIL TEMPERATURE SW -----	1	
	426537	LENS-INSTRUMENT CLUSTER SW -----	1	
	0500118-96	TUBE ASSEMBLY-OIL PRESSURE GAGE TO FIREWALL -----	1	
-57	C668001-0103	INDICATOR-FLAP -----	1	
	0513392-3	SPACER -----	1	
	S1558-1	BRACKET ASSEMBLY -----	1	
-58	782-5	GAGE-AUXILIARY FUEL JAV -----	1	
-59	0713026-5	SWITCH-MASTER -----	1	
	S1760-3	KNOB-MASTER SWITCH -----	1	
	0770719-1	DIODE ASSEMBLY MASTER SWITCH -----	1	B
	0770719-2	DIODE ASSEMBLY MASTER SWITCH -----	1	C
-59A	S1994-1-1	SWITCH-MASTER -----	1	F
	0770719-2	DIODE MASTER SWITCH -----	1	F
-60	C291502-0102	PRIMER ASSEMBLY WHEN EXHAUSTED USE C291502-0101 -----	1	G
	S1752-1	KNOB-PRIMER -----	1	
	C291502-0101	PRIMER ASSEMBLY -----	1	E
	S1752-1	KNOB-PRIMER -----	1	F
	C291502-0103	PRIMER ASSEMBLY -----	1	F
	S1974-1	KNOB-PRIMER -----	1	F
-61	C292501-0102	* KIT-IGNITION SWITCH WEU C292501-0104 -----	1	
-62	SEE FIG 151	WING LEVELER INSTALLATION -----	1	
-63	0713026-4	SWITCH-PITOT HEAT -----	1	
	S1760-1	KNOB-PITOT SWITCH -----	1	E
-63A	S1981-1	KNOB ASSEMBLY-PITOT SWITCH -----	1	F
-64	0713026-4	SWITCH-NAVIGATION LIGHT -----	1	
	S1760-1	KNOB-NAVIGATION SWITCH -----	1	E
-64A	S1981-1	KNOB ASSEMBLY-NAVIGATION SWITCH -----	1	F
-65	0713026-4	SWITCH-BEACON LIGHT -----	1	
	S1760-1	KNOB-BEACON SWITCH -----	1	E
-65A	S1981-1	KNOB ASSEMBLY-BEACON SWITCH -----	1	F
-66	0713035-1	SWITCH-LANDLIGHTS -----	1	
	S1760-1	KNOB-LANDLIGHTS SWITCH -----	1	E
-66A	S1981-1	KNOB ASSEMBLY-LANDING LIGHT SWITCH -----	1	F
-67	S1230-15	CONTROL-CARBURETOR HEAT -----	1	A
	S1230-17	CONTROL-CARBURETOR HEAT -----	1	O
-68	S1222-20	CONTROL-THROTTLE WEU S1222-20A -----	1	J
	S1222-20A	CONTROL-THROTTLE WEU C299505-0102 -----	1	K
	C299505-0102	CONTROL-THROTTLE -----	1	K
	S1222-21	CONTROL-THROTTLE WEU C299505-0203 -----	1	D
	C299505-0203	CONTROL-THROTTLE -----	1	D
	1213646-2	WASHER -----	1	

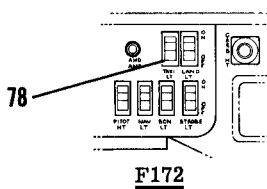
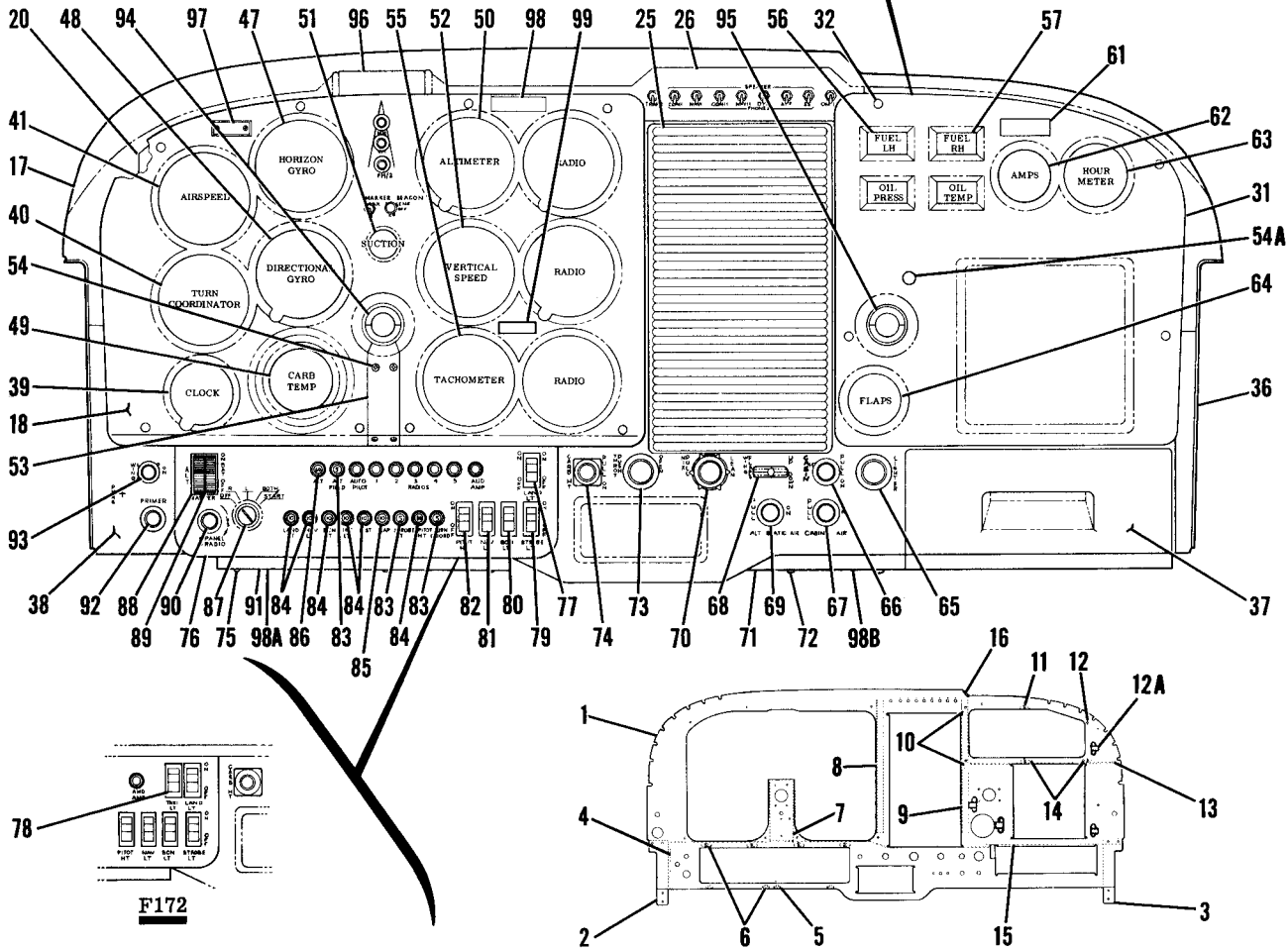
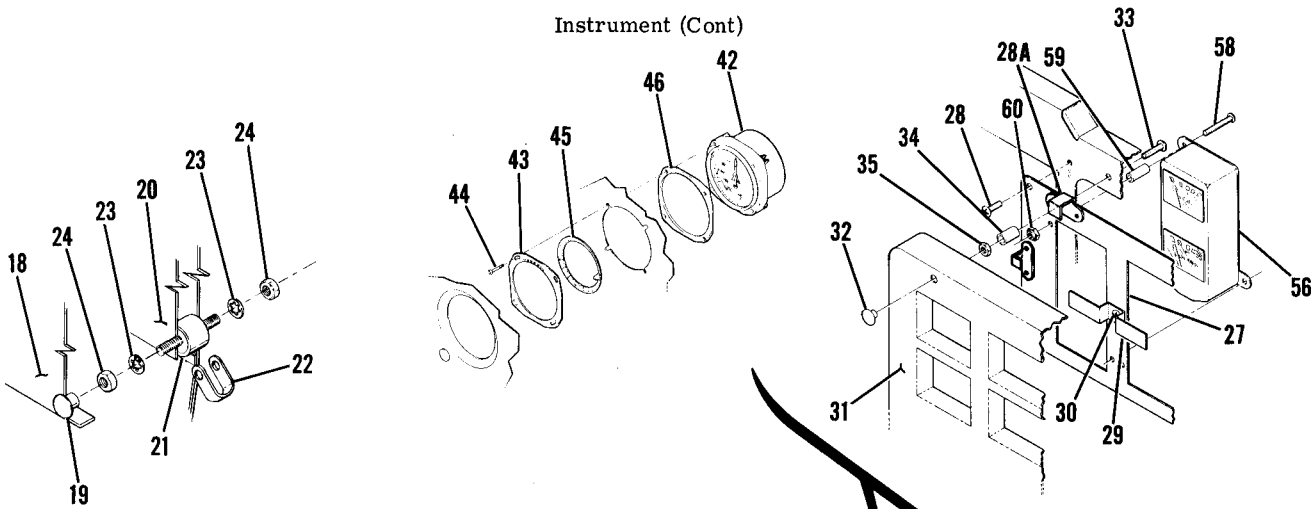
CONTINUED ON NEXT PAGE

FIGURE AND INDEX NO.	PART NUMBER	DESCRIPTION	UNITS PER ASSY	USABLE ON CODE
104 -69	S1777-3	CONTROL-MIXTURE -----	1	A
	S1777-4	CONTROL-MIXTURE -----	1	D
-70	S1661-1	SWITCH-FLAP -----	1	
	S1771-1	KNOB-FLAP SWITCH -----	1	
	S1216-4	NUT-FLAP SWITCH -----	1	
-71	S1239-37	CONTROL ASSEMBLY-CABIN AIR -----	1	E
-71A	S1239-47	CONTROL ASSEMBLY-CABIN AIR -----	1	F
-72	S1239-36	CONTROL ASSEMBLY-CABIN HEAT -----	1	E
-72A	S1239-48	CONTROL ASSEMBLY-CABIN HEAT -----	1	F
-73	0513039-7	LIGHTER ASSEMBLY-CIGAR -----	1	
	L4858-1	ELEMENT ASSEMBLY CUNO -----	1	
	S1752-2	KNOB-CIGAR LIGHTER -----	1	E
	S1982-1	KNOB-CIGAR LIGHTER -----	1	F
	60232-1	CIRCUIT BREAKER-CIGAR LIGHTER -----	1	
-74	S1360-10	CIRCUIT BREAKER 10 AMP -----	5	
-75	S1360-15	CIRCUIT BREAKER 15 AMP -----	1	
-76	S1360-20	CIRCUIT BREAKER 20 AMP -----	1	
-77	S1596-60	CIRCUIT BREAKER 60 AMP -----	1	
<p>NOTE. □THIS PART NUMBER MUST HAVE A SECOND DASH NUMBER TO DENOTE COLOR. REFER TO HOW TO ORDER INTERIOR PARTS-PAGE XIX.</p> <p>NOTE. *THIS KIT ALSO INCLUDES TWO DOOR LOCKS & KEYS</p> <p>A---172 SERIAL 17256513 THRU 17259223 F172 SERIAL F172-0560 THRU F17200754 B---172 SERIAL 17256513 THRU 17257161 C---172 SERIAL 17257162 THRU 17259223 F172 SERIAL F172-0560 THRU F17200754 D---F172 SERIAL F172-0560 THRU F17200754 E---172 SERIAL 17256513 THRU 17258486 F172 SERIAL F172-0560 THRU F172-0654 F---172 SERIAL 17258487 THRU 17259223 F172 SERIAL F17200655 THRU F17200754 G---172 SERIAL 17257162 THRU 17258486 F172 SERIAL F172-0560 THRU F172-0654 H---172 SERIAL 17256513 THRU 17259223 J---172 SERIAL 17256513 THRU 17258534 K---172 SERIAL 17258535 THRU 17259223</p>				

FIGURE AND INDEX NO.	PART NUMBER							UNITS PER ASSY	USABLE ON CODE
105 -									
- 1	0513070-200							NP	A
								1	D
								NP	E
- 2	0513068-1							1	
- 3	0513068-2							1	
- 4	0513069-1							1	D
	0513069-3							1	E
- 5	NAS680A3							1	
- 6	NAS680A08							7	
- 7	0513067-1							1	D
	0513067-2							1	E
- 8	0513316-12							1	
- 9	0513066-1							1	
-10	NAS682A08							2	
-11	NAS680A08							1	
-12	NAS682A08							1	
-12A	0413522-2							4	E
-13	0513066-3							1	
-14	NAS680A08							2	
-15	0513316-6							1	
-16	0513078-1							1	
-17	0515003-2							1	
	S1021Z4-6							6	
-18	0513077-1	□						1	D
	0513077-20	□						1	N
	0513077-21	□						1	N
	0513445-5	□						1	P
-19	0513351-1							4	D
-20	0513071-5							1	D
	0513071-7							1	E
-21	0411059-3							4	D
	0413523-4							4	N
	0413523-4							4	P
-22	0413247							1	
-23	AN936A8							8	
-24	AN340B8							8	V
	MS25082B2							8	P
-25	0513319-5	□						1	D
	0413527-4	□						1	N
	0413531-4	□						1	P
	0413532-2	□						1	E
-26	0513423-2	□						1	V
	0513446-1	□						1	P
-27	0513072-3							1	D
	0513072-2							1	E
-28	AN515-8R8							6	
-28A	0413522-3							1	E
	0413522-2							2	E
-29	0513427-1							1	
-30	AN515-6R8							1	
	MS21044N06							1	
-31	0513077-4	□						1	D
	0513077-22	□						1	N
	0513445-1	□						1	P
-32	0513351-1							4	D
-33	AN515-8R10							4	D
-34	NAS43003-24							4	D
-35	AN340B8							4	D
-36	0513077-8	□						1	
-37	SEE FIG 107							1	
-38	0513077-10	□						1	D
	0513077-2	□						1	E

CONTINUED ON NEXT PAGE

Instrument (Cont)



172 SERIAL 17259224 THRU 17261898
 F172 SERIAL F17200755 THRU F17201034

Figure 105. Instrument Panel Equipment Installation

FIGURE AND INDEX NO.	PART NUMBER	DESCRIPTION							UNITS PER ASSY	USABLE ON CODE
		1	2	3	4	5	6	7		
105 -39	S1317N2	CLOCK-ELECTRIC	WEU	C664508-0101	----	----	----	1	K	
	C664508-0101	CLOCK-ELECTRIC	----	----	----	----	----	1	H	
	AN515-6R10	ATTACHING PARTS	----	----	----	----	----	3		
		SCREW	----	----	----	----	----			
		----	----	----	----	----	----			
-40	S1413N1	INDICATOR-TURN & BANK	WEU	S1413N2	----	----	----	1	K	
	S1413N2	INDICATOR-TURN & BANK	----	----	----	----	----	1	H	
	C661003-0501	TURN COORDINATOR	WEU	C661003-0504	----	----	----	1	K	
	C661003-0504	TURN COORDINATOR	----	----	----	----	----	1	H	
	AN51586R12	ATTACHING PARTS	----	----	----	----	----	3		
		SCREW	----	----	----	----	----			
		----	----	----	----	----	----			
	35060-0014	TURN COORDINATOR	ARC	NAV-O-MATIC	----	----	----	1	K	
	35060-0114	TURN COORDINATOR	ARC	NAV-O-MATIC	----	----	----	1	H	
	AN515-6R14	ATTACHING PARTS	----	----	----	----	----	4		
	MS21044V06	SCREW	----	----	----	----	----	4		
		NUT	----	----	----	----	----			
		----	----	----	----	----	----			
-41	S1470N9	INDICATOR-AIRSPEED	WEU	C661060-0103	----	----	----	1	S	
	C661060-0103	INDICATOR-AIRSPEED	----	----	----	----	----	1	T	
	C661060-0109	INDICATOR-AIRSPEED	----	----	----	----	----	1	P	
	AN51586R16	ATTACHING PARTS	----	----	----	----	----	4		
		SCREW	----	----	----	----	----			
		----	----	----	----	----	----			
		TRUE AIRSPEED INDICATOR INSTALLATION	----	----	----	----	----	NP		
-42	C661010-0102	INDICATOR-AIRSPEED	WEU	C661061-0103	----	----	----	1	S	
	C661061-0103	INDICATOR-AIRSPEED	----	----	----	----	----	1	T	
	C661061-0106	INDICATOR-AIRSPEED	----	----	----	----	----	1	P	
-43	0700162-1	RETAINER	----	----	----	----	----	1		
-44	AN51586R16	ATTACHING PARTS	----	----	----	----	----	4		
		SCREW	----	----	----	----	----			
		----	----	----	----	----	----			
-45	0700189-6	RING ASSEMBLY-TRUE AIRSPEED	----	----	----	----	----	1		
-46	0700162-6	SPACER	----	----	----	----	----	1		
-47	C661001-0505 **	GYRO-HORIZON	WEU	C661076-0104	----	----	----	1	K	
	C661076-0104 **	GYRO-HORIZON	----	----	----	----	----	1	H	
	C661001-0504 **	GYRO-HORIZON	ALT	WEU C661076-0103	----	----	----	1	K	
	C661076-0103 **	GYRO-HORIZON	ALT	----	----	----	----	1	H	
	C661001-0503 **	GYRO-HORIZON	ALT	WEU C661076-0102	----	----	----	1	K	
	C661076-0102 **	GYRO-HORIZON	ALT	----	----	----	----	1	H	
	C661001-0502 **	GYRO-HORIZON	ALT	WEU C661076-0101	----	----	----	1	K	
	C661076-0101 **	GYRO-HORIZON	ALT	----	----	----	----	1	H	
	AN51586R6	ATTACHING PARTS	----	----	----	----	----	4		
		SCREW	----	----	----	----	----			
		----	----	----	----	----	----			
	37570-0001	GYRO-HORIZON	NAV-O-MATIC	WEU 37570-0103	----	----	----	1	K	
	37570-0105	GYRO-HORIZON	ARC	NAV-O-MATIC	----	----	----	1	H	
	AN515-6R10	ATTACHING PARTS	----	----	----	----	----	3		
		SCREW	----	----	----	----	----			
		----	----	----	----	----	----			
-48	C661002-0505 ***	GYRO-DIRECTIONAL	WEU	C661075-0102	----	----	----	1	K	
	C661075-0102 ***	GYRO-DIRECTIONAL	----	----	----	----	----	1	H	
	C661002-0506 ***	GYRO-DIRECTIONAL	ALT	WEU C661075-0103	----	----	----	1	K	
	C661075-0103 ***	GYRO-DIRECTIONAL	ALT	----	----	----	----	1	H	
	C661002-0504 ***	GYRO-DIRECTIONAL	ALT	WEU C661075-0101	----	----	----	1	K	
	C661075-0101 ***	GYRO-DIRECTIONAL	ALT	----	----	----	----	1	H	
	C661002-0301 ***	GYRO-DIRECTIONAL	ALT	WEU C661075-0104	----	----	----	1	K	
	C661075-0104 ***	GYRO-DIRECTIONAL	ALT	----	----	----	----	1	H	
	C661075-0105 ***	GYRO-DIRECTIONAL	A.I.M. 200H	----	----	----	----	1	W	
	AN51586R6	ATTACHING PARTS	----	----	----	----	----	3		
		SCREW	----	----	----	----	----			
		----	----	----	----	----	----			
	30370-0100	GYRO-DIRECTIONAL	WEU	30370-0102	----	----	----	1	K	
	30370-0102	GYRO-DIRECTIONAL	WEU	40760-0104	----	----	----	1	N	
	40760-0104	GYRO-DIRECTIONAL	----	----	----	----	----	1	P	
	AN515-6R10	ATTACHING PARTS	----	----	----	----	----	3		
		SCREW	----	----	----	----	----			
		----	----	----	----	----	----			
-49	S1311-1	GAGE-CARBURETOR AIR TEMPERATURE	WEU	S1311-3	----	----	----	1	K	
	S1311-3	GAGE-CARBURETOR AIR TEMPERATURE	----	----	----	----	----	1	H	
	AN51586R12	ATTACHING PARTS	----	----	----	----	----	4		
	NAS395-2-3	SCREW	----	----	----	----	----	4		
		NUT	----	----	----	----	----			
		----	----	----	----	----	----			

CONTINUED ON NEXT PAGE



FIGURE AND INDEX NO.	PART NUMBER	DESCRIPTION						UNITS PER ASSY	USABLE ON CODE	
		1	2	3	4	5	6			7
105 -50	C661012-0101	ALTIMETER -----						1		
	S1314N1	ALTIMETER ALT -----						1		
	C661011-0105	ALTIMETER-SENSITIVE FEET & INCHES WEU C661071-0101 -----						1	K	
	C661071-0101	ALTIMETER-SENSITIVE FEET & INCHES -----						1	H	
	C661011-0106	ALTIMETER-SENSITIVE FEET & MILLIBARS WEU C661071-0102 -----						1	K	
	C661071-0102	ALTIMETER-SENSITIVE FEET & MILLIBARS -----						1	H	
	AN51586R16		ATTACHING PARTS							
			SCREW -----						4	
			-----*							
	-51	C668509-0101	GAGE-SUCTION ONE INCH -----						1	
-52	S1304N1	INDICATOR-VERTICAL SPEED WEU C661080-0101 -----						1	K	
	S1392N2	INDICATOR-VERTICAL SPEED ALT WEU C661080-0101 -----						1	K	
	C661080-0101	INDICATOR-VERTICAL SPEED -----						1	H	
AN51586R16		ATTACHING PARTS								
		SCREW -----						4		
		-----*								
-53	0513077-7	□	SPlice PLATE -----				1	D		
	0513077-9	□	SPlice PLATE USED WITH MAP LIGHT -----				1	D		
	0513077-26	□	SPlice PLATE -----				1	N		
	0513077-27	□	SPlice PLATE USED WITH MAP LIGHT -----				1	N		
	0513445-9	□	SPlice PLATE -----				1	P		
	0513445-10	□	SPlice PLATE USED WITH MAP LIGHT -----				1	P		
		ATTACHING PARTS								
-54	S1021Z6-8B	SCREW -----						4		
	NAS395-4-3	NUT -----						4		
		-----*								
-54A	S2135-1	LIGHT ASSY-OVERLOAD -----						1	E	
-55	S1305-6	TACHOMETER WEU C668020-0102 -----						1	K	
	C668020-0102	TACHOMETER -----						1	H	
AN51586R8		ATTACHING PARTS								
		SCREW -----						4		
		WASHER -----						4		
		NUT -----						4	D	
		-----*								
	S1605-6	SHAFT-TACHOMETER DRIVE -----						1	B	
	S1605-8	SHAFT-TACHOMETER DRIVE -----						1	C	
-56	C669504-0103	INSTRUMENT CLUSTER -----						1	L	
	C669504-0105	INSTRUMENT CLUSTER -----						1	G	
	441347	L. FUEL GAGE SW -----						1	A	
	444678	OIL PRESSURE SW -----						1	L	
	444679	OIL PRESSURE SW -----						1	G	
-57	C669505-0101	INSTRUMENT CLUSTER -----						1	L	
	C669505-0104	INSTRUMENT CLUSTER -----						1	G	
		ATTACHING PARTS								
-58	AN515-6R16	SCREW -----						5		
-59	NAS430D1-42	SPACER -----						5		
	AN960D6L	WASHER -----						5		
-60	MS21044N06	NUT -----						5		
		-----*								
	441346	R. FUEL GAGE SW -----						1	A	
	442792	OIL TEMP SW -----						1	L	
	442876	OIL TEMP SW -----						1	G	
	0500118-96	TUBE ASSEMBLY-OIL PRESSURE GAGE TO FIREWALL -----						1		
-61	0505020-2	PLACARD-MASTER SWITCH -----						1	D	
-62	S1320-1	AMMETER WEU S1320-3 -----						1	U	
	S1320-3	AMMETER WEU S1320-5 -----						1	Q	
	S1320-5	AMMETER -----						1	R	
		ATTACHING PARTS								
	S1558-1	BRACKET-AMMETER GAGE -----						1		
	0513392-4	SPACER -----						1	V	
	0513392-5	SPACER -----						1	P	
	AN51588R4	SCREW -----						4		
	MS21044N08	NUT -----						4		
		-----*								
-63	C664501-0101	HOURMETER WEU C664501-0103 -----						1	K	
	C664501-0103	HOURMETER -----						1	H	
		ATTACHING PARTS								
	AN960-6	WASHER -----						8	K	
	AN515-6R6	SCREW -----						4	K	
	NAS679A06	NUT -----						4	K	
		-----*								
-64	C668001-0103	INDICATOR-FLAP WEU C668001-0105 -----						1	K	
	C668001-0105	INDICATOR-FLAP -----						1	H	

CONTINUED ON NEXT PAGE

FIGURE AND INDEX NO.	PART NUMBER	DESCRIPTION	UNITS PER ASSY	USABLE ON CODE
		1 2 3 4 5 6 7		
105 -65	0513039-7	LIGHTER ASSEMBLY-CIGAR -----	1	
	L4858-1	ELEMENT ASSEMBLY -----	1	
	S1982-1	KNOB-CIGAR LIGHTER -----	1	
	60232-1	CIRCUIT BREAKER-CIGAR LIGHTER -----	1	
-66	S1239-48	CONTROL ASSEMBLY-CABIN HEAT -----	1	
-67	S1239-47	CONTROL ASSEMBLY-CABIN AIR -----	1	
-68	S1661-1	SWITCH-FLAP MOTOR -----	1	V
	S1661-2	SWITCH-FLAP MOTOR -----	1	P
	S1771-1	KNOB-FLAP CONTROL -----	1	
	S1216-4	NUT-DECORATIVE -----	1	
	AN960-816	WASHER -----	1	
-69	S1981-5	KNOB ASSEMBLY -----	1	
-70	S1777-3	CONTROL-MIXTURE -----	1	B
	S1777-4	CONTROL-MIXTURE -----	1	C
	L213646-3	WASHER -----	2	
	0513405-2	SPACER -----	2	
-71	0513424-3	PAD-PROTECTION -----	1	D
		ATTACHING PARTS		
-72	S102126-12C	SCREW -----	2	
		---*---		
-73	C299505-0102	CONTROL ASSEMBLY-THROTTLE -----	1	B
	C299505-0203	CONTROL ASSEMBLY-THROTTLE -----	1	C
-74	S1230-15	CONTROL-CARBURETOR HEAT -----	1	B
	S1230-17	CONTROL-CARBURETOR HEAT -----	1	C
		PANEL ASSEMBLY-REMOVABLE SWITCH -----	NP	
		ATTACHING PARTS		
-75	AN515-8R16	SCREW -----	3	D
	NAS43DD3-22	SPACER -----	3	D
	AN960D8L	WASHER -----	3	D
	AN515-8R8	SCREW -----	4	D
		---*---		
-76	0513076-3	COVER ASSEMBLY -----	1	F
	0513076-7	COVER ASSEMBLY -----	1	G
	0513076-19	COVER ASSEMBLY -----	1	E
-77	S2160-5	SWITCH-LANDING LIGHT -----	1	
-78	S2160-4	SWITCH-TAXI LIGHT -----	1	
-79	S2160-1	SWITCH-STROBE LIGHT -----	1	
-80	S2160-1	SWITCH-FLASHING BEACON -----	1	
-81	S2160-1	SWITCH-NAV LIGHT -----	1	
-82	S2160-1	SWITCH-PITOT HEAT -----	1	
	S1865-1	COVER-DUMMY SWITCH USE FOR EMPTY SWITCH LOCATION -----	AR	
-83	S1360-5L	CIRCUIT BREAKER 5 AMP -----	2	
-84	S1360-10L	CIRCUIT BREAKER 10 AMP -----	7	
	S1360-20L	CIRCUIT BREAKER 20 AMP -----	1	
-85	S1360-15L	CIRCUIT BREAKER 15 AMP -----	1	
-86	S1596-60	CIRCUIT BREAKER 60 AMP -----	1	
	S2122-1	NUT ATTACH CKT BREAKER BLACK -----	AR	
	S2122-2	NUT ATTACH CKT BREAKER BRIGHT -----	AR	
-87	C292501-0104	KIT-IGNITION SWITCH -----	1	
-88	S1843-1	MOUNTING BEZEL -----	1	
-89	S1994-1-1	SWITCH-MASTER -----	1	
	0770719-2	DIODE ASSEMBLY-MASTER SWITCH -----	1	
-90	S1995-4	KNOB ASSEMBLY-RESISTOR -----	1	
	AN56582H3	SET SCREW -----	1	
	S2091-5	RESISTOR -----	1	
-91	0513424-1	PAD -----	1	D
-92	C291502-0103	PRIMER-ENGINE -----	1	
-93	SEE FIG 151	WING LEVELER INSTALLATION -----	1	
-94	0513311-1	SUPPORT ASSEMBLY-CONTROL LH -----	1	D
	0760131-6	SUPPORT & LOCK COLLAR LH -----	1	E
-95	0513311-2	SUPPORT ASSEMBLY-CONTROL RH -----	1	D
	0760131-5	SUPPORT-CONTROL RH -----	1	E
-96	0400210-2	PLACARD-COMPASS CORRECTION -----	1	
-97	1213004-1	RETAINER-AIRCRAFT IDENTIFICATION NUMBER -----	1	D
	1213004-2	RETAINER-AIRCRAFT IDENTIFICATION -----	1	E
		ATTACHING PARTS		
	S1022Z6-108	SCREW -----	2	
	NAS446-2-3	NUT -----	2	
		---*---		
-98	C622003-0103	PLACARD-STROBE LIGHT WARNING -----	1	D
	C622003-0105	PLACARD-STROBE LIGHT WARNING -----	1	E

CONTINUED ON NEXT PAGE

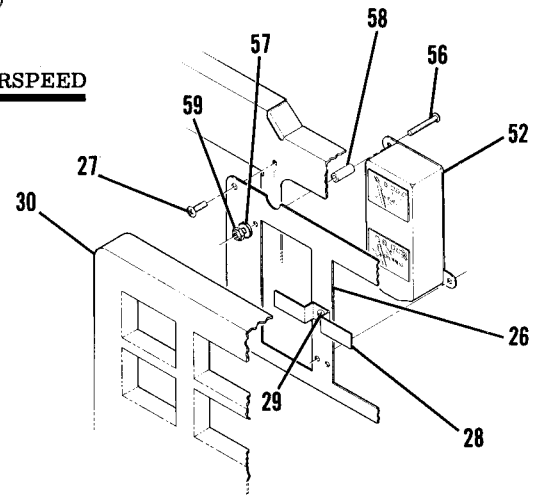
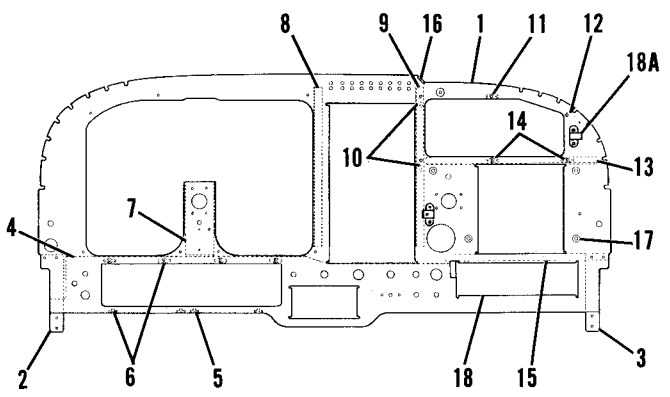
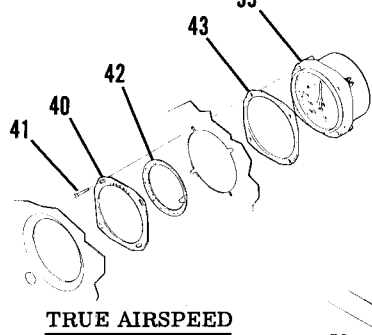
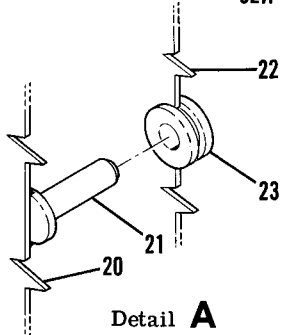
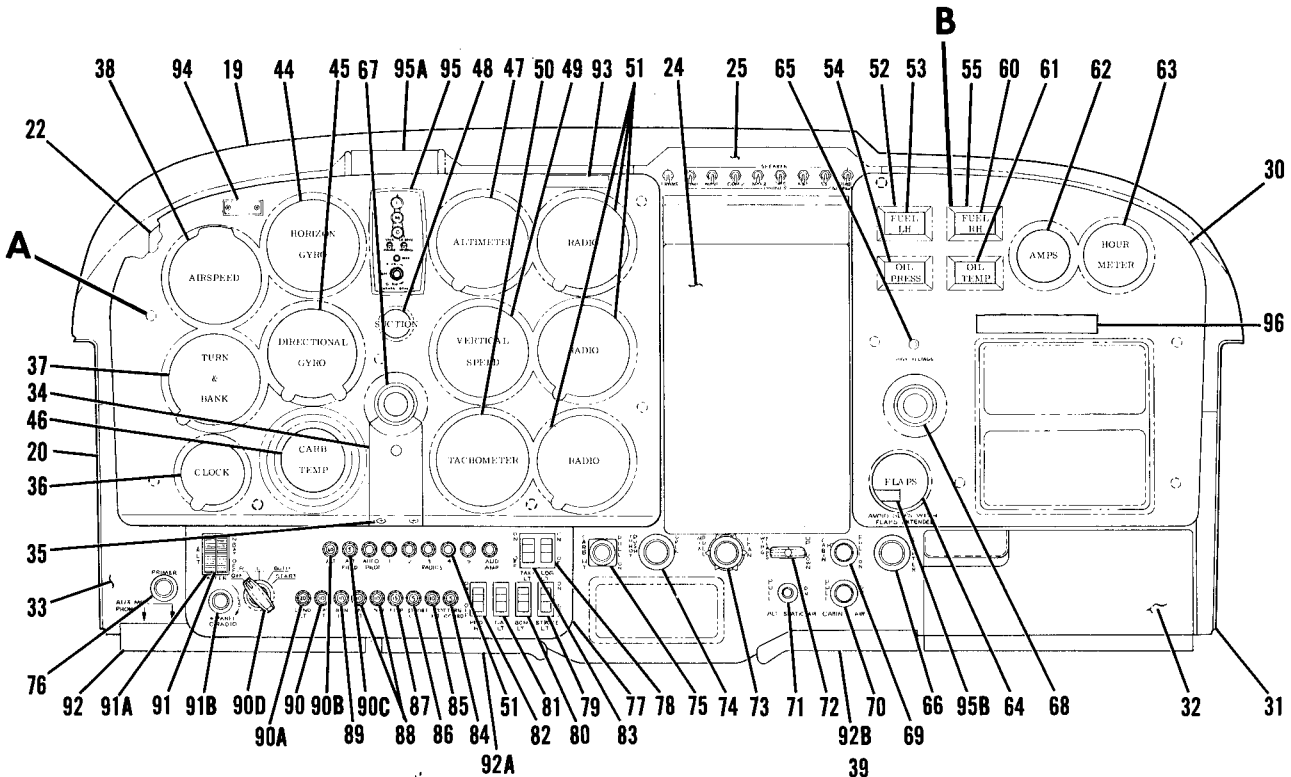
FIGURE AND INDEX NO.	PART NUMBER	DESCRIPTION	UNITS PER ASSY	USABLE ON CODE
105 -98A	0513434-5	KNEE-PAD LEFT OF PARKING BRAKE -----	1	E
	0513434-3	KNEE-PAD RIGHT OF PARKING BRAKE -----	1	E
	AN515-8R13	ATTACHING PARTS -----	2	
	AN960D8L	SCREW -----	2	
		WASHER -----	2	
		-----*		
-98B	0513434-4	KNEE-PAD LEFT OF MAP CASE -----	1	
		ATTACHING PARTS -----		
	S1021Z6-12C	SCREW -----	2	
	AN960D6L	WASHER -----	2	
		-----*		
-99	0505027-1	PLACARD-RPM LIMITATIONS -----	1	M
<p>NOTE. □THIS PART NUMBER MUST HAVE A SECOND DASH NUMBER TO DENOTE COLOR. REFER TO HOW TO ORDER INTERIOR PARTS-SEE PAGE XIX.</p> <p>NOTE. *THIS KIT ALSO INCLUDES TWO DOOR LOCKS & KEYS.</p> <p>NOTE. **THESE GYROS ARE PHYSICALLY & FUNCTIONALLY INTERCHANGEABLE.</p> <p>NOTE. ***THESE GYROS ARE PHYSICALLY & FUNCTIONALLY INTERCHANGEABLE.</p> <p>A---172 SERIAL 17259224 THRU 17261898 F172 SERIAL F17200755 THRU F17201034 B---172 SERIAL 17259224 THRU 17261898 C---F172 SERIAL F17200755 THRU F17201034 D---172 SERIAL 17259224 THRU 17259903 F172 SERIAL F17200755 THRU F17200804 E---172 SERIAL 17259904 THRU 17261898 F172 SERIAL F17200805 THRU F17201034 F---172 SERIAL 17259224 THRU 17259903 G---F172 SERIAL F17200755 THRU F17200804 H---172 SERIAL 17259904 THRU 17261898 J---DELETED K---172 SERIAL 17259224 THRU 17259903 F172 SERIAL F17200755 THRU F17201034 L---172 SERIAL 17259224 THRU 17261898 F172 SERIAL F17200805 THRU F17201034 M---172 SERIAL 17259570 THRU 17259700 N---172 SERIAL 17259904 THRU 17260758 F172 SERIAL F17200805 THRU F17200904 P---172 SERIAL 17260759 THRU 17261898 F172 SERIAL F17200905 THRU F17201034 Q---172 SERIAL 17259904 THRU 17260592 R---172 SERIAL 17260593 THRU 17261898 F172 SERIAL F17200800 THRU F17201034 S---172 SERIAL 17259224 THRU 17259903 F172 SERIAL F17200755 THRU F17200904 T---172 SERIAL 17259904 THRU 17260758 U---172 SERIAL 17259224 THRU 17259903 F172 SERIAL F17200755 THRU F17200879 V---172 SERIAL 17259224 THRU 17260758 F172 SERIAL F17200755 THRU F17200904 W---172 SERIAL 17260353 THRU 17261898 F172 SERIAL F1720855 THRU F17201034</p>				



FIGURE AND INDEX NO.	PART NUMBER	DESCRIPTION						UNITS PER ASSY	USABLE ON CODE
		1	2	3	4	5	6		
106 -		INSTRUMENT PANEL EQUIPMENT INSTALLATION -----						NP	A
- 1	0513070-9	PANEL ASSY-STATIONARY -----						1	
- 2	0513068-1	SUPPORT-LH -----						1	
- 3	0513068-2	SUPPORT-RH -----						1	
- 4	0513069-3	STIFFENER ASSY -----						1	
- 5	NAS680A3	NUTPLATE -----						1	
- 6	NAS680A08	NUTPLATE -----						7	
- 7	0513067-2	SUPPORT-COLUMN -----						1	
- 8	0513316-12	ANGLE -----						1	
- 9	0513066-1	STIFFENER ASSY -----						1	
-10	NAS682A08	NUTPLATE -----						2	
-11	NAS680A08	NUTPLATE -----						1	
-12	NAS682A08	NUTPLATE -----						1	
-13	0513066-3	STIFFENER ASSY -----						1	
-14	NAS680A08	NUTPLATE -----						2	
-15	0513316-6	ANGLE -----						1	
-16	0513078-1	GUSSET -----						1	
-17	MS35489-4	GROMMET-COVER ATTACH -----						5	
-18	SEE FIG 107	MAP CASE ASSY -----						1	
-18A	0413522-2	BRACKET-FASTENER -----						2	
	S2092-3	FASTENER-HOOK BULK ITEM -----						AR	
-19	0515003-2	EYEBROW-INSTRUMENT PANEL -----						1	
		ATTACHING PARTS							
	S1021Z4-6	SCREW -----						6	
		---*---							
-20	0513445-13	COVER ASSY-SHOCK PANEL -----						1	
-21	1513839-4	GUIDE-COVER ATTACH -----						9	
-21A	1513839-5	GUIDE-COVER ATTACH -----						2	
-22	0513071-11	PANEL ASSY-SHOCK -----						1	
		ATTACHING PARTS							
	0413523-4	MOUNT ASSY -----						4	
	AN936A8	WASHER -----						8	
	MS25082B2	NUT -----						8	
	0413247	STRAP-GROUND -----						1	
		---*---							
-23	MS35489-33	GROMMET -----						9	
	S2092-3	FASTENER-HOOK BULK ITEM -----						AR	
-24	0413531-31	COVER-RADIO -----						1	B
	0413531-59	COVER-RADIO -----						1	C
-25	0513446-2	PANEL COVER-RADIO SWITCH -----						1	
	0513446-4	PANEL COVER-RADIO SWITCH USED WITH CANTED RADIO INSTL -----						1	C
-26	0513072-3	PLATE-GAGE CLUSTER ADAPTER -----						1	
		ATTACHING PARTS							
-27	AN515-8R8	SCREW -----						6	
		---*---							
-28	0513427-1	RETAINER-INSTRUMENT -----							
		ATTACHING PARTS							
-29	AN515-6R8	SCREW -----						1	
	MS21044N06	NUT -----						1	
		---*---							
-30	0513445-22	COVER ASSY-RH -----						1	
	1513839-6	GUIDE-COVER ATTACH -----						5	
	S2092-4	FASTENER-PILE * IN LG BK1 REF S2092-4-* -----						AR	
-31	0513077-8	COVER-LOWER RH -----						1	
-32	SEE FIG 107	MAP BOX & DOOR INSTALLATION -----						1	
-33	0513077-28	COVER-LOWER LH -----						1	
-34	0513445-23	PLATE-SPLICE -----						1	
	0513445-24	PLATE-SPLICE USED WITH MAPLIGHT -----						1	
		ATTACHING PARTS							
-35	S1021Z6-8B	SCREW -----						2	
	VAS395-4-3	NUT -----						2	
		---*---							
-36	C664508-0101	CLOCK-ELECTRIC -----						1	
		ATTACHING PARTS							
	AN51586R10	SCREW -----						3	
		---*---							
-37	S1413N2	INDICATOR-TURN & BANK -----						1	
	C661003-0504	INDICATOR-TURN COORDINATOR -----						1	
		ATTACHING PARTS							
	AN51586R12	SCREW -----						3	
		---*---							
	35060-0114	INDICATOR-TURN COORDINATOR ARC NAV-O-MATIC -----						1	
		ATTACHING PARTS							
	AN515-6R14	SCREW -----						4	
	MS21045L06	NUT -----						4	
		---*---							

CONTINUED ON NEXT PAGE

Instruments (Cont)



172 SERIAL 17261899 THRU 17263458
 F172 SERIAL F17201035 THRU F17201234
 Figure 106. Instrument Panel Equipment Installation

Detail B



FIGURE AND INDEX NO.	PART NUMBER	DESCRIPTION						UNITS PER ASSY	USABLE ON CODE
		1	2	3	4	5	6		
106 -38	C661060-0109	INDICATOR-AIRSPEED -----						1	
	AN515B6R16	ATTACHING PARTS -----							
		SCREW -----						4	
		*-----							
		TRUE AIRSPEED INDICATOR INSTALLATION -----						NP	
-39	C661061-0106	INDICATOR-AIRSPEED -----						1	
-40	0700162-1	RETAINER -----						1	
		ATTACHING PARTS -----							
-41	AN515B6R16	SCREW -----						4	
		*-----							
-42	0700189-10	RING ASSY-TRUE AIRSPEED -----						1	
-43	0700162-6	SPACER -----						1	
-44	C661076-0104 *	GYRO-HORIZON -----						1	
	C661076-0103 *	GYRO-HORIZON -----						1	
	C661076-0102 *	GYRO-HORIZON -----						1	
	C661076-0101 *	GYRO-HORIZON -----						1	
		ATTACHING PARTS -----							
	AN515B6R6	SCREW -----						4	
		*-----							
	37570-0105	GYRO-HORIZON ARC NAV-O-MATIC -----						1	
		ATTACHING PARTS -----							
	AN515-6R10	SCREW -----						3	
		*-----							
-45	C661075-0102 **	GYRO-DIRECTIONAL -----						1	
	C661075-0103 **	GYRO-DIRECTIONAL -----						1	
	C661075-0101 **	GYRO-DIRECTIONAL -----						1	
	C661075-0104 **	GYRO-DIRECTIONAL -----						1	
	C661075-0105	GYRO-DIRECTIONAL A.I.M. 200H -----						1	
		ATTACHING PARTS -----							
	AN515B6R6	SCREW -----						3	
		*-----							
	40760-0104	GYRO-DIRECTIONAL ARC NAV-O-MATIC -----						1	
		ATTACHING PARTS -----							
	AN515-6R10	SCREW -----						3	
		*-----							
-46	S1311-3	GAGE-CARBURETOR AIR TEMPERATURE -----						1	
		ATTACHING PARTS -----							
	AN515B6R12	SCREW -----						4	
	NAS395-2-3	NUT -----						4	
		*-----							
-47	C661012-0101	INDICATOR-ALTIMETER -----						1	
	C661071-0101	INDICATOR-ALTIMETER FEET & INCHES 20,000 FT -----						1	
	C661071-0102 %%	INDICATOR-ALTIMETER FEET & MILLIBARS 20,000 FT -----						1	
	C661025-0102 ***	INDICATOR-ALTIMETER FEET & MILLIBARS 35,000 FT -----						1	
		ATTACHING PARTS -----							
	AN515B6R16	SCREW -----						3	
	AN936A6B	WASHER -----						3	
	AN340B6	NUT -----						3	
		*-----							
-48	C668509-0101	GAGE-SUCTION ONE INCH -----						1	
-49	C661080-0101	INDICATOR-VERTICAL SPEED -----						1	
		ATTACHING PARTS -----							
	AN515B6R16	SCREW -----						4	
		*-----							
-50	C668020-0102	TACHOMETER -----						1	
		ATTACHING PARTS -----							
	AN515B6R8	SCREW -----						4	
	AN936A6B	WASHER -----						4	
		*-----							
-51	S1605-8	SHAFT-TACHOMETER DRIVE -----						1	
		RADIO INSTALLATION SEE ELECTRONICS MANUAL -----						NP	
-52	C669504-0103	INSTRUMENT CLUSTER -----						1	
-53	441347	GAGE-LH FUEL SW -----						1	
-54	444678	GAGE-OIL PRESSURE SW -----						1	
-55	C669505-0101	INSTRUMENT CLUSTER -----						1	
		ATTACHING PARTS -----							
-56	AN515-6R5	SCREW -----						2	
-57	AN960D6L	WASHER -----						2	
-58	NAS430D1-42	SPACER -----						2	
-59	MS21045L06	NUT -----						2	
		*-----							
-60	441346	GAGE-RH FUEL SW -----						1	
-61	442792	GAGE-OIL TEMP SW -----						1	
	0500118-96	TUBE ASSY-OIL PRESSURE GAGE TO FIREWALL -----						1	

CONTINUED ON NEXT PAGE

FIGURE AND INDEX NO.	PART NUMBER	DESCRIPTION	UNITS PER ASSY	USABLE ON CODE
106 -62	S1320-5	AMMETER ----- ATTACHING PARTS -----	1	
	S1558-1	BRACKET-AMMETER GAGE -----	1	
	0513392-5	SPACER -----	1	
	AN51588R4	SCREW -----	4	
	MS21044N08	NUT ----- -----*	4	
-63	C664501-0103	HOURLY METER ----- ATTACHING PARTS -----	1	
	AN515-6R6	SCREW -----	4	
	AN960-6	WASHER -----	8	
	MS21045L06	NUT ----- -----*	4	
-64	C668001-0105	INDICATOR-FLAP ----- ATTACHING PARTS -----	1	
	S1558-1	BRACKET -----	1	
	0513392-5	SPACER ----- -----*	1	
-65	S2135-1	LIGHT ASSY-OVERVOLTAGE -----	1	
-66	0513039-7	LIGHTER ASSY-CIGAR -----	1	
	L4858	ELEMENT ASSY CUNO -----	1	
	S1982-1	KNOB-CIGAR LIGHTER -----	1	
	60232-1	CIRCUIT BREAKER-CIGAR LIGHTER -----	1	
-67	0760131-6	SUPPORT ASSY-CONTROL LH -----	1	
-68	0760131-1	SUPPORT ASSY-CONTROL RH -----	1	
-69	S1239-48	CONTROL ASSY-CABIN HEAT -----	1	
-70	S1239-47	CONTROL ASSY-CABIN AIR -----	1	
-71	S1981-5	KNOB ASSY-ALT STATIC AIR -----	1	
-72	S1661-2	SWITCH-FLAP MOTOR -----	1	
	S1771-1	KNOB-FLAP CONTROL -----	1	
	S1216-4	NUT-DECORATIVE -----	1	
-73	S1777-3	CONTROL ASSY-MIXTURE -----	1	
	1213646-3	WASHER -----	2	
	0513405-2	SPACER -----	1	
-74	C299505-0102	CONTROL ASSY-THROTTLE -----	1	
-75	S1230-15	CONTROL ASSY-CARBURETOR HEAT -----	1	
-76	C291502-0103	CONTROL ASSY-PRIMER ----- PANEL ASSY-REMOVABLE SWITCH ----- ATTACHING PARTS -----	1 NP	
	AN515-8R8	SCREW ----- -----*	4	
-77	0513076-34	COVER ASSY-SWITCH PANEL -----	1	
-78	S2160-4	SWITCH LANDING & TAXI LIGHT -----	1	
	S2160-5	SWITCH LANDING & TAXI LIGHT -----	1	
-79	S2160-1	SWITCH STROBE LIGHT -----	1	
-80	S2160-1	SWITCH BEACON LIGHT -----	1	
-81	S2160-1	SWITCH NAVIGATION LIGHT -----	1	
-82	S2160-1	SWITCH PITOT HEAT -----	1	
	S1824-1	SWITCH PITOT HEAT FLOATPLANE ONLY -----	1	
	S2161-1	COVER-SWITCH USED WHEN SWITCHES ARE NOT INSTALLED -----	3	
-83	S2161-2	COVER-SWITCH USED WHEN SWITCH IS NOT INSTALLED -----	1	
-84	S1360-5L	CIRCUIT BREAKER 5 AMP TURN COORDINATOR -----	1	
-85	S1360-10L	CIRCUIT BREAKER 10 AMP PITOT HEAT -----	1	
-86	S1360-5L	CIRCUIT BREAKER 5 AMP STROBE LIGHT -----	1	
-87	S1360-15L	CIRCUIT BREAKER 15 AMP FLAP -----	1	
-88	S1360-10L	CIRCUIT BREAKER 10 AMP INSTRUMENT LIGHTS -----	2	
-89	S1360-10L	CIRCUIT BREAKER 10 AMP BEACON LIGHT -----	1	
-90	S1360-10L	CIRCUIT BREAKER 10 AMP NAVIGATION LIGHT -----	1	
-90A	S1360-20L	CIRCUIT BREAKER 20 AMP LANDING LIGHTS -----	1	
-90B	S1596-60	CIRCUIT BREAKER 60 AMP ALTERNATOR -----	1	
-90C	S1360-5L	CIRCUIT BREAKER 5 AMP ALT FIELD -----	1	
-90D	C292501-0104	KIT-IGNITION SWITCH -----	1	
-91	S1994-1-1	SWITCH-MASTER -----	1	
-91A	S1843-1	MOUNTING BEZEL-MASTER SWITCH -----	1	
-91B	S1995-4	KNOB ASSY-RESISTOR -----	1	
	S2091-5	RESISTOR-PANEL LIGHTS -----	1	
	AN56582H3	SCREW-SET -----	1	
-92	0513434-5	PAD-KNEE ----- ATTACHING PARTS -----	1	
	AN515-8R13	SCREW -----	2	
	AN960D8L	WASHER ----- -----*	2	

CONTINUED ON NEXT PAGE

FIGURE AND INDEX NO.	PART NUMBER	DESCRIPTION	UNITS PER ASSY	USABLE ON CODE
		1 2 3 4 5 6 7		
106 -92A	0513454-3	PAD-KNEE ----- ATTACHING PARTS -----		
	AN515-8R13	SCREW -----	2	
	AN960D8L	WASHER -----	2	
		---*---		
-92B	0513434-4	PAD-KNEE ----- ATTACHING PARTS -----	1	
	S1021Z6-12C	SCREW -----	2	
	AN960D6L	WASHER -----	2	
		---*---		
-93	C622003-0105	PLACARD-STROBE LIGHT WARNING -----	1	
-94	I213004-2	RETAINER-AIRCRAFT IDENTIFICATION ----- ATTACHING PARTS -----	1	
	S1022Z6-108	SCREW -----	2	
	NAS446-2-3	NUT -----	2	
		---*---		
-95	0505042-2	PLACARD-MARKER BEACON -----	1	
-95A	0400210-2	PLACARD-COMPASS CORRECTION FLOATPLANE ONLY -----	1	
-95B	I220112-4	PLACARD-FLOATPLANE FLAPS FLOATPLANE ONLY -----	1	
-96	0505009-3	PLACARD-WINTERIZATION -----	1	
		 NOTE. *THESE GYROS ARE PHYSICALLY & FUNCTIONALLY INTERCHANGEABLE.		
		 NOTE. **THESE GYROS ARE PHYSICALLY & FUNCTIONALLY INTERCHANGEABLE.		
		 NOTE. %THIS KIT ALSO INCLUDES TWO DOOR LOCKS & KEYS.		
		 NOTE. □THIS PART NUMBER MUST HAVE A SECOND DASH NUMBER ADDED TO DENOTE COLOR. REFER TO HOW TO ORDER INTERIOR PARTS - SEE PAGE XIX.		
		 NOTE. ***FOR DUAL ALTIMETER INSTALLATION-20 FT INCREMENTS, USE 2 C661025-0102 ALTIMETERS & 6 EACH AN515B6R16 SCREW, AN936A6B WASHER & AN340B6 NUT.		
		 NOTE. %%FOR DUAL ALTIMETER INSTALLATION-50 FT INCREMENTS, USE 2 C661071-0102 ALTIMETERS & 6 EACH AN515B6R16 SCREW, AN936A6B WASHER & AN340B6 NUT.		
		 A---172 SERIAL 17261899 THRU 17263458 F172 SERIAL F17201035 THRU F17201234		
		B---172 SERIAL 17261899 THRU 17262983 F172 SERIAL F17201035 THRU F17201234		
		C---172 SERIAL 17262984 THRU 17263458		

This page intentionally left blank.

FIGURE AND INDEX NO.	PART NUMBER	DESCRIPTION	UNITS PER ASSY	USABLE ON CODE
		1 2 3 4 5 6 7		
107 -		MAP COMPARTMENT INSTALLATION -----	NP	A
- 1	0513225-4	BOX ASSEMBLY -----	1	
		ATTACHING PARTS -----		
- 2	S1021Z6-6	SCREW -----	4	
- 3	S1021Z4-5	SCREW -----	2	
- 4	NAS395-1-3	NUT -----	2	
		-----*-----		
- 5	NAS395-6-3	NUT -----	4	
- 6	S1213-1	CATCH -----	1	
	0513133-90	DOOR ASSEMBLY--MAP BOX -----	1	
		ATTACHING PARTS -----		
- 7	S1021Z6-6	SCREW -----	6	
		-----*-----		
- 8	0713303-7	KNOB--MAP BOX DOOR -----	1	
		ATTACHING PARTS -----		
	AN515-6R6	SCREW -----	2	
		-----*-----		
- 9	S1213-3	STRIKER -----	1	
		ATTACHING PARTS -----		
	AN340-8	NUT -----	1	
	AN936A8	WASHER -----	1	
		-----*-----		
CONTINUED ON NEXT PAGE				

Map Compartment

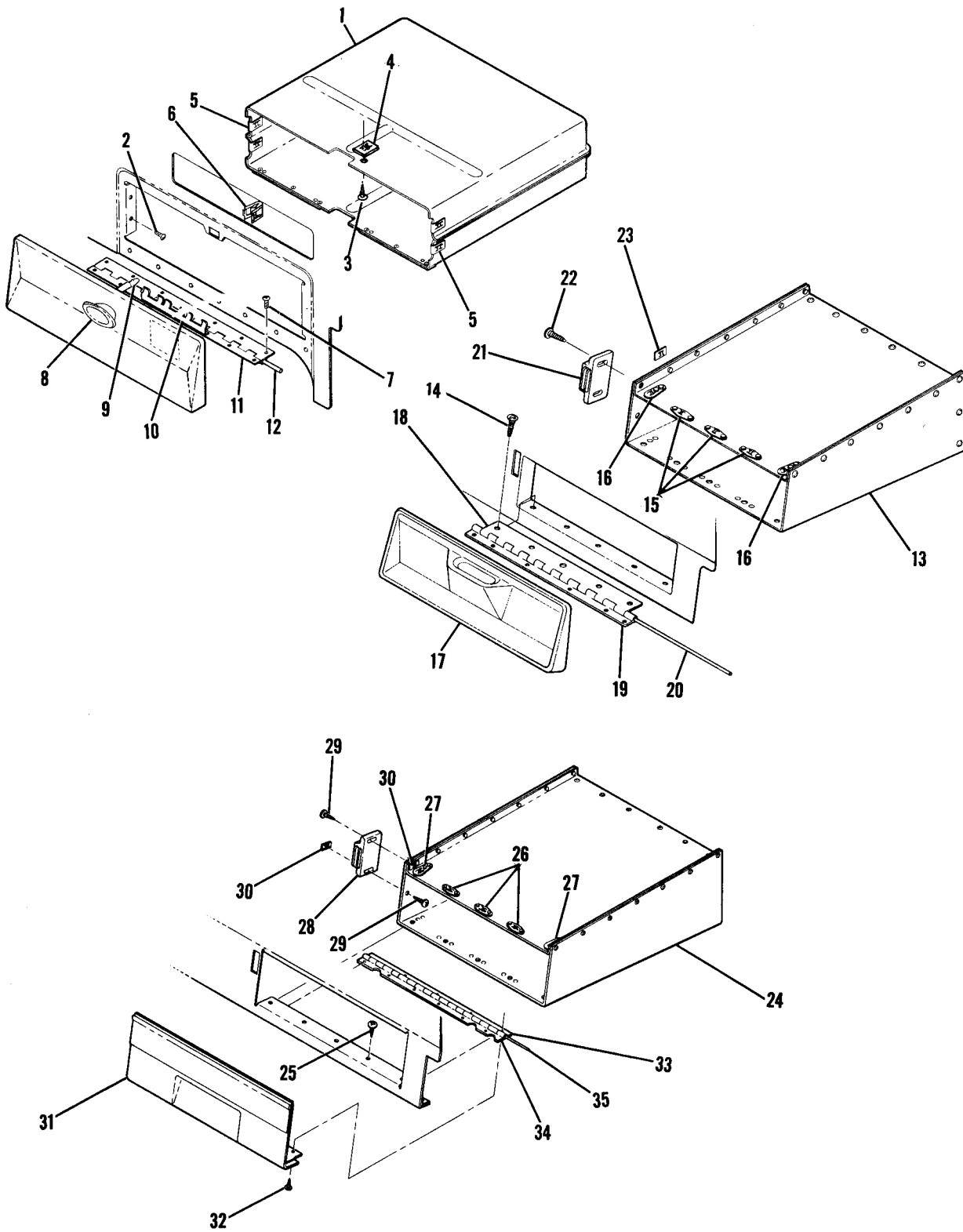


Figure 107. Map Compartment Installation

FIGURE AND INDEX NO.	PART NUMBER	DESCRIPTION	UNITS PER ASSY	USABLE ON CODE
		1 2 3 4 5 6 7		
107 -10	0411099-3	RETAINER-FUSE -----	1	
-11	0513133-9	HINGE ASSEMBLY-MAP BOX DOOR -----	1	
-12	MS20253-2	PIN-HINGE 9.96 IN LG BULK ITEM REF MS20253-2-996 -----	1	
		MAP BOX & DOOR INSTALLATION -----	NP	B
-13	0513320-8	CASE ASSEMBLY-MAP -----	1	
		ATTACHING PARTS -----		
-14	S1021Z6-6	SCREW -----	10	
		---*---		
-15	S1863-2A	NUT-ANCHOR -----	6	
-16	S1862-1A	NUT-ANCHOR -----	4	
-17	0513321-1	DOOR ASSEMBLY-MAP CASE -----	1	
-18	0513321-6	HINGE HALF -----	1	
-19	0513321-7	HINGE HALF -----	1	
-20	MS20253-2	PIN-HINGE 9.00 IN LG BULK ITEM REF MS20253-2-900 -----	1	
-21	S1895-1	CATCH ASSEMBLY -----	1	
		ATTACHING PARTS -----		
-22	S1021Z6-8	SCREW -----	2	
-23	NAS446-2-3	NUT -----	2	
		---*---		
		MAP BOX & DOOR INSTALLATION -----	NP	C
-24	0513320-8	MAP CASE ASSEMBLY -----	1	
		ATTACHING PARTS -----		
-25	S1021Z6-6	SCREW -----	10	
		---*---		
-26	S1863-2A	NUT-ANCHOR -----	6	
-27	S1862-1A	NUT-ANCHOR -----	4	
-28	S1895-1	CATCH ASSEMBLY-MAGNETIC -----	1	
		ATTACHING PARTS -----		
-29	S1021Z6-8	SCREW -----	2	
-30	NAS446-2-3	NUT -----	2	
		---*---		
-31	0513390-12	DOOR ASSEMBLY-MAP CASE -----	1	D
	0513390-29	DOOR ASSEMBLY-MAP CASE -----	1	E
	0513422-1	DOOR ASSEMBLY-MAP CASE -----	1	F
	0513438-1	DOOR ASSEMBLY-MAP CASE -----	1	G
		ATTACHING PARTS -----		
-32	AN515-6R12	SCREW -----	5	F
	AN515-6R5	SCREW -----	5	G
	NAS43DD1-40	SPACER -----	5	F
	MS21044N06	NUT -----	5	F
	NAS960D6L	WASHER -----	5	F
		---*---		
	0513424-2	PAD -----	1	F
	1514014-1	CAP -----	1	F
	0513438-8	PAD -----	1	G
-33	0513316-21	HINGE HALF -----	1	
-34	0513316-22	HINGE HALF -----	1	
-35	MS20253P1	PIN-HINGE 8.14 IN LG BULK ITEM REF MS20253P1-814 -----	1	
<p>NOTE. □ THIS PART NUMBER MUST HAVE A SECOND DASH NUMBER ADDED TO DENOTE COLOR. REFER TO HOW TO ORDER INTERIOR PARTS-PAGE XIX.</p> <p>A---172 SERIAL 17249545 THRU 17250572 P172 SERIAL P17257120 THRU P17257188 F172 SERIAL F172-0001 THRU F172-0018 FP172 SERIAL FP172-0001 THRU FP172-0003</p> <p>B---172 SERIAL 17250573 THRU 17254892 F172 SERIAL F172-0019 THRU F172-0319</p> <p>C---172 SERIAL 17254893 THRU 17263458 F172 SERIAL F172-0320 THRU F17201234</p> <p>D---172 SERIAL 17254893 THRU 17257161 F172 SERIAL F172-0320 THRU F172-0559</p> <p>E---172 SERIAL 17257162 THRU 17259223 F172 SERIAL F172-0560 THRU F17200754</p> <p>F---172 SERIAL 17259224 THRU 17259903 F172 SERIAL F17200755 THRU F17200804</p> <p>G---172 SERIAL 17259904 THRU 17263458 F172 SERIAL F17200805 THRU F17201234</p>				

Fuselage Equipment

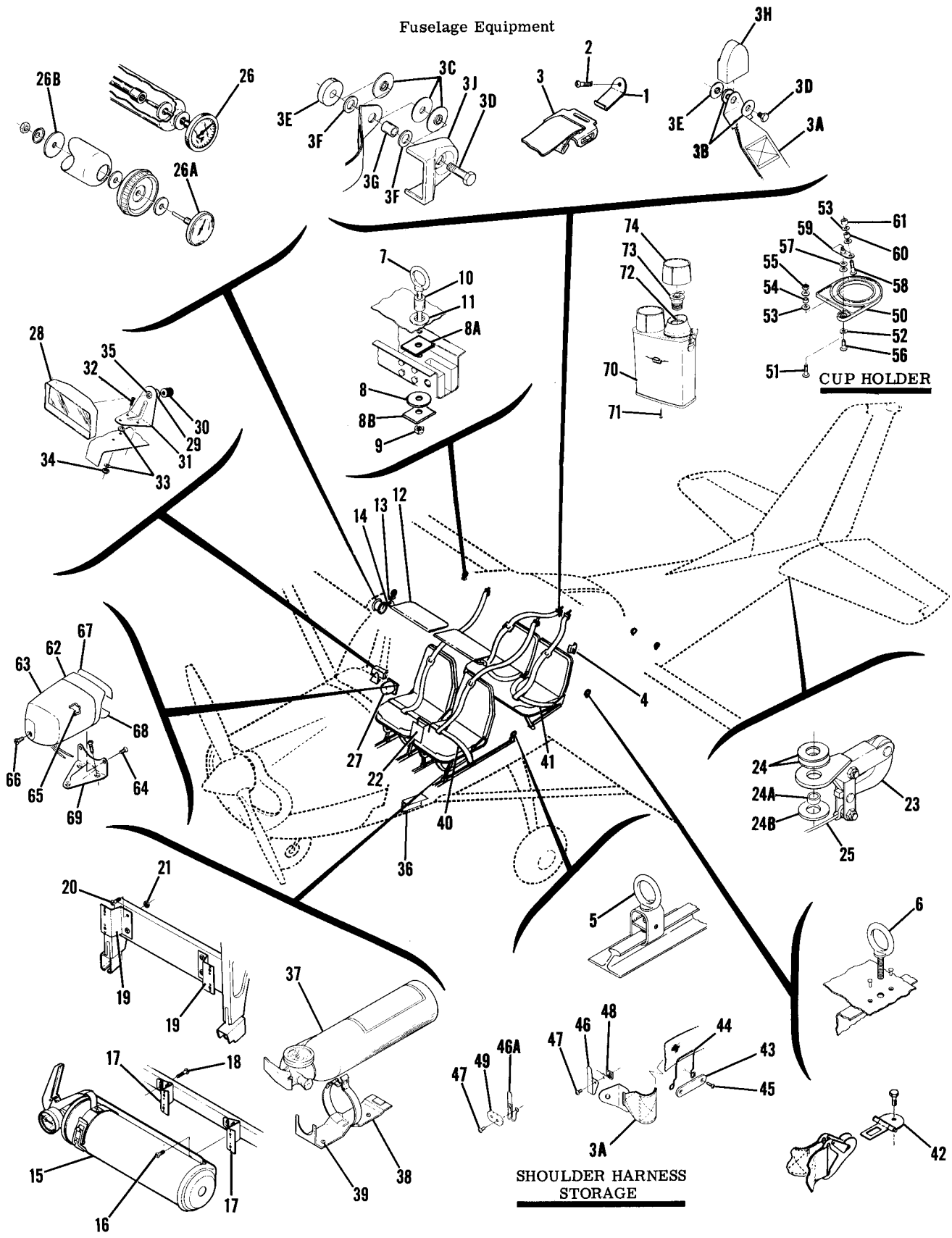


Figure 108. Fuselage Equipment Installation

FIGURE AND INDEX NO.	PART NUMBER	DESCRIPTION	UNITS PER ASSY	USABLE ON CODE
108 -		FUSELAGE EQUIPMENT INSTALLATION -----	NP	
- 1	0500223-3 0511232-3	HOOK-SHOULDER HARNESS REAR ----- HOOK-SHOULDER HARNESS FRONT -----	2 2	N N
		ATTACHING PARTS		
- 2	NAS221-10	SCREW -----	1	
		-----*		
- 3	S2029-1	SHOULDER HARNESS ASSEMBLY -----	4	N
- 3A	S2240W201	SHOULDER HARNESS ASSEMBLY BROWN -----	4	W
	S2240H201	SHOULDER HARNESS ASSEMBLY BLUE -----	4	W
	S2240G201	SHOULDER HARNESS ASSEMBLY GREEN -----	4	W
	S2240F201	SHOULDER HARNESS ASSEMBLY RED -----	4	W
	S2240B201	SHOULDER HARNESS ASSEMBLY BLACK -----	4	W
	S2240W201	SHOULDER HARNESS ASSEMBLY BROWN -----	4	X
	S2240L201	SHOULDER HARNESS ASSEMBLY BLUE -----	4	X
	S2240C201	SHOULDER HARNESS ASSEMBLY GREEN -----	4	X
	S2240A201	SHOULDER HARNESS ASSEMBLY RED -----	4	X
	S2240B201	SHOULDER HARNESS ASSEMBLY BLACK -----	4	X
	S2240W201	SHOULDER HARNESS ASSEMBLY GOLD -----	4	Y
	S2240U201	SHOULDER HARNESS ASSEMBLY BLUE -----	4	Y
	S2240AA201	SHOULDER HARNESS ASSEMBLY OLIVE -----	4	Y
	S2240Z201	SHOULDER HARNESS ASSEMBLY RED -----	4	Y
	S2240B201	SHOULDER HARNESS ASSEMBLY BLACK -----	4	Y
	S2240CC201	SHOULDER HARNESS ASSEMBLY BROWN -----	4	Z
	S2240BB201	SHOULDER HARNESS ASSEMBLY BLUE -----	4	Z
	S2240AA201	SHOULDER HARNESS ASSEMBLY GREEN -----	4	Z
	S2240T201	SHOULDER HARNESS ASSEMBLY RED -----	4	Z
	S2240DD201	SHOULDER HARNESS ASSEMBLY GOLD -----	4	Z
	S2240B201	SHOULDER HARNESS ASSEMBLY BLACK -----	4	Z
		ATTACHING PARTS		
- 3B	S2074-1	SPACER -----	2	AA
- 3C	S2074-1	SPACER -----	3	AB
- 3D	NAS464P4A8	BOLT FWD SHOULDER HARNESS -----	1	
	NAS464P4A6	BOLT REAR SHOULDER HARNESS -----	1	
- 3E	2013131-1	SPACER FWD SHOULDER HARNESS -----	1	P
- 3F	AN960-616	WASHER -----	2	AD
- 3G	NAS43HT4-22	SPACER -----	1	AD
- 3H	S2076-1	COVER -----	1	AA
- 3J	0415010-1	COVER -----	1	AC
		-----*		
- 4	10004-98	JACK POINT -----	1	N
	0541208-1	JACK PAD ASSEMBLY -----	1	AF
- 5	0711121-2	SLIDE ASSEMBLY-CARGO TIE-DOWN -----	2	
- 6	0511165	EYEBOLT-CARGO TIE-DOWN -----	6	
- 7	0541115-3	EYEBOLT-HOISTING -----	4	
		ATTACHING PARTS		
- 8	AN970-5	WASHER LWR -----	1	AE
- 8A	0541115-4	PLATE UPR -----	1	
- 8B	0541115-4	PLATE LWR -----	1	U
- 9	MS21042L5	NUT -----	1	
		-----*		
-10	0541115-2	SPACER -----	4	
-11	MS35489-17	GROMMET -----	4	
-12	0700122-1	SUN VISOR ASSEMBLY-LH -----	1	AG
	0700122-13	SUN VISOR ASSEMBLY-LH -----	1	D
	0700122-2	SUN VISOR ASSEMBLY-RH -----	1	AG
	0700122-12	SUN VISOR ASSEMBLY-RH -----	1	D
		ATTACHING PARTS		
-13	0713011-12	BRACKET-SUN VISOR -----	1	
-14	AN507-1032R14	SCREW -----	2	
		-----*		
-15	0800111-2	FIRE EXTINGUISHER -----	1	L
		ATTACHING PARTS		
-16	AN515-8R8	SCREW -----	4	L
	NAS680A08K	NUTPLATE -----	4	L
		-----*		
-17	1400054-2	BRACKET-FIRE EXTINGUISHER -----	2	C
		ATTACHING PARTS		
-18	AN515-8R12	SCREW -----	4	C
		-----*		
-19	0500120-2	SUPPORT ASSEMBLY-FIRE EXTINGUISHER ADJUSTABLE SEAT ONLY -----	2	C
		ATTACHING PARTS		
-20	AN515-8R16	SCREW -----	2	C
-21	MS21044N08	NUT -----	2	C
		-----*		

CONTINUED ON NEXT PAGE

FIGURE AND INDEX NO.	PART NUMBER	DESCRIPTION							UNITS PER ASSY	USABLE ON CODE
		1	2	3	4	5	6	7		
108 -22	0513165-1	CONTROL LOCK ASSEMBLY -----							1	A
	0513342-1	CONTROL LOCK ASSEMBLY -----							1	B
	0513385-2	CONTROL LOCK ASSEMBLY -----							1	E
	0513385-7	CONTROL LOCK ASSEMBLY -----							1	P
	SEE FIG 109	PORTABLE STRETCHER INSTALLATION -----							NP	
	0501019-1	TOW BAR -----							1	
	10004-101-1	TIRE EXPANDER -----							1	A
	SEE FIG 18	CUP-FUEL SAMPLER -----							1	
-23	0500228-2	TOW HOOK-GLIDER -----							1	
		ATTACHING PARTS								
-24	AN970-5	WASHER-TOW HOOK -----							2	
-24A	0500228-5	BUSHING -----							1	
-24B	S1450-5-14	WASHER -----							1	
		*-----								
-25	0500228-3	CORD-TOW HOOK -----							1	
-26	S1322-1	GAGE-OUTSIDE AIR TEMPERATURE WEU C668507-0101 -----							1	J
-26A	C668507-0101	GAGE-OUTSIDE AIR TEMPERATURE -----							1	K
-26B	S1450-5A24-040	WASHER USED WITH C668507-0101 -----							1	K
-27	0713068-1	COMPASS ASSEMBLY WHEN EXHAUSTED USE C660501-0201 -----							1	G
	C660501-0201	COMPASS ASSEMBLY -----							1	H
		ATTACHING PARTS								
	AN51596R12	SCREW -----							2	
		*-----								
-28	0500312-2	REAR VIEW MIRROR INSTALLATION -----							NP	D
		MIRROR & COVER ASSEMBLY -----							1	
		ATTACHING PARTS								
-29	S1450-4A11-.063	WASHER -----							1	
-30	0500313-1	NUT-REAR VIEW MIRROR -----							1	
		*-----								
-31	0500310-1	BRACKET ASSEMBLY -----							1	
		ATTACHING PARTS								
-32	AN5078832R8	SCREW -----							3	
-33	S1450-3A14-.050	WASHER -----							4	
-34	MS203658832C	NUT -----							3	
		*-----								
-35	MS35489-6	GROMMET-BRACKET ASSEMBLY -----							1	
-36	SEE FIG 110	STEP & HANDLE INSTALLATION -----							1	F
-37	C421001-0101	FIRE EXTINGUISHER -----							1	M
-38	C421001-0102	BRACKET ASSEMBLY-FIRE EXTINGUISHER -----							1	M
		ATTACHING PARTS								
-39	AN520-10R8	SCREW -----							4	M
	NAS680A3	NUTPLATE -----							4	M
		*-----								
-40	SEE FIG 87	SAFETY BELT ASSEMBLY-FRONT SEAT -----							2	Q
	SEE FIG 88	SAFETY BELT ASSEMBLY-FRONT SEAT -----							2	R
	S2240W103	*	SAFETY BELT ASSEMBLY-FRONT SEAT				BROWN	2	W	
	S2240H103	*	SAFETY BELT ASSEMBLY-FRONT SEAT				BLUE	2	W	
	S2240C103	*	SAFETY BELT ASSEMBLY-FRONT SEAT				GREEN	2	W	
	S2240F103	*	SAFETY BELT ASSEMBLY-FRONT SEAT				RED	2	W	
	S2240B103	*	SAFETY BELT ASSEMBLY-FRONT SEAT				BLACK	2	X	
	S2240W103	*	SAFETY BELT ASSEMBLY-FRONT SEAT				BROWN	2	X	
	S2240L103	*	SAFETY BELT ASSEMBLY-FRONT SEAT				BLUE	2	X	
	S2240C103	*	SAFETY BELT ASSEMBLY-FRONT SEAT				GREEN	2	X	
	S2240A103	*	SAFETY BELT ASSEMBLY-FRONT SEAT				RED	2	X	
	S2240B103	*	SAFETY BELT ASSEMBLY-FRONT SEAT				BLACK	2	X	
	S2240W103	*	SAFETY BELT ASSEMBLY-FRONT SEAT				GOLD	2	Y	
	S2240U103	*	SAFETY BELT ASSEMBLY-FRONT SEAT				BLUE	2	Y	
	S2240AA103	*	SAFETY BELT ASSEMBLY-FRONT SEAT				OLIVE	2	Y	
	S2240Z103	*	SAFETY BELT ASSEMBLY-FRONT SEAT				RED	2	Y	
	S2240B103	*	SAFETY BELT ASSEMBLY-FRONT SEAT				BLACK	2	Y	
	S2240CC103	*	SAFETY BELT ASSEMBLY-FRONT SEAT				BROWN	2	Z	
	S2240BB103	*	SAFETY BELT ASSEMBLY-FRONT SEAT				BLUE	2	Z	
	S2240AA103	*	SAFETY BELT ASSEMBLY-FRONT SEAT				GREEN	2	Z	
	S2240T103	*	SAFETY BELT ASSEMBLY-FRONT SEAT				RED	2	Z	
	S2240DD103	*	SAFETY BELT ASSEMBLY-FRONT SEAT				GOLD	2	Z	
	S2240B103	*	SAFETY BELT ASSEMBLY-FRONT SEAT				BLACK	2	Z	
		ATTACHING PARTS								
	AN4-6A	BOLT -----							2	
	NAS43HT4-22	SPACER -----							2	
	MS21042L4	NUT -----							2	
		*-----								

CONTINUED ON NEXT PAGE

FIGURE AND INDEX NO.	PART NUMBER	DESCRIPTION							UNITS PER ASSY	USABLE ON CODE	
		1	2	3	4	5	6	7			
108 -41	SEE FIG 95	SEAT BELT ASSY-REAR SEAT							2	S	
	S1746W13	SEAT BELT ASSY-REAR SEAT					BROWN		2	W	
	S1746H13	SEAT BELT ASSY-REAR SEAT					BLUE		2	W	
	S1746G13	SEAT BELT ASSY-REAR SEAT					GREEN		2	W	
	S1746F13	SEAT BELT ASSY-REAR SEAT					RED		2	W	
	S1746B13	SEAT BELT ASSY-REAR SEAT					BLACK		2	W	
	S1746W13	SEAT BELT ASSY-REAR SEAT					BROWN		2	X	
	S1746L13	SEAT BELT ASSY-REAR SEAT					BLUE		2	X	
	S1746C13	SEAT BELT ASSY-REAR SEAT					GREEN		2	X	
	S1746A13	SEAT BELT ASSY-REAR SEAT					RED		2	X	
	S1746B13	SEAT BELT ASSY-REAR SEAT					BLACK		2	X	
	S1746W13	SEAT BELT ASSY-REAR SEAT					GOLD		2	Y	
	S1746U13	SEAT BELT ASSY-REAR SEAT					BLUE		2	Y	
	S1746AA13	SEAT BELT ASSY-REAR SEAT					OLIVE		2	Y	
	S1746Z13	SEAT BELT ASSY-REAR SEAT					RED		2	Y	
	S1746B13	SEAT BELT ASSY-REAR SEAT					BLACK		2	Y	
	S1746CC13	SEAT BELT ASSY-REAR SEAT					BROWN		2	Z	
	S1746BB13	SEAT BELT ASSY-REAR SEAT					BLUE		2	Z	
	S1746AA13	SEAT BELT ASSY-REAR SEAT					GREEN		2	Z	
	S1746T13	SEAT BELT ASSY-REAR SEAT					RED		2	Z	
	S1746DD13	SEAT BELT ASSY-REAR SEAT					GOLD		2	Z	
	S1746B13	SEAT BELT ASSY-REAR SEAT					BLACK		2	Z	
	S2240W108	% SEAT BELT ASSY-REAR SEAT					BROWN		2	W	
	S2240H108	% SEAT BELT ASSY-REAR SEAT					BLUE		2	W	
	S2240G108	% SEAT BELT ASSY-REAR SEAT					GREEN		2	W	
	S2240F108	% SEAT BELT ASSY-REAR SEAT					RED		2	W	
	S2240B108	% SEAT BELT ASSY-REAR SEAT					BLACK		2	W	
	S2240W108	% SEAT BELT ASSY-REAR SEAT					BROWN		2	X	
	S2240L108	% SEAT BELT ASSY-REAR SEAT					BLUE		2	X	
	S2240C108	% SEAT BELT ASSY-REAR SEAT					GREEN		2	X	
	S2240A108	% SEAT BELT ASSY-REAR SEAT					RED		2	X	
	S2240B108	% SEAT BELT ASSY-REAR SEAT					BLACK		2	X	
	S2240W108	% SEAT BELT ASSY-REAR SEAT					GOLD		2	Y	
	S2240U108	% SEAT BELT ASSY-REAR SEAT					BLUE		2	Y	
	S2240AA108	% SEAT BELT ASSY-REAR SEAT					OLIVE		2	Y	
	S2240Z108	% SEAT BELT ASSY-REAR SEAT					RED		2	Y	
	S2240B108	% SEAT BELT ASSY-REAR SEAT					BLACK		2	Y	
	S2240CC108	% SEAT BELT ASSY-REAR SEAT					BROWN		2	Z	
	S2240BB108	% SEAT BELT ASSY-REAR SEAT					BLUE		2	Z	
	S2240AA108	% SEAT BELT ASSY-REAR SEAT					GREEN		2	Z	
	S2240T108	% SEAT BELT ASSY-REAR SEAT					RED		2	Z	
	S2240DD108	% SEAT BELT ASSY-REAR SEAT					GOLD		2	Z	
	S2240B108	% SEAT BELT ASSY-REAR SEAT					BLACK		2	Z	
			ATTACHING PARTS								
		AN4-6A	BOLT							2	
		NAS43HT4-10	SPACER							2	
		AN960-416	WASHER							2	Z
		MS21042L4	NUT							2	
			*-----								
	-42	0711083-1	LATCH ASSEMBLY							2	
			ATTACHING PARTS								
		AN4-6A	BOLT							2	
			*-----								
	-43	S2081-2	COVER-SHOULDER HARNESS CLIP							AR	
	-44	S2081-1	CLIP-SHOULDER HARNESS STORAGE							AR	
		ATTACHING PARTS									
-45	S1023A6-8C	SCREW							2		
		*-----									
-46	S2080-1	HOOK-SHOULDER HARNESS STORAGE							2	V	
-46A	S2081-5	HOOK-SHOULDER HARNESS STORAGE							2	Y	
		ATTACHING PARTS									
-47	S1021Z4-6C	SCREW							2		
-48	NAS446-1-3	NUT							2		
		*-----									
-49	S2081-4	COVER-SHOULDER HARNESS CLIP							2	Y	

CONTINUED ON NEXT PAGE

FIGURE AND INDEX NO.	PART NUMBER	DESCRIPTION	UNITS PER ASSY	USABLE ON CODE
108 -50	0501022-1	CUP HOLDER -----	2	T
		ATTACHING PARTS -----		
-51	AN525-10R14	SCREW RH -----	1	T
-52	S1357-3	WASHER -----	1	T
-53	AN960-10L	WASHER -----	2	T
-54	NAS43003-8	SPACER RH -----	1	T
-55	MS21044N3	NUT RH -----	1	T
-56	AN525-10R12	SCREW LH -----	1	T
-57	AN960-10	WASHER LH -----	2	T
-58	AN525-832R20	SCREW LH -----	1	T
-59	0513437-2	BRACKET ASSY LH -----	1	T
-60	NAS43003-26	SPACER LH -----	1	T
-61	NAS43003-19	SPACER LH -----	1	T
		---*---		
		COMPASS INSTALLATION -----	NP	U
-62	0413517-13	BEZEL-COMPASS -----	1	
-63	0413517-12	CUP-COMPASS -----	1	
		ATTACHING PARTS -----		
-64	AN51084R8	SCREW -----	2	
		---*---		
-65	C660501-0101	COMPASS -----	1	
		ATTACHING PARTS -----		
-66	AN5078832R14	SCREW -----	1	
		---*---		
-67	0400213-5	PLACARD -----	1	
-68	0400213-4	PLACARD -----	1	
-69	SEE FIG 33	BRACKET -----	1	
-70	C733001-0101	TWIN PACK ASSY-BEVERAGE -----	1	U
-71	S1021A10-16	SCREW -----	2	
-72	01	FILLER LFC -----	2	
-73	C733001-0103	STOPPER -----	2	
-74	1195-0061	CAP LFC -----	2	
<p>NOTE. *WHEN ORDERING SEAT BELTS FOR AUSTRALIAN USE, ADD VH TO PART NUMBER. EXAMPLE-S2240W103VH</p> <p>NOTE. ‡THESE SEAT BELTS ARE TO BE USED ON AIRPLANES EQUIPPED WITH SHOULDER HARNESS.</p> <p>A---172 SERIAL 17249545 THRU 17250572 P172 SERIAL P17257120 THRU P17257188 F172 SERIAL F172-0001 THRU F172-0018 FP172 SERIAL FP172-0001 THRU FP172-0003</p> <p>B---172 SERIAL 17250573 THRU 17253392 F172 SERIAL F172-0019 THRU F172-0179</p> <p>C---172 SERIAL 17250573 THRU 17251822 F172 SERIAL F172-0019 THRU F172-0085</p> <p>D---172 SERIAL 17251823 THRU 17263458 F172 SERIAL F172-0086 THRU F17201234</p> <p>E---172 SERIAL 17253393 THRU 17259223 F172 SERIAL F172-0180 THRU F17200754</p> <p>F---172 SERIAL 17257162 THRU 17263458 F172 SERIAL F172-0560 THRU F17201234</p> <p>G---172 SERIAL 17249545 THRU 17258170 F172 SERIAL F172-0001 THRU F17200739</p> <p>H---172 SERIAL 17258171 THRU 17259903 F172 SERIAL F17200740 THRU F17200804</p> <p>J---172 SERIAL 17249545 THRU 17257175 F172 SERIAL F172-0001 THRU F172-0619</p> <p>K---172 SERIAL 17257176 THRU 17263458 F172 SERIAL F172-0620 THRU F17201234</p> <p>L---172 SERIAL 17249545 THRU 17258890 F172 SERIAL F172-0001 THRU F17200754 P172 SERIAL P17257120 THRU P17257188 FP172 SERIAL FP172-0001 THRU FP172-0003</p> <p>M---172 SERIAL 17258891 THRU 17263458 F172 SERIAL F17200755 THRU F17201234</p>				
CONTINUED ON NEXT PAGE				



FIGURE AND INDEX NO.	PART NUMBER	DESCRIPTION	UNITS PER ASSY	USABLE ON CODE
108 -		<p style="text-align: center;">1 2 3 4 5 6 7</p> <p>N---172 SERIAL 17249545 THRU 17259223 F172 SERIAL F172-0001 THRU F17200754 P172 SERIAL P17257120 THRU P17257188 FP172 SERIAL FP172-0001 THRU FP172-0003</p> <p>P---172 SERIAL 17259224 THRU 17263458 F172 SERIAL F17200755 THRU F17201234</p> <p>Q---172 SERIAL 17249545 THRU 17256512 F172 SERIAL F172-0001 THRU F172-0431 F172-0436 THRU F172-0442 F172-0444 THRU F172-0446 P172 SERIAL P17257120 THRU P17257188 FP172 SERIAL FP172-0001 THRU FP172-0003</p> <p>R---172 SERIAL 17256513 THRU 17259223 F172 SERIAL F172-0432 THRU F172-0435 F172-0443, F172-0447, THRU F17200754</p> <p>S---172 SERIAL 17249545 THRU 17259223 F172 SERIAL F172-0001 THRU F17200754 P172 SERIAL P17257120 THRU P17257188 FP172 SERIAL FP172-0001 THRU FP172-0003</p> <p>T---172 SERIAL 17259904 THRU 17263458 F172 SERIAL F17200805 THRU F17201234</p> <p>U---172 SERIAL 17260759 THRU 17263458 F172 SERIAL F17200905 THRU F17201234</p> <p>V---172 SERIAL 17259224 THRU 17260758 F172 SERIAL F17200755 THRU F17200905</p> <p>W---172 SERIAL 17259224 THRU 17259903 F172 SERIAL F17200755 THRU F17200804</p> <p>X---172 SERIAL 17259904 THRU 17260758 F172 SERIAL F17200805 THRU F17200904</p> <p>Y---172 SERIAL 17260759 THRU 17261898 F172 SERIAL F17200905 THRU F17201034</p> <p>Z---172 SERIAL 17261899 THRU 17263458 F172 SERIAL F17201035 THRU F17201234</p> <p>AA---172 SERIAL 17259224 THRU 17262310 F172 SERIAL F17200755 THRU F1721224</p> <p>AB---172 SERIAL 17262311 THRU 17263049 F172 SERIAL F17201225 THRU F17201234</p> <p>AC---172 SERIAL 17262311 THRU 17263458 F172 SERIAL F17201225 THRU F17201234</p> <p>AD---172 SERIAL 17263050 THRU 17263458</p> <p>AE---172 SERIAL 17249545 THRU 17260758 F172 SERIAL F172-0001 THRU F17200904 P172 SERIAL P17257120 THRU P17257188 FP172 SERIAL FP172-0001 THRU FP172-0003</p> <p>AF---172 SERIAL 17259224 THRU 17260554 F172 SERIAL F17200755 THRU F1720879</p> <p>AG---172 SERIAL 17249545 THRU 17251822 F172 SERIAL F172-0001 THRU F172-0085</p>		

Fuselage Equipment (Cont)

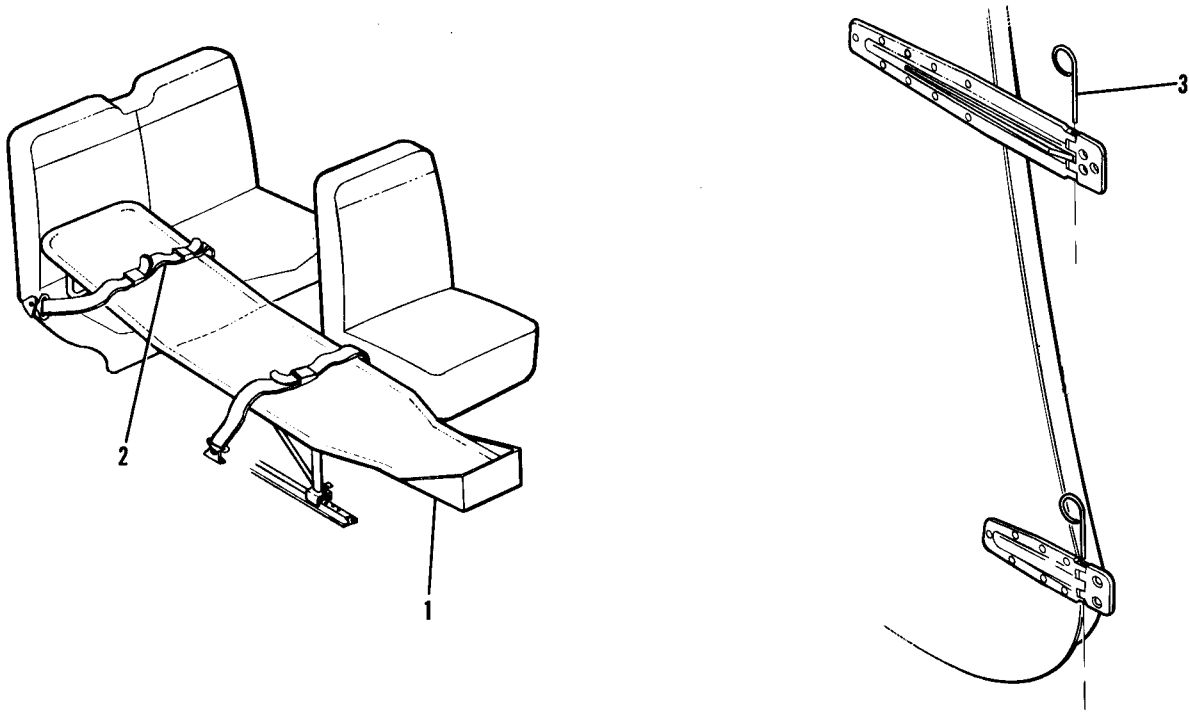
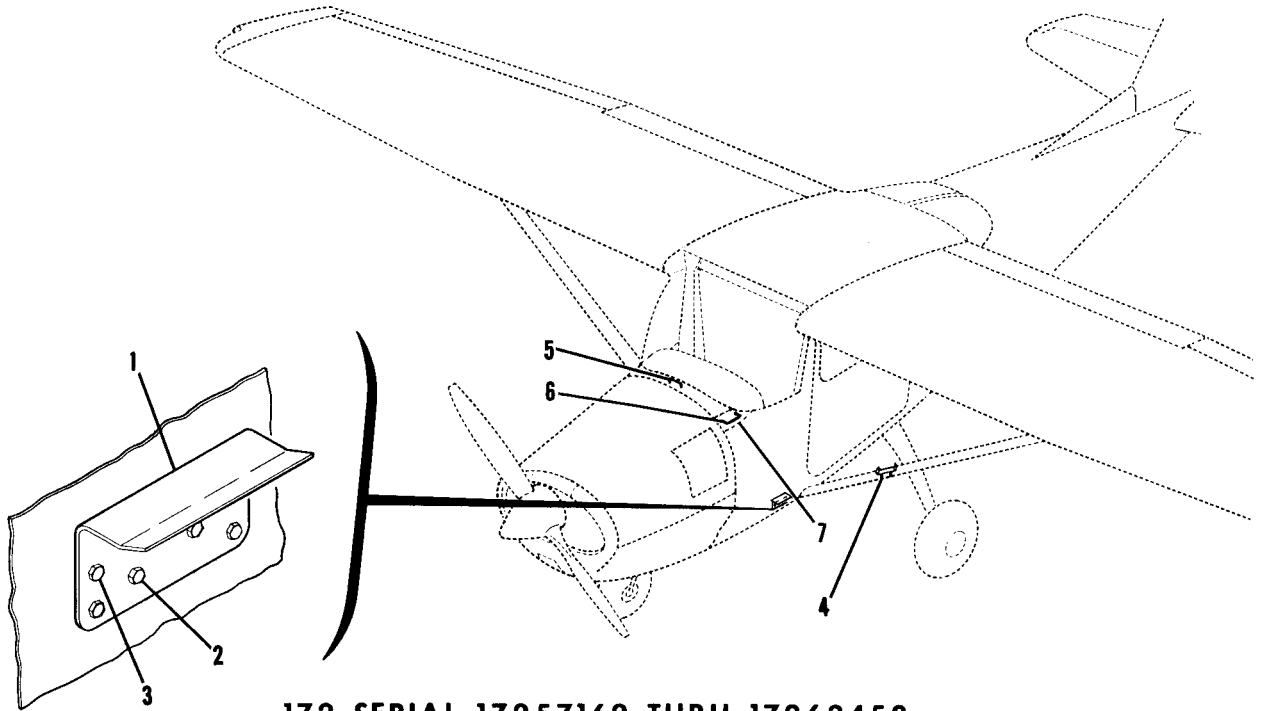


Figure 109. Portable Stretcher Installation

FIGURE AND INDEX NO.	PART NUMBER	DESCRIPTION	UNITS PER ASSY	USABLE ON CODE
109 -		STRETCHER INSTALLATION-PORTABLE -----	NP	
- 1	0700164-6	STRETCHER-PORTABLE -----	1	
- 2	FDC2475-50	BELT-EXTENSION DAPI -----	1	
	S1809-1	BELT-EXTENSION METAL TO METAL BUCKLE -----	1	
- 3	S1426-2	PIN-HINGE -----	2	

Fuselage Equipment (Cont)



172 SERIAL 17257162 THRU 17263458
F172 SERIAL F172-0560 THRU F17201234

Figure 110. Step & Handle Installation

FIGURE AND INDEX NO.	PART NUMBER	DESCRIPTION	UNITS PER ASSY	USABLE ON CODE
110 -		1 2 3 4 5 6 7		
- 1	0513395-1 0513395-2	STEP & HANDLE INSTALLATION-REFUELING ----- STEP-LH ----- STEP-RH -----	NP 1 1	A
- 2	AN3-4A MS21044N3 AN960D10L AN970-3	ATTACHING PARTS BOLT ----- NUT ----- WASHER ----- WASHER -----	6 6 5 1	
- 3		-----*-----		
- 4	0500276-1 0500276-2 AN3-3A MS21044N3 AN960D10L	STEP ASSEMBLY-STRUT LH ----- STEP ASSEMBLY-STRUT RH ----- ATTACHING PARTS BOLT ----- NUT ----- WASHER -----	1 1 2 2 2	
- 5	1613224-2	HANDLE-ASSIST -----	1	B
- 6	1613224-2 S1450-4H12-050 AN960-416L MS21042L4	HANDLE-ASSIST ----- ATTACHING PARTS WASHER UPR ----- WASHER LWR ----- NUT -----	2 2 2	C
- 7	0513429-1 0513429-2	DOUBLER-LH ----- DOUBLER-RH -----	1 1	
		A---172 SERIAL 17257162 THRU 17263458 F172 SERIAL F172-0560 THRU F17201234 B---172 SERIAL 17257162 THRU 17259713 F172 SERIAL F172-0560 THRU F17200804 C---172 SERIAL 17259714 THRU F17263458 F172 SERIAL F17200805 THRU F17201234		

This page intentionally left blank.

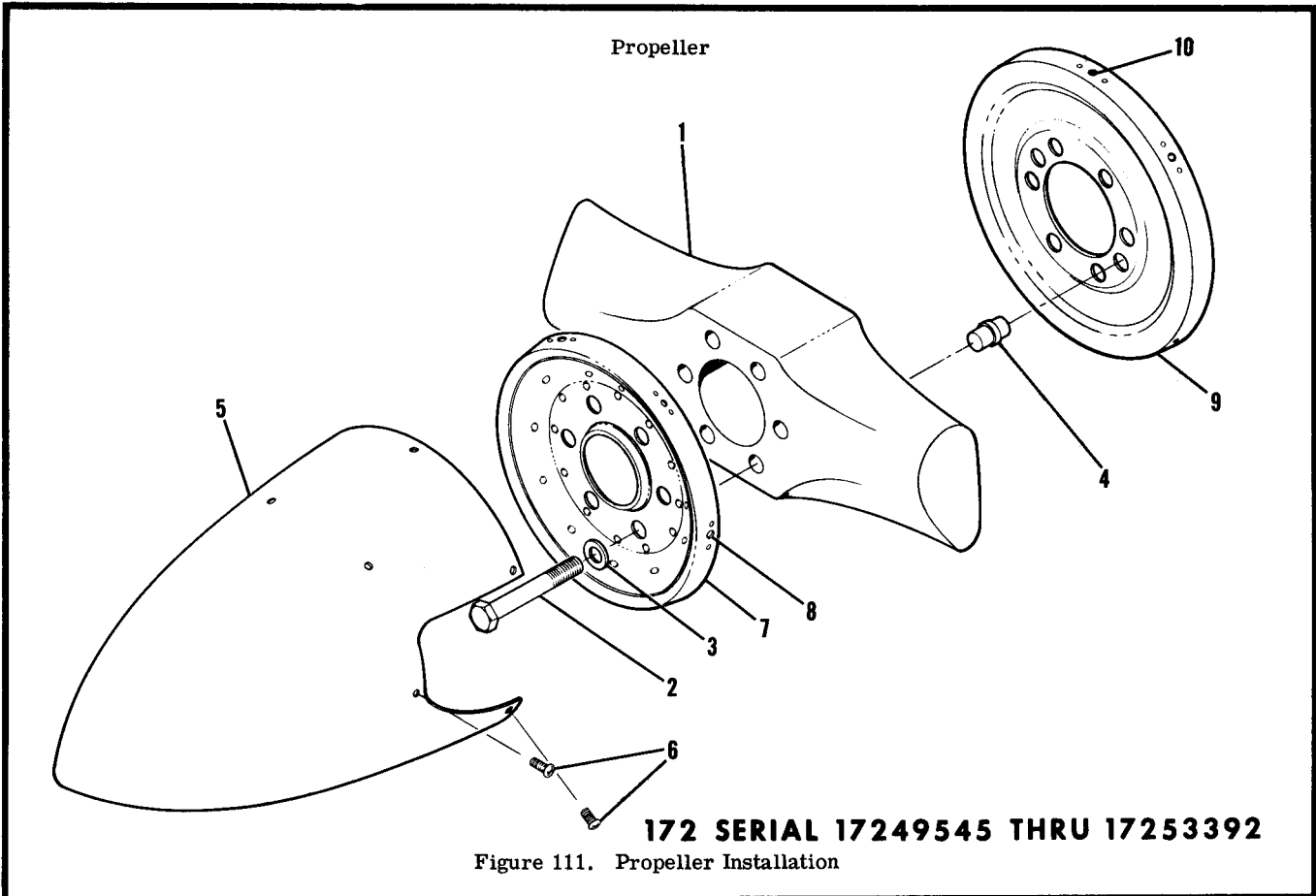
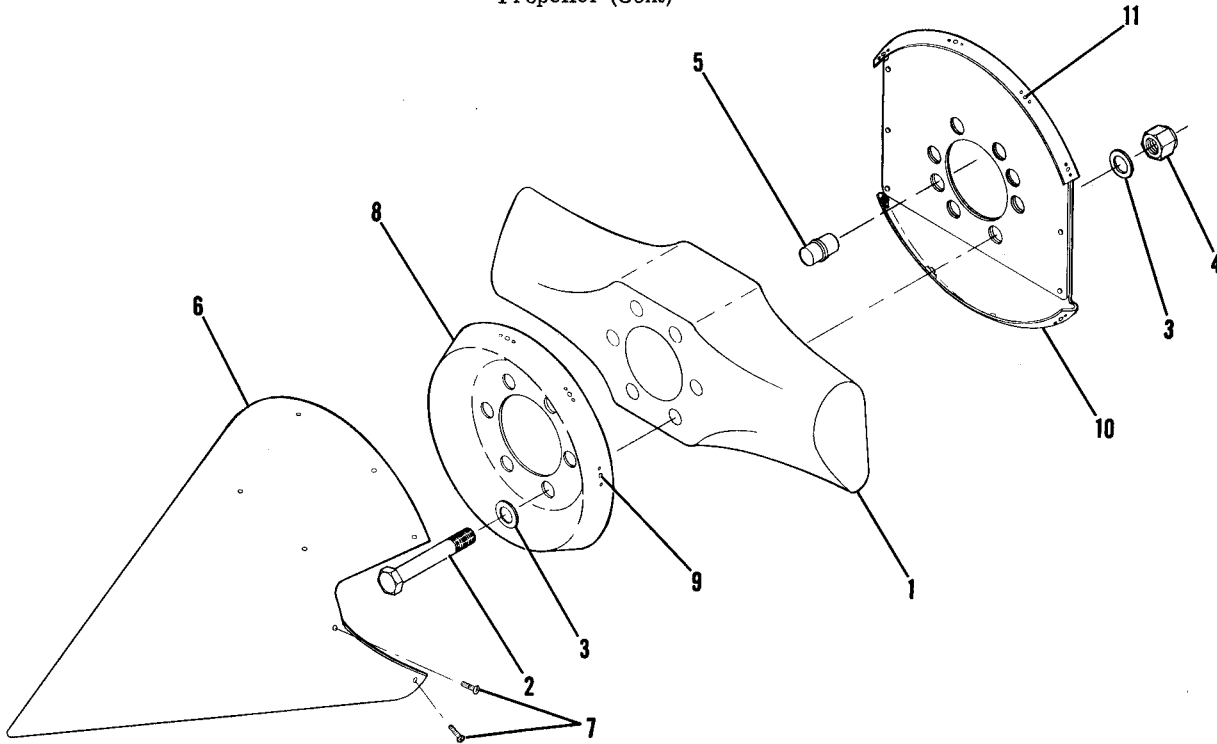


Figure 111. Propeller Installation

FIGURE AND INDEX NO.	PART NUMBER	DESCRIPTION	UNITS PER ASSY	USABLE ON CODE
		1 2 3 4 5 6 7		
111 -		PROPELLER INSTALLATION -----	NP	A
- 1	0550211-2	PROPELLER-CRUISE MCL 1C172/EM7653 -----	1	
	0550211-3	PROPELLER-CLIMB MCL 1C172/EM7651 -----	1	B
	0550292-1	PROPELLER FLOATPLANE ONLY MCL 1A175/SFC8040 -----	1	
		ATTACHING PARTS -----		
- 2	A2513-16	BOLT MCL -----	6	
- 3	AN960-816L	WASHER -----	12	
	MS20365-820C	NUT -----	6	
- 4	A2371	DOWEL -----	2	
		*-----		
- 5	0550228-28	* SPINNER ASSEMBLY -----	NP	
		DOME -----	1	
		ATTACHING PARTS -----		
- 6	AN525-832R7	SCREW -----	12	
		*-----		
- 7	0550228-3	BULKHEAD ASSEMBLY-FORWARD -----	1	
- 8	AN680A08	NUTPLATE -----	6	
- 9	0550228-26	* BULKHEAD ASSEMBLY-AFT -----	1	
	0550228-35	* BULKHEAD ASSEMBLY-AFT FLOATPLANE ONLY -----	1	
-10	NAS680A08	NUTPLATE -----	6	
		NOTE*.FOR AIRCRAFT PRIOR TO 17250380 THAT HAVE NOT BEEN EQUIPPED WITH THE SPINNER SHOWN ABOVE, ORDER SK172-17 OR FOR FLOATPLANES ORDER SK172-18.		
		A---172 SERIAL 17249545 THRU 17253392 F172 SERIAL F172-0001 THRU F172-0179		
		B---172 SERIAL 17251823 THRU 17253392		

Propeller (Cont)

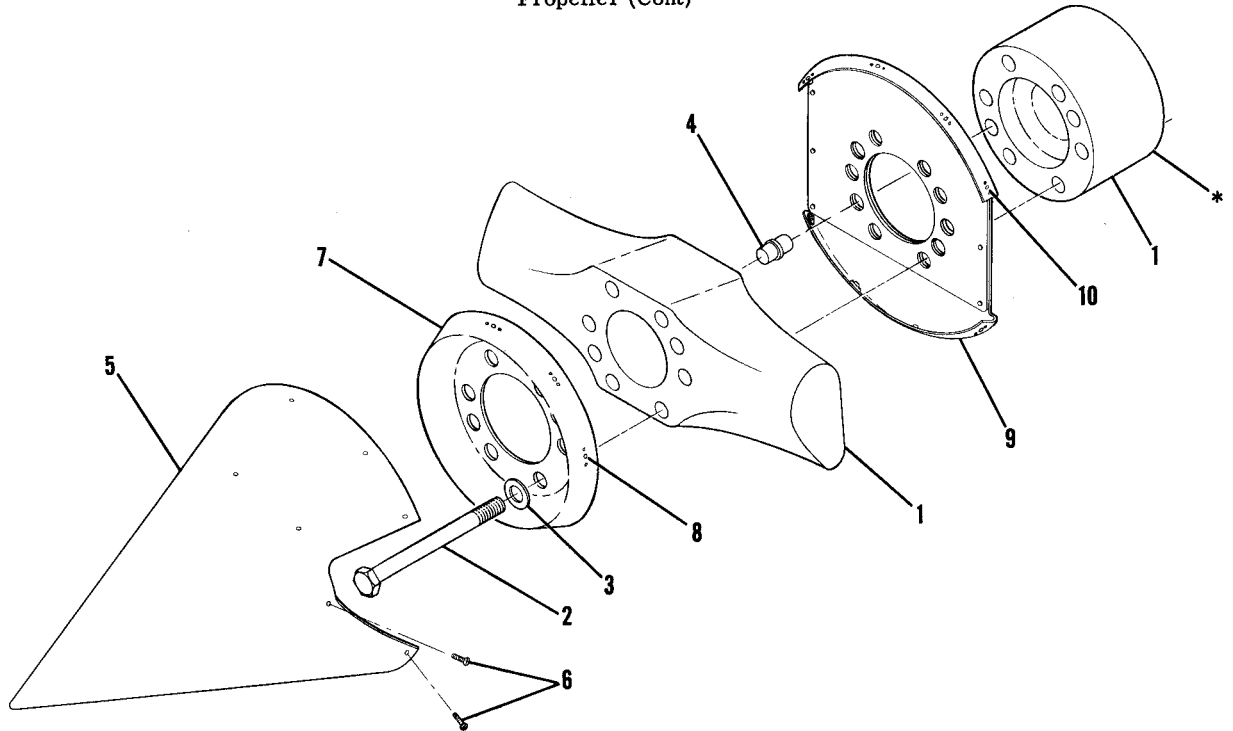


F172 SERIAL F172-0180 THRU 17259903
172 SERIAL 17253393 THRU 17256512

Figure 112. Propeller Installation

FIGURE AND INDEX NO.	PART NUMBER	DESCRIPTION	UNITS PER ASSY	USABLE ON CODE
112 -		1 2 3 4 5 6 7 PROPELLER INSTALLATION -----	NP	A
- 1	0550211-2	PROPELLER-CRUISE MCL 1C172/EM7653 -----	1	
	0550211-3	PROPELLER-CLIMB MCL 1C172/EM7651 -----	1	
	0550292-1	PROPELLER FLOATPLANE ONLY MCL 1A175SFC 8040 -----	1	
		ATTACHING PARTS -----		
- 2	A2513-16	BOLT MCL -----	6	
- 3	AN960-816L	WASHER -----	12	
- 4	MS20365-820C	NUT -----	6	
- 5	A2371	DOWEL -----	2	
		---*---		
		SPINNER ASSEMBLY -----	NP	
- 6	0550236-8	SPINNER DOME -----	1	
		ATTACHING PARTS -----		
- 7	AN525-832R7	SCREW -----	14	
		---*---		
- 8	0550236-6	BULKHEAD ASSEMBLY-FORWARD -----	1	
	0550236-10	BULKHEAD ASSEMBLY-FORWARD FLOATPLANE ONLY -----	1	
- 9	NAS680A08	NUTPLATE -----	6	
-10	0550236-3	BULKHEAD ASSEMBLY-AFT -----	1	
-11	NAS697A08	NUTPLATE -----	8	
		A---172 SERIAL 17253393 THRU 17256512 F172 SERIAL F172-0180 THRU F17200804		

Propeller (Cont)



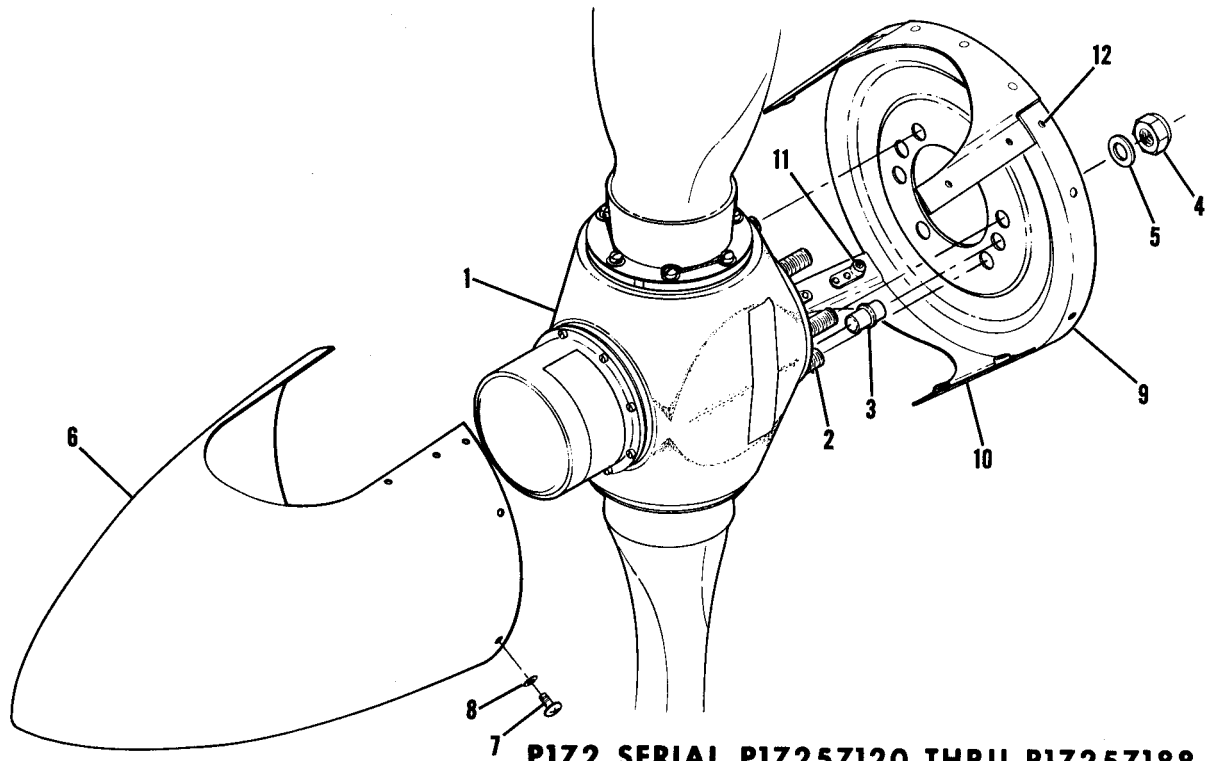
172 SERIAL 17256513 THRU 17263458
F172 SERIAL F17200805 THRU F17201234

Figure 113. Propeller Installation

FIGURE AND INDEX NO.	PART NUMBER	DESCRIPTION	UNITS PER ASSY	USABLE ON CODE
113 -		1 2 3 4 5 6 7 PROPELLER INSTALLATION -----	NP	A
- 1	C161001-0305	PROPELLER ASSEMBLY -----	1	B
	C161001-0306	PROPELLER ASSEMBLY -----	1	C
	C161001-0309	PROPELLER ASSEMBLY ALT -----	1	C
	C161001-0304	PROPELLER ASSEMBLY FLOATPLANE ONLY -----	1	B
	C161001-0307	PROPELLER ASSEMBLY FLOATPLANE ONLY -----	1	C
	C161001-0308	PROPELLER ASSEMBLY FLOATPLANE ONLY ALT -----	1	C
		ATTACHING PARTS -----		
- 2	A2513-38	BOLT MCL -----	6	
- 3	A1638-11	WASHER MCL -----	6	
- 4	A2973-6	DOWEL -----	2	
		-----*		
- 5	0550236-8	SPINNER -----	1	
		ATTACHING PARTS -----		
- 6	AN525-832R7	SCREW -----	14	
		-----*		
- 7	0550321-4	BULKHEAD ASSEMBLY-FWD -----	1	
- 8	NAS680A3	NUTPLATE -----	6	
- 9	0550321-10	BULKHEAD ASSEMBLY-AFT -----	1	
-10	NAS697A08	NUTPLATE -----	8	
		NOTE. *USE ONLY THE SPACER PROVIDED WITH PROPELLER ASSY.		
		A---172 SERIAL 17256513 THRU 17263458 F172 SERIAL F17200805 THRU F17201234		
		B---172 SERIAL 17256513 THRU 17261898 F172 SERIAL F17200805 THRU F17201034		
		C---172 SERIAL 17261899 THRU 17263458 F172 SERIAL F17201035 THRU F17201234		

This page intentionally left blank.

Propeller (Cont)

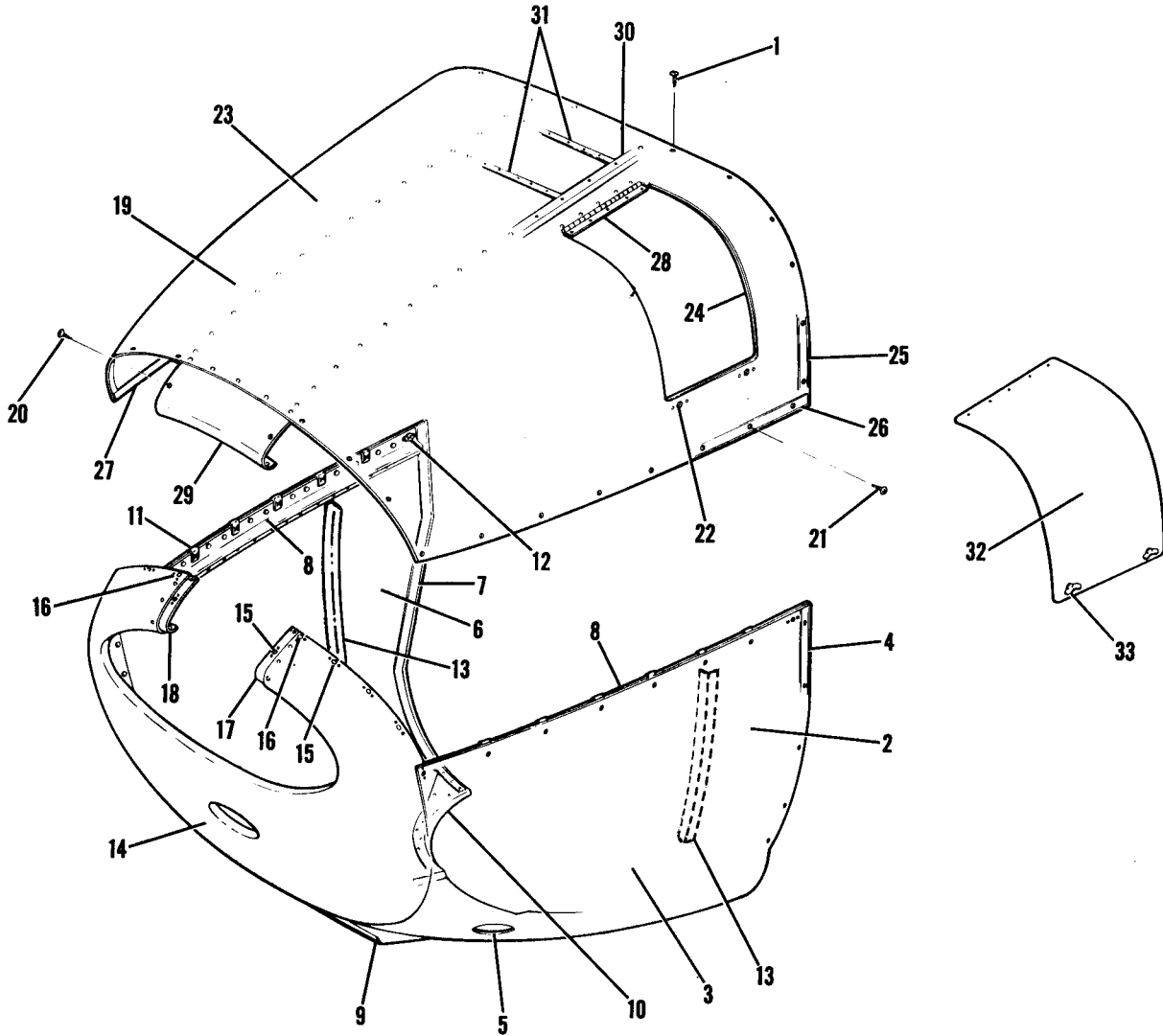


P172 SERIAL P17257120 THRU P17257188

Figure 114. Constant Speed Propeller Installation

FIGURE AND INDEX NO.	PART NUMBER	DESCRIPTION	UNITS PER ASSY	USABLE ON CODE
114 -		1 2 3 4 5 6 7		
- 1	0552012-5 *	PROPELLER INSTALLATION-CONSTANT SPEED MCCAULEY PROPELLER ASSEMBLY MCCAULEY 2A31C21/84S	NP 1	A
- 2	A2947-2	ATTACHING PARTS		
- 3	A1562	BOLT-HUB MOUNTING MCL	6	
- 4	A1639-2	DOWEL-HUB ALIGNMENT MCL	2	
- 5	A1638-2	NUT MCL	6	
		WASHER MCL	6	
- 6	0552016-1	SPINNER ASSEMBLY	1	
- 7	AN515-8R8	ATTACHING PARTS		
- 8	AN960-8L	SCREW	16	
		WASHER	16	
- 9	0552016-3	BULKHEAD ASSEMBLY	1	
-10	0552016-4	FILLET	2	
-11	NAS680A08	NUTPLATE	12	
-12	NAS682A08	NUTPLATE	4	
<p>NOTE. *REFER TO APPLICABLE MCCAULEY MANUAL FOR BREAKDOWN.</p> <p>A---P172 SERIAL P17257120 THRU P17257188 FP172 SERIAL FP172-0001 THRU FP172-0003</p>				

Cowling

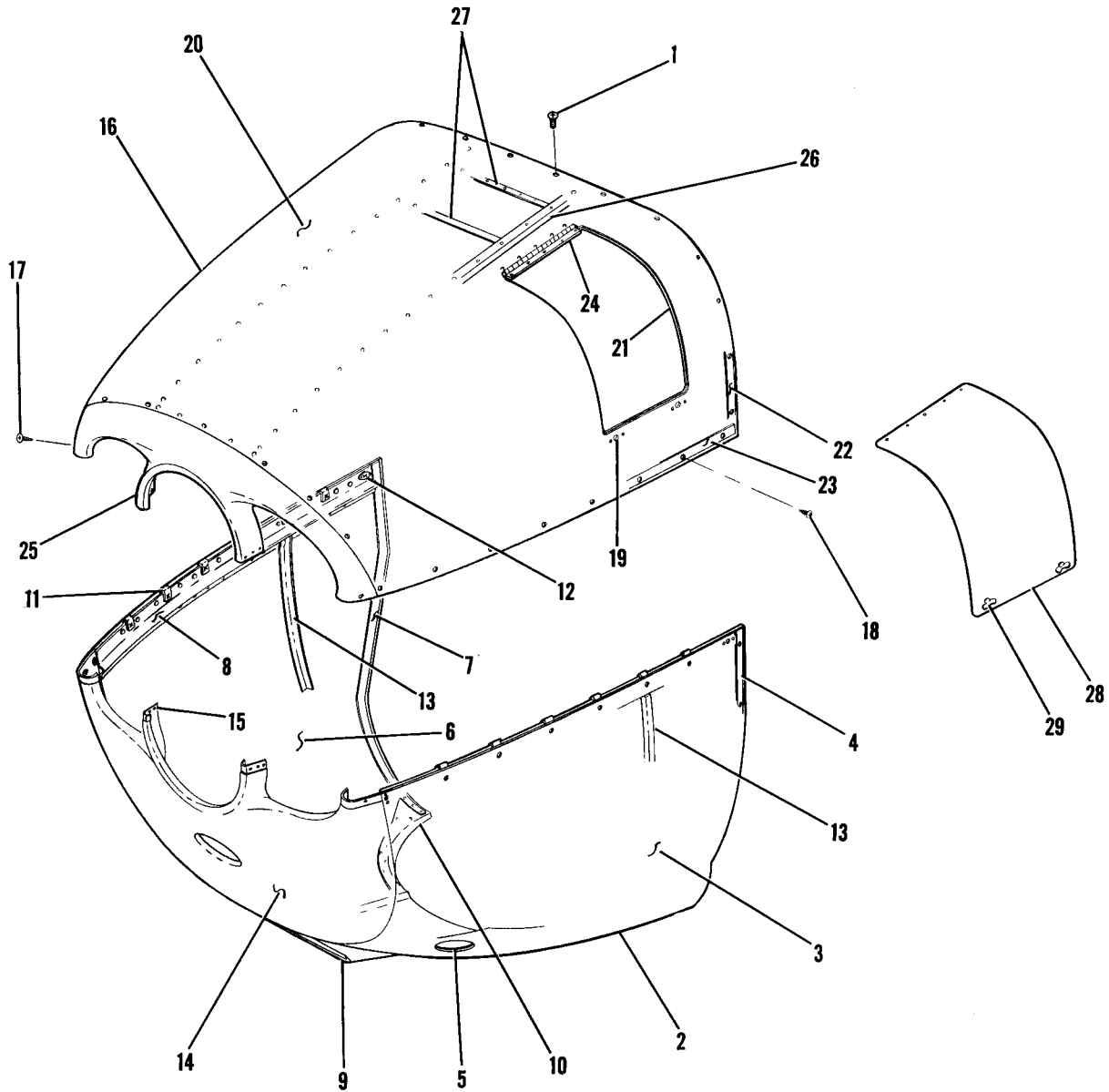


172 SERIAL 17249545 THRU 17253392

Figure 115. Engine Cowl Assembly

FIGURE AND INDEX NO.	PART NUMBER	DESCRIPTION	UNITS PER ASSY	USABLE ON CODE
115 -		1 2 3 4 5 6 7 COWL ASSEMBLY-ENGINE ----- ATTACHING PARTS ----- SCREW ----- -----*	NP 27	A
- 1	S1021Z8-8	-----		
- 2	0552010-2	COWL ASSEMBLY-LOWER -----	1	
- 3	0552010-7	SPOTWELD ASSEMBLY-LH -----	1	
- 4	0552010-21	DOUBLER -----	1	
- 5	0552003-39	DOUBLER -----	1	
- 6	0552010-8	SPOTWELD ASSEMBLY-RH -----	1	
- 7	0552010-22	DOUBLER -----	1	
	0552003-39	DOUBLER -----	1	
- 8	0552010-26	STIFFENER-RH -----	1	
	0552010-25	STIFFENER-LH -----	1	
- 9	0552010-43	AIR SCOOP WEU 0552010-82 -----	1	
	0552010-82	AIR SCOOP -----	1	
-10	0552010-44	LIP-COWL -----	1	
-11	A1788-8Z-1	NUT TIN -----	12	
-12	A6191-8Z-1	NUT TIN -----	2	
-13	0552010-54	STIFFENER -----	2	
-14	0552010-4	NOSE CAP ASSEMBLY-LOWER -----	1	
-15	NAS697A08	NUTPLATE -----	12	
-16	NAS698A08	NUT-ANCHOR -----	2	
-17	0552010-45	DOUBLER-LH -----	1	
-18	0552010-46	DOUBLER-RH -----	1	
-19	0552010-53	COWL ASSEMBLY-UPPER LESS DOOR ----- ATTACHING PARTS ----- SCREW ----- SCREW ----- -----*	16 14	
-20	AN515-8R8	-----		
-21	S1021Z8-8	-----		
-22	99833-P.098	RECEPTACLE-STUD MKL -----	2	
-23	0552010-6	SPOTWELD ASSEMBLY -----	1	
-24	0552010-18	DOUBLER-DOOR OPENING -----	1	
-25	0552010-20	DOUBLER -----	1	
-26	0552010-27	DOUBLER-LH -----	1	
-27	0552010-28	DOUBLER-RH -----	1	
-28	0552010-14	HINGE ASSEMBLY -----	1	
	0552010-42	PIN-HINGE -----	1	
-29	0552010-17	SKIN-NOSE CAP -----	1	
-30	0552010-38	STIFFENER-LH -----	1	
	0552010-39	STIFFENER-RH -----	1	
-31	0552010-47	STIFFENER -----	2	
-32	0552010-49	DOOR ASSEMBLY -----	1	
-33	W98292-2-180	STUD MKL -----	2	
	99836	PIN MKL -----	2	
	99874-1	GROMMET MKL -----	2	
	121615	FILTER-CARBURETOR AIR INTAKE AMA -----	1	A
		A---172 SERIAL 17249545 THRU 17253392 F172 SERIAL F172-0001 THRU F172-0179		

Cowling (Cont)

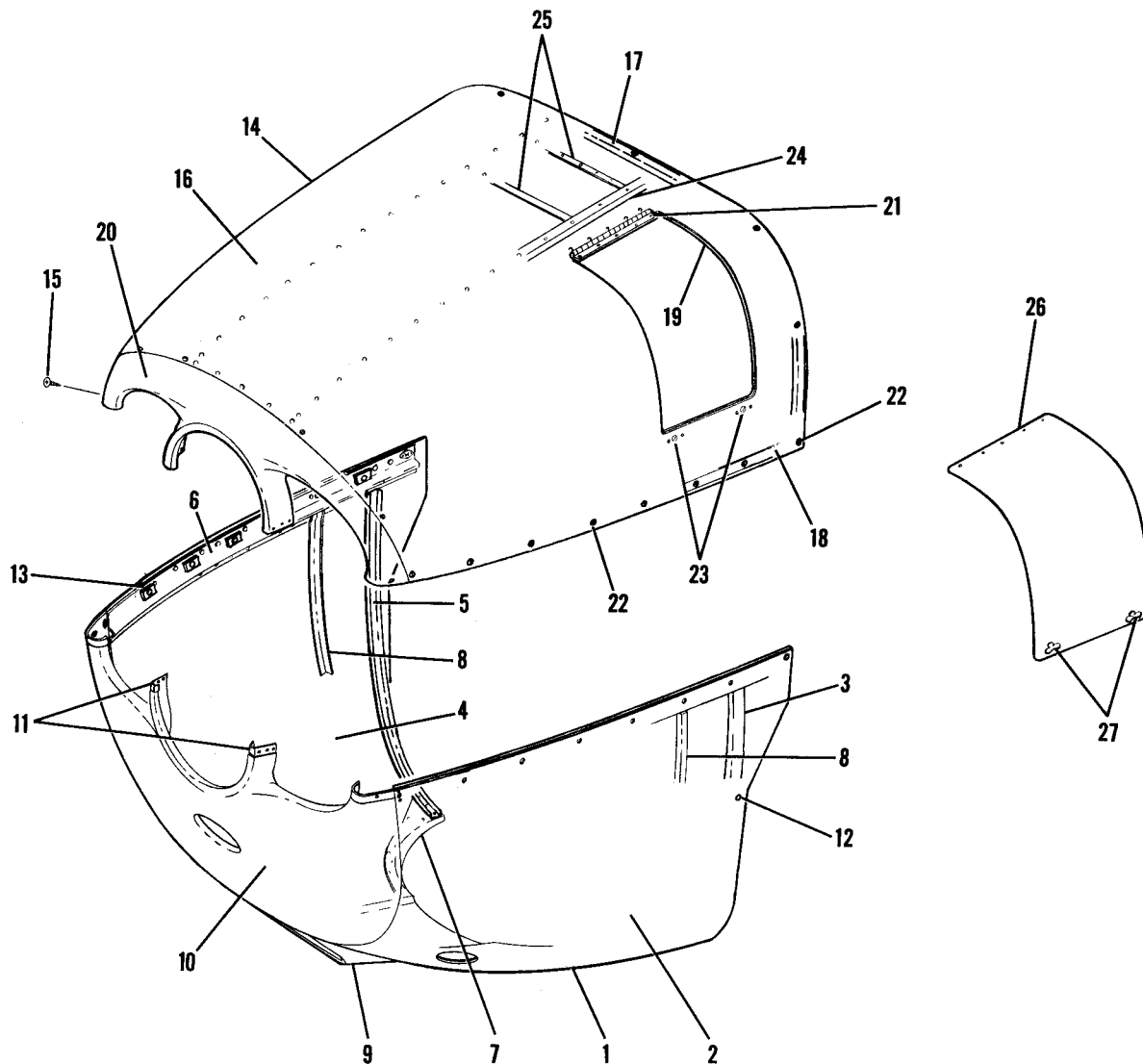


172 SERIAL 17253393 THRU 17254892

Figure 116. Engine Cowl Assembly

FIGURE AND INDEX NO.	PART NUMBER	DESCRIPTION	UNITS PER ASSY	USABLE ON CODE
116 -		1 2 3 4 5 6 7 COWL ASSEMBLY-ENGINE ----- ATTACHING PARTS ----- SCREW ----- -----*	NP 27	A
- 1	S1021Z8-8	SCREW -----	27	
- 2	0552010-56	COWL ASSEMBLY-LOWER -----	1	
- 3	0552010-7	SPOTWELD ASSEMBLY-LH -----	1	
- 4	0552010-21	DOUBLER -----	1	
- 5	0552003-39	DOUBLER -----	1	
- 6	0552010-8	SPOTWELD ASSEMBLY-RH -----	1	
- 7	0552010-22	DOUBLER -----	1	
	0552003-39	DOUBLER -----	1	
- 8	0552010-86	STIFFENER-RH -----	1	
	0552010-60	STIFFENER-LH -----	1	
- 9	0552010-43	AIR SCOOP WEU 0552010-82 -----	1	
	0552010-82	AIR SCOOP -----	1	
-10	0552010-44	LIP-COWL -----	1	
-11	A1788-8Z-1	NUT TIN -----	12	
-12	A6191-8Z-1	NUT TIN -----	2	
-13	0552010-54	STIFFENER -----	2	
-14	0552019-1	NOSE CAP ASSEMBLY-LOWER -----	1	
-15	NAS697A08	NUTPLATE -----	12	
-16	0552010-200	COWL ASSEMBLY-UPPER LESS DOOR -----	1	
		ATTACHING PARTS -----		
-17	AN515-8R8	SCREW -----	12	
-18	S1021Z8-8	SCREW -----	14	
		-----*		
-19	99833-P.098	RECEPTACLE MKL -----	2	
-20	0552010-59	SPOTWELD ASSEMBLY -----	1	
-21	0552010-18	DOUBLER-DOOR OPENING -----	1	
-22	0552010-20	DOUBLER -----	1	
-23	0552010-27	DOUBLER-LH -----	1	
	0552010-28	DOUBLER-RH -----	1	
-24	0552010-14	HINGE ASSEMBLY -----	1	
	0552010-42	PIN-HINGE -----	1	
-25	0552019-6	NOSE CAP-UPPER -----	1	
-26	0552010-38	STIFFENER-LH -----	1	
	0552010-39	STIFFENER-RH -----	1	
-27	0552010-47	STIFFENER -----	2	
-28	0552010-49	DOOR ASSEMBLY -----	1	
-29	W98292-2-180	STUD MKL -----	2	
	99836	PIN MKL -----	2	
	99874-1	GROMMET MKL -----	2	
	C294510-0301	FILTER-CARBURETOR AIR INTAKE AMA -----	1	
A---172 SERIAL 17253393 THRU 17254892 F172 SERIAL F172-0180 THRU F172-0319				

Cowling (Cont)

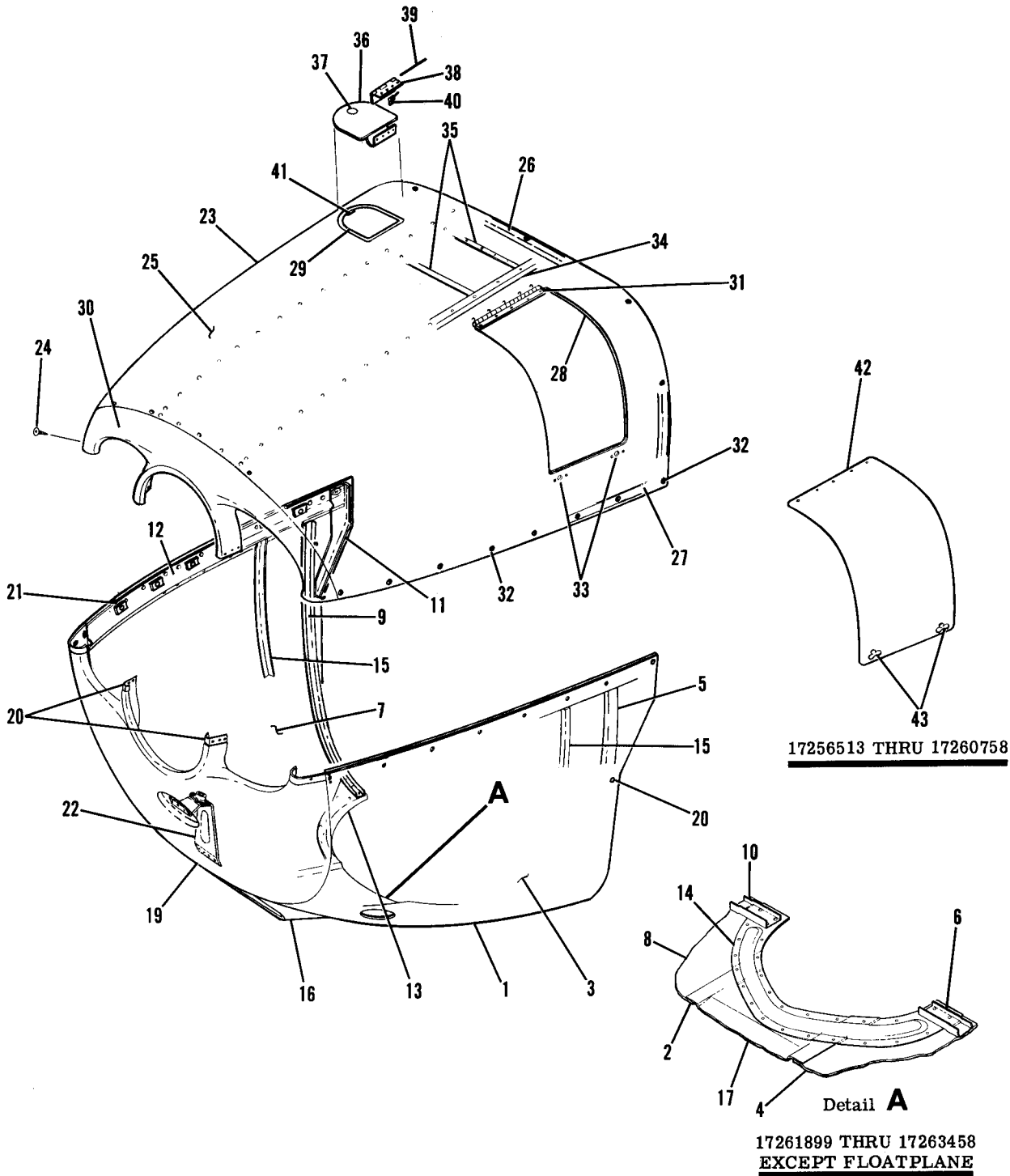


172 SERIAL 17254893 THRU 17256512
F172 SERIAL F172-0320 THRU F17200804

Figure 117. Engine Cowl Assembly

FIGURE AND INDEX NO.	PART NUMBER	DESCRIPTION	UNITS PER ASSY	USABLE ON CODE
		1 2 3 4 5 6 7		
117 -		COWL ASSEMBLY-ENGINE -----	NP	A
- 1	0552010-62	COWL ASSEMBLY-LOWER -----	1	
- 2	0552010-77	SPOTWELD ASSEMBLY-LOWER LH -----	1	
- 3	0552010-69	CHANNEL-LH LOWER -----	1	
- 4	0552010-72	SPOTWELD ASSEMBLY-LOWER RH -----	1	
- 5	0552010-70	CHANNEL-RH LOWER -----	1	
- 6	0552010-86	STIFFENER-RH -----	1	
	0552010-60	STIFFENER-LH -----	1	
- 7	0552010-68	LIP-COWL -----	1	
- 8	0552010-54	STIFFENER -----	2	
- 9	0552010-43	AIR SCOOP WEU 0552010-82 -----	1	B
	0552010-82	AIR SCOOP -----	1	C
-10	0552019-1	NOSECAP ASSEMBLY-LOWER -----	1	
-11	NAS697A08	NUTPLATE -----	12	
-12	S1115-32	STUD -----	4	
	S1115-35	STUD -----	2	
	S1115-9	RING -----	6	
-13	S1115-19	NUTPLATE -----	14	
-14	0552010-78	COWL ASSEMBLY-UPPER -----	1	
		ATTACHING PARTS		
-15	AN515-8R8	SCREW -----	12	
		---*---		
-16	0552010-65	SKIN ASSEMBLY-UPPER COWL -----	1	
-17	0552010-89	CHANNEL-UPPER -----	1	
-18	0552010-87	DOUBLER-LH -----	1	
	0552010-88	DOUBLER-RH -----	1	
-19	0552010-18	DOUBLER-DOOR OPENING -----	1	
-20	0552019-6	NOSE CAP-UPPER -----	1	
-21	0552010-14	HINGE ASSEMBLY -----	1	
	0552010-42	PIN-HINGE -----	1	
-22	0552019-6	STUD -----	19	
	S1115-32	RING -----	19	
-23	99833P.098	RECEPTACLE MKL -----	2	
-24	0552010-74	STIFFENER-LH -----	1	
	0552010-73	STIFFENER-RH -----	1	
-25	0552010-47	STIFFENER -----	2	
-26	0552010-49	DOOR ASSEMBLY-COWL -----	1	
-27	W98292-180	STUD MKL -----	2	
	99836	PIN MKL -----	2	
	99874-1	GROMMET MKL -----	2	
	C294510-0301	FILTER-CARBURETOR AIR INTAKE -----	1	
		A---172 SERIAL 17254893 THRU 17256512 F172 SERIAL F172-0320 THRU F17200804		
		B---172 SERIAL 17254893 THRU 17256512 F172 SERIAL F172-0320 THRU F17200784		
		C---F172 SERIAL F17200785 THRU F17200804		

Cowling (Cont)



172 SERIAL 17256513 THRU 17263458
F172 SERIAL F17200805 THRU F17201234

Figure 118. Engine Cowl Assembly

FIGURE AND INDEX NO.	PART NUMBER		DESCRIPTION	UNITS PER ASSY	USABLE ON CODE
118 -		**	COWL ASSEMBLY-ENGINE -----	NA	A
- 1	0552112-32	*	COWL ASSY-LWR -----	1	B
	0552112-17		COWL ASSY-LWR -----	1	C
- 2	0552112-22		COWL ASSY-LWR -----	1	J
	0552112-30		COWL ASSY-LWR -----	1	K
- 3	0552112-9	*	SPOTWELD ASSY-LWR LH -----	1	B
	0552112-15		SPOTWELD ASSY-LWR LH -----	1	C
- 4	0552112-25		SPOTWELD ASSY-LWR LH -----	1	F
- 5	0552112-69	*	CHANNEL-LWR LH -----	1	G
- 6	0552112-93		CHANNEL-LWR LH -----	1	F
- 7	0552112-31	*	SPOTWELD ASSY-LWR RH -----	1	B
	0552112-16		SPOTWELD ASSY-LWR RH -----	1	C
- 8	0552112-26		SPOTWELD ASSY-LWR RH -----	1	J
	0552112-29		SPOTWELD ASSY-LWR RH -----	1	K
- 9	0552010-70	*	CHANNEL-LWR RH -----	1	G
-10	0552112-92		CHANNEL-LWR RH -----	1	F
-11	0552151-1	*	DOUBLER-LWR RH -----	1	K
-12	0552010-86		STIFFENER-RH -----	1	H
	0552010-94	*	STIFFENER-RH -----	1	K
	0552010-60		STIFFENER-LH -----	1	
-13	0552010-68	*	LIP-COWL -----	1	B
	0552131-1		STIFFENER-LWR COWL -----	1	C
-14	0552143-1		STIFFENER-LWR COWL -----	1	F
-15	0552010-54		STIFFENER -----	2	
-16	0552010-95	*	AIR SCOOP -----	1	C
-17	0552010-91		AIR SCOOP -----	1	F
-18	0552019-4		NOSE CAP ASSY-LWR -----	1	
-19	NAS697A08		NUTPLATE -----	12	
-20	S1115-32		STUD -----	4	
	S1115-35		STUD -----	2	
	S1115-9		RING -----	6	
-21	S1115-19		NUTPLATE -----	14	
-22	0552115-1		SUPPORT ASSY-COWL SNUBBER -----	1	
	S1115-29		SNUBBER -----	1	
-23	0552112-200		COWL ASSY-UPR -----	1	D
	0552112-18		COWL ASSY-UPR -----	1	E
-24	AN515-8R8		ATTACHING PARTS SCREW -----	12	
-25	0552112-8		SPOTWELD ASSY-UPR COWL -----	1	D
	0552112-20		SPOTWELD ASSY-UPR COWL -----	1	E
-26	0552010-89		CHANNEL UPR -----	1	
-27	0552010-87		DOUBLER-LH -----	1	
	0552010-88		DOUBLER-RH -----	1	
-28	0552010-18		DOUBLER-DOOR OPENING -----	1	D
-29	1552004-32		DOUBLER-DOOR OPENING -----	1	
-30	0552019-6		NOSECAP-UPR -----	1	
-31	0552010-14		HINGE ASSY -----	1	D
	0552010-42		PIN-HINGE -----	1	
-32	S1115-32		STUD -----	19	
	S1115-9		RING -----	19	
-33	99833P-.098		RECEPTACLE MKL -----	2	D
-34	0552010-74		STIFFENER-LH -----	1	
	0552010-73		STIFFENER-RH -----	1	
-35	0552010-47		STIFFENER -----	2	
-36	1552004-28		DOOR ASSY-UPR COWL -----	1	
-37	KM610-.051		LATCH-DOOR CLC -----	1	
-38	1552004-22		HINGE HALF -----	1	
	1552004-23		HINGE HALF -----	1	
-39	1552004-17		PIN -----	1	
-40	0552010-1		SPRING -----	1	
-41	1552004-25		STRIKER -----	1	

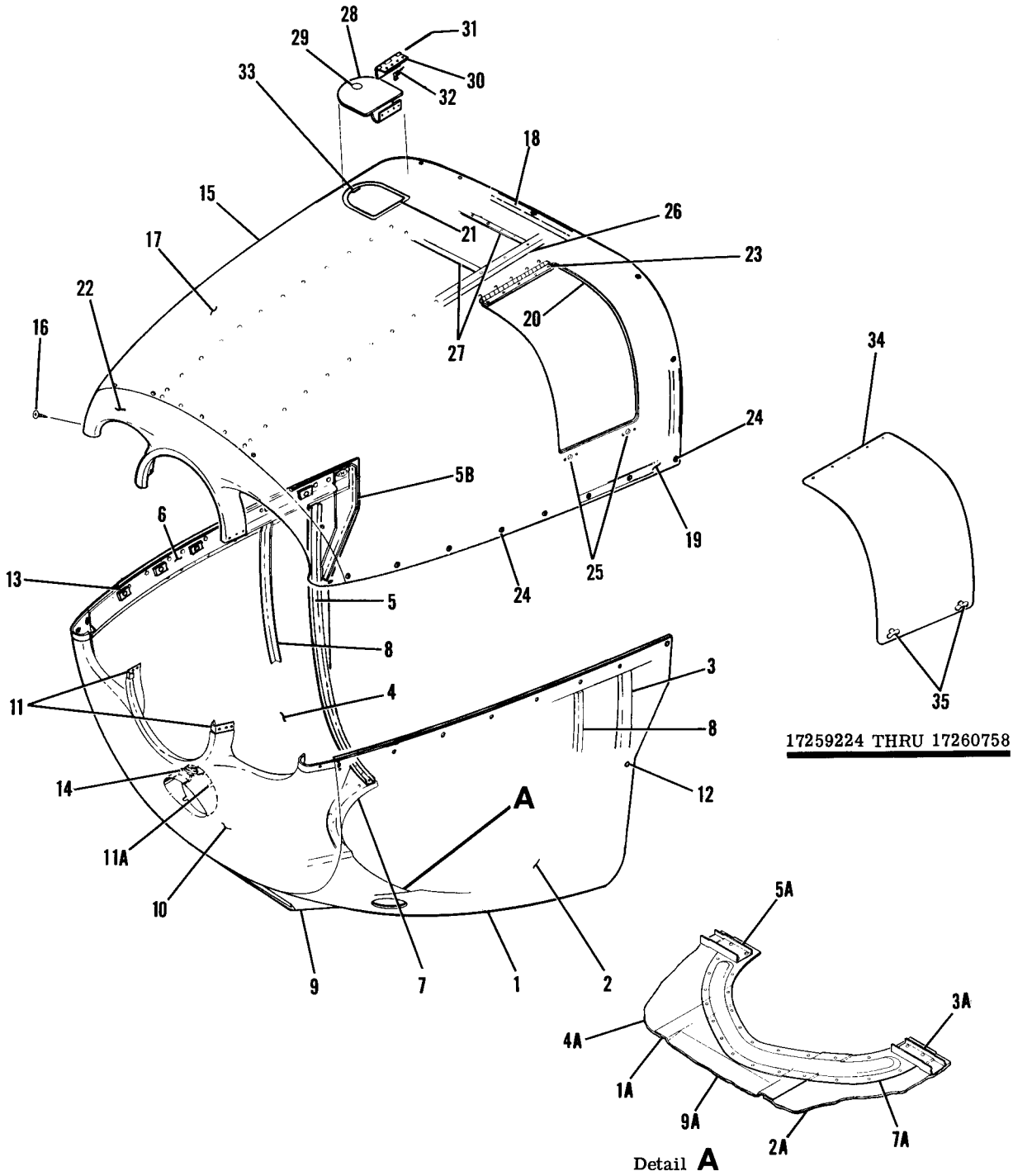
CONTINUED ON NEXT PAGE

FIGURE AND INDEX NO.	PART NUMBER	DESCRIPTION	UNITS PER ASSY	USABLE ON CODE
118 -42 -43	0552010-49 W98292-180 99836 99874-1 C294510-0301	<p style="text-align: center;">1 2 3 4 5 6 7</p> DOOR ASSY-COWL ----- STUD MKL ----- PIN MKL ----- GROMMET MKL ----- FILTER-CARBURETOR AIR INTAKE -----	1 2 2 2 1	D
NOTE. *THESE PARTS ARE ALSO USED SERIAL 17259224 THRU 17263458 FOR FLOATPLANE ONLY, WITHOUT COWL MOUNTED LANDING LIGHT.				
NOTE. **THIS FIGURE DOES NOT APPLY TO AIRPLANES WITH COWL MOUNTED LANDING LIGHT-SEE FIG 119.				
<p>A---172 SERIAL 17256513 THRU 17263458 F172 SERIAL F17200805 THRU F17201234 B---172 SERIAL 17256513 THRU 17259223 C---172 SERIAL 17259224 THRU 17261898 F172 SERIAL F17200805 THRU F17201034 D---172 SERIAL 17256513 THRU 17260758 F172 SERIAL F17200805 THRU F17200904 E---172 SERIAL 17260759 THRU 17203458 F172 SERIAL F17200905 THRU F17201234 F---172 SERIAL 17261899 THRU 17263458 F172 SERIAL F17201035 THRU F17201234 G---172 SERIAL 17256513 THRU 17261898 F172 SERIAL F17200805 THRU F17201034 H---172 SERIAL 17256513 THRU 17262708 F172 SERIAL F17200805 THRU F17201224 J---172 SERIAL 17261899 THRU 17262708 F172 SERIAL F17201035 THRU F17201224 K---172 SERIAL 17262709 THRU 17263458 F172 SERIAL F17201225 THRU F17201234</p>				

FIGURE AND INDEX NO.	PART NUMBER	DESCRIPTION	UNITS PER ASSY	USABLE ON CODE
		1 2 3 4 5 6 7		
119 -	*	COWL ASSEMBLY-ENGINE WITH LANDING LIGHT PROVISIONS -----	NP	A
- 1	0552112-202	COWL ASSEMBLY-LOWER -----	1	F
	0552112-205	COWL ASSEMBLY-LOWER WEU 0552112-206 -----	1	J
	0552112-206	COWL ASSEMBLY-LOWER -----	1	K
	0552112-207	COWL ASSEMBLY-LOWER FLOATPLANE ONLY -----	1	K
- 2	0552112-15	SPOTWELD ASSEMBLY-LOWER LH -----	1	F
	0552112-25	SPOTWELD ASSEMBLY-LOWER LH -----	1	G
	0552112-9	SPOTWELD ASSEMBLY-LOWER LH FLOATPLANE ONLY -----	1	G
- 3	0552010-69	CHANNEL-LOWER LH -----	1	F
- 3A	0552010-93	CHANNEL-LOWER LH -----	1	G
	0552010-69	CHANNEL-LOWER LH FLOATPLANE ONLY -----	1	G
- 4	0552112-16	SPOTWELD ASSEMBLY-LOWER RH -----	1	F
- 4A	0552112-26	SPOTWELD ASSEMBLY-LOWER RH -----	1	J
	0552112-29	SPOTWELD ASSEMBLY-LOWER RH -----	1	K
	0552112-31	SPOTWELD ASSEMBLY-LOWER RH FLOATPLANE ONLY -----	1	K
- 5	0552010-70	CHANNEL-LOWER RH -----	1	F
- 5A	0552010-92	CHANNEL-LOWER RH -----	1	G
	0552010-70	CHANNEL-LOWER RH FLOATPLANE ONLY -----	1	G
- 5B	0552151-1	DOUBLER-LOWER COWL RH -----	1	K
- 6	0552010-86	STIFFENER-RH -----	1	H
	0552010-94	STIFFENER-RH -----	1	K
	0552010-94	STIFFENER-RH FLOATPLANE ONLY -----	1	K
	0552010-60	STIFFENER-LH -----	1	
- 7	0552131-1	STIFFENER-LOWER COWL -----	1	F
	0552010-68	LIP-COWL FLOATPLANE ONLY -----	1	
- 7A	0552143-1	DOUBLER-LOWER COWL -----	1	G
- 8	0552010-54	STIFFENER -----	2	

CONTINUED ON NEXT PAGE

Cowling (Cont)



17259224 THRU 17260758

17261899 THRU 17263458
EXCEPT FLOATPLANE

172 SERIAL 17259224 THRU 17263458
F172 SERIAL F17200805 THRU F17201234

Figure 119. Engine Cowling Assembly

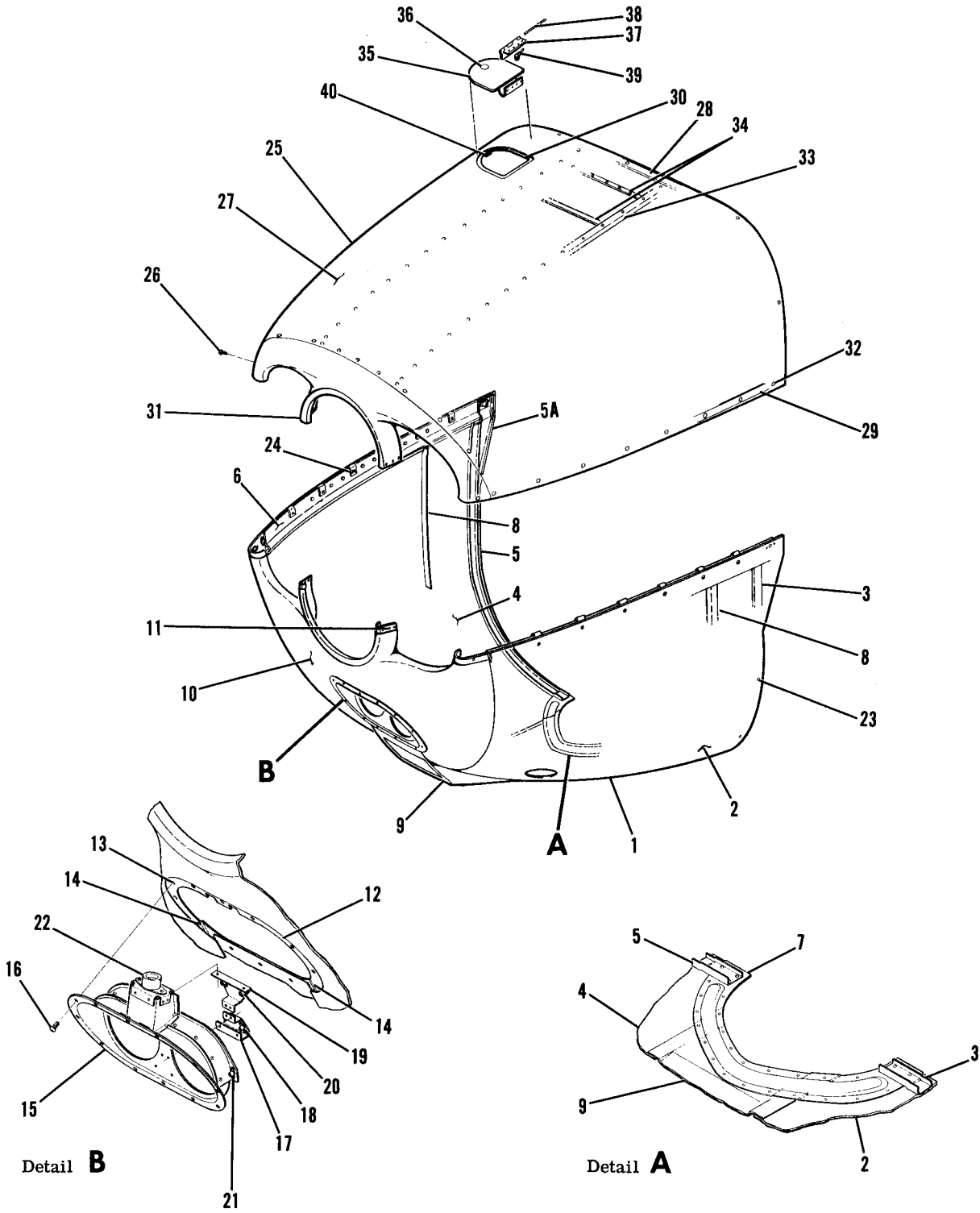


FIGURE AND INDEX NO.	PART NUMBER	DESCRIPTION	UNITS PER ASSY	USABLE ON CODE
119 - 9	0552010-83	AIR SCOOP WEU 0552010-84 -----	1	D
	0552010-84	AIR SCOOP -----	1	F
	0552010-84	AIR SCOOP FLOATPLANE ONLY -----	1	
- 9A	0552010-91	AIR SCOOP -----	1	G
-10	0552019-8	NOSE CAP ASSEMBLY-LOWER WEU 0552019-12 -----	1	D
	0552019-12	NOSE CAP ASSEMBLY-LOWER -----	1	E
-11	NAS697A08	NUTPLATE -----	12	D
-11A	AN256F8	ANGLE NUT LANDING LIGHT ATTACH -----	3	D
-12	S1115-32	STUD -----	4	
	S1115-35	STUD -----	2	
	S1115-9	RING -----	6	
-13	S1115-19	NUTPLATE -----	14	
-14	0552123-1	SUPPORT ASSEMBLY-COWL SNUBBER -----	1	D
	S1115-29	SHOCKMOUNT -----	1	
-15	0552112-203	COWL ASSEMBLY-UPPER -----	1	B
	0552112-204	COWL ASSEMBLY-UPPER -----	1	C
		ATTACHING PARTS		
-16	AN515-8R8	SCREW -----	12	
		---*---		
-17	0552112-8	SPOTWELD ASSEMBLY-UPPER COWL -----	1	B
	0552112-20	SPOTWELD ASSEMBLY-UPPER COWL -----	1	C
-18	0552010-89	CHANNEL-UPPER -----	1	
-19	0552010-87	DOUBLER-LH -----	1	
	0552010-88	DOUBLER-RH -----	1	
-20	0552010-18	DOUBLER-DOOR OPENING -----	1	B
-21	1552004-32	DOUBLER-DOOR OPENING -----	1	
-22	0552019-10	NOSE CAP-UPPER -----	1	
-23	0552010-14	HINGE ASSEMBLY -----	1	
	0552010-42	PIN-HINGE -----	1	
-24	S1115-32	STUD -----	19	
	S1115-9	RING -----	19	
-25	99833P.098	RECEPTACLE MKL -----	2	B
-26	0552010-74	STIFFENER-LH -----	1	
	0552010-73	STIFFENER-RH -----	1	
-27	0552010-47	STIFFENER -----	2	
-28	1552004-28	DOOR ASSEMBLY-UPPER COWL -----	1	
-29	KM610-.051	LATCH-DOOR CLC -----	1	
-30	1552004-22	HINGE HALF -----	1	
	1552004-23	HINGE HALF -----	1	
-31	1552004-17	PIN -----	1	
-32	1552010-1	SPRING -----	1	
-33	1552004-25	STRIKER -----	1	
-34	0552010-49	DOOR ASSEMBLY-COWL -----	1	B
-35	W98292-180	STUD MKL -----	2	
	99836	PIN MKL -----	2	
	99874-1	GROMMET MKL -----	2	
	C294510-0301	FILTER-CARBURETOR AIR INTAKE -----	1	

NOTE. *THIS FIGURE APPLIES TO AIRPLANES WITH COWL MOUNTED LANDING LIGHT ONLY. FOR AIRPLANES WITH STANDARD COWL SEE FIG 118.

A---172 SERIAL 17259224 THRU 17263458
 F172 SERIAL F17200805 THRU F17201234
 B---172 SERIAL 17259224 THRU 17260758
 F172 SERIAL F17200805 THRU F17200904
 C---172 SERIAL 17260759 THRU 17263458
 F172 SERIAL F17200905 THRU F17201234
 D---172 SERIAL 17259224 THRU 17260758
 F172 SERIAL F17200805 THRU F17200881
 E---172 SERIAL 17260759 THRU 17263458
 F172 SERIAL F17200882 THRU F17201234
 F---172 SERIAL 17259224 THRU 17261898
 F172 SERIAL F17200805 THRU F17201034
 G---172 SERIAL 17261899 THRU 17263458
 F172 SERIAL F17201035 THRU F17201234
 H---172 SERIAL 17259224 THRU 17262708
 F172 SERIAL F17200805 THRU F17201224
 J---172 SERIAL 17261899 THRU 17262708
 F172 SERIAL F17201035 THRU F17201224
 K---172 SERIAL 17262709 THRU 17263458
 F172 SERIAL F17201225 THRU F17201234

Cowling (Cont)



172 SERIAL 17261899 THRU 17263458
F172 SERIAL F17201035 THRU F17201234

Figure 120. Engine Cowl Assembly - Dual Landing Light

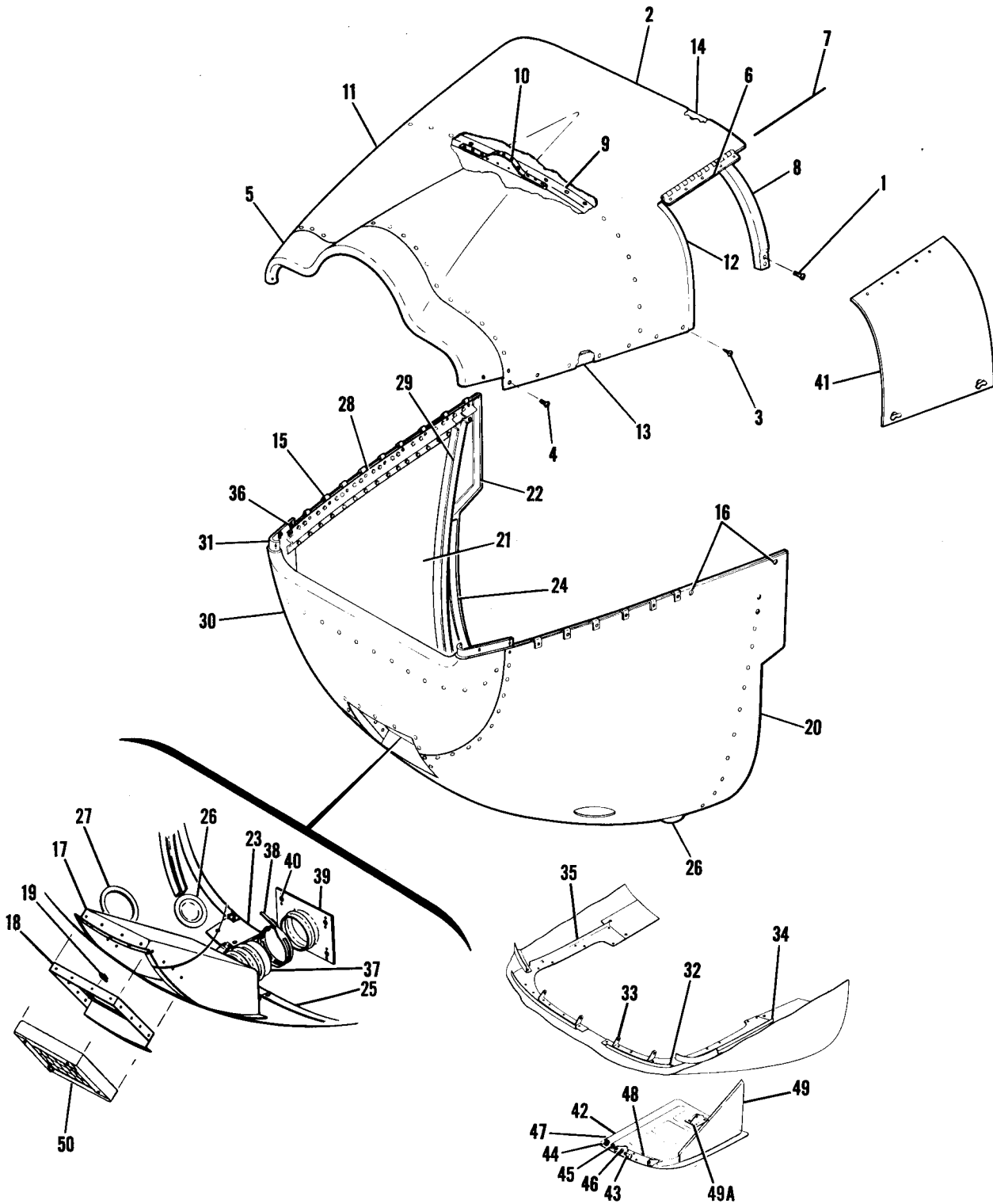


FIGURE AND INDEX NO.	PART NUMBER	DESCRIPTION	UNITS PER ASSY	USABLE ON CODE		
					1	2
120 -		* COWL ASSEMBLY-ENGINE WITH DUAL LANDING LIGHT PROVISIONS	NP	A		
- 1	0552112-27	COWL ASSEMBLY-LOWER WEU 0552112-28	1	B		
	0552112-28	COWL ASSEMBLY-LOWER	1	C		
- 2	0552112-25	SPOTWELD ASSEMBLY-LOWER LH	1			
- 3	0552010-93	CHANNEL-LOWER LH	1			
- 4	0552112-26	SPOTWELD ASSEMBLY-LOWER RH	1	B		
	0552112-29	SPOTWELD ASSEMBLY-LOWER RH	1	C		
- 5	0552010-92	CHANNEL-LOWER RH	1			
- 5A	0552151-1	DOUBLER-LOWER RH	1	C		
- 6	0552010-60	STIFFENER-LH	1			
	0552010-86	STIFFENER-RH	1	B		
	0552010-94	STIFFENER-RH	1	C		
- 7	0552143-1	DOUBLER-LOWER COWL	1			
- 8	0552010-54	STIFFENER	2			
- 9	0552010-91	AIR SCOOP	1			
-10	0552019-15	NOSE CAP ASSEMBLY-LOWER	1			
-11	NAS697A08	NUTPLATE	10			
-12	0552019-13	MOUNTING PLATE	1			
-13	NAS681A08	NUTPLATE	10			
-14	NAS693A08	NUTPLATE	2			
-15	0552139-1	SUPPORT ASSEMBLY-DUAL LANDING LIGHT	1			
		ATTACHING PARTS				
-16	NAS514P832-8	SCREW	12			
		---*---				
-17	1752119-7	BRACKET ASSEMBLY-MOUNT	1			
-18	NAS697A08	NUTPLATE	2			
-19	1752119-4	BRACKET ASSEMBLY-MOUNT	1			
-20	NAS697A08	NUTPLATE	2			
-21	NAS697A08	NUTPLATE	2			
-22	S1115-29	SHOCKMOUNT	1			
		ATTACHING PARTS				
	AN515-8R8	SCREW	2			
		---*---				
-23	S1115-32	STUD	4			
	S1115-35	STUD	2			
	S1115-9	RING	6			
-24	S1115-19	NUTPLATE	14			
-25	0552112-204	COWL ASSEMBLY-UPPER	1			
		ATTACHING PARTS				
-26	AN515-8R8	SCREW	12			
		---*---				
-27	0552112-20	SPOTWELD ASSEMBLY-UPPER COWL	1			
-28	0552010-89	CHANNEL-UPPER	1			
-29	0552010-87	DOUBLER-LH	1			
	0552010-88	DOUBLER-RH	1			
-30	1552004-32	DOUBLER-DOOR OPENING	1			
-31	0552019-10	NOSE CAP-UPPER	1			
-32	S1115-32	STUD	19			
	S1115-9	RING	19			
-33	0552010-74	STIFFENER-LH	1			
	0552010-73	STIFFENER-RH	1			
-34	0552010-47	STIFFENER	2			
-35	1552004-28	DOOR ASSEMBLY-UPPER COWL	1			
-36	KM610-064	LATCH-DOOR CLC	1			
-37	1552004-22	HINGE HALF	1			
	1552004-23	HINGE HALF	1			
-38	1552004-17	PIN-HINGE	1			
-39	1552010-1	SPRING	1			
-40	1552004-25	STRIKER-DOOR	1			
	C294510-0301	FILTER-CARBURETOR AIR INTAKE	1			

NOTE. *THIS FIGURE APPLIES TO AIRPLANES WITH COWL MOUNTED DUAL LANDING LIGHTS ONLY. FOR AIRPLANES WITH STANDARD COWL SEE FIG 118. FOR AIRPLANES WITH COWL MOUNTED SINGLE LANDING LIGHT SEE FIG 119.

A---172 SERIAL 17261899 THRU 17263458
 F172 SERIAL F17201035 THRU F17201234
 B---172 SERIAL 17261899 THRU 17262708
 F172 SERIAL F17201035 THRU F17201224
 C---172 SERIAL 17262709 THRU 17263458
 F172 SERIAL F17201225 THRU F17201234

Cowling (Cont)



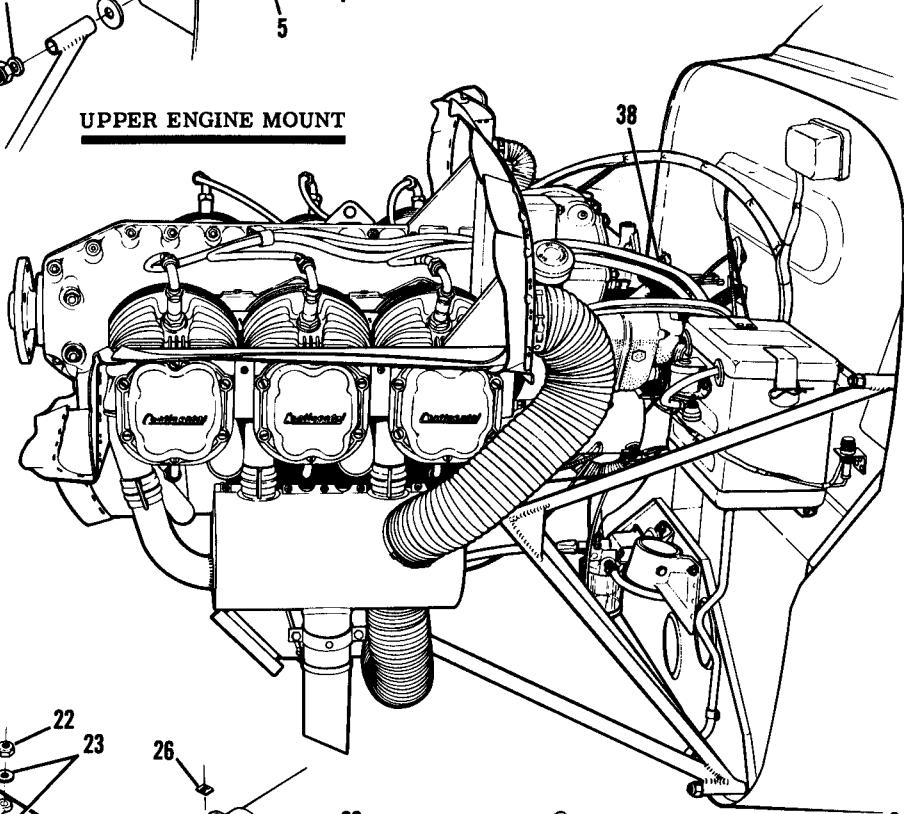
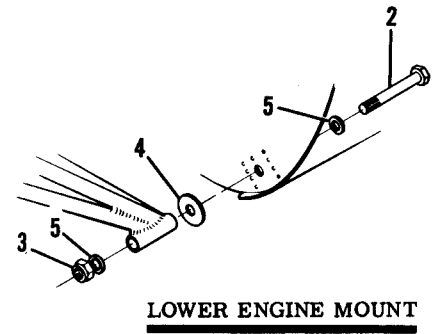
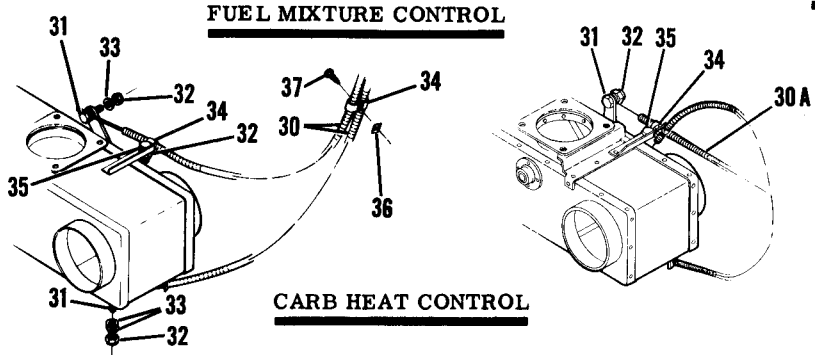
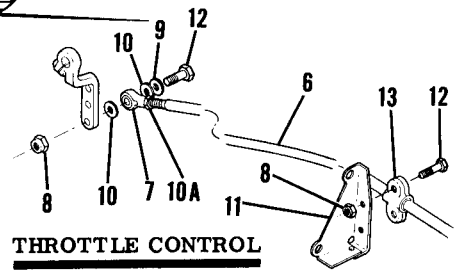
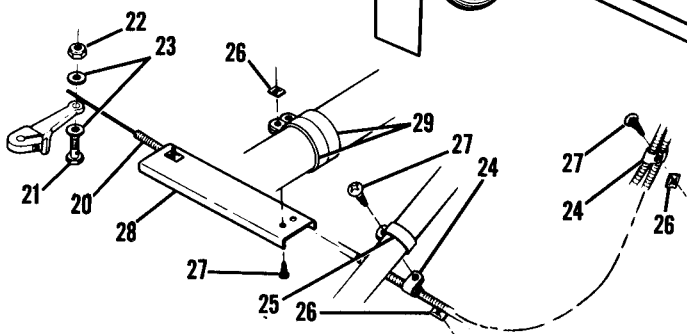
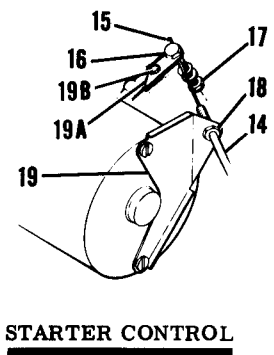
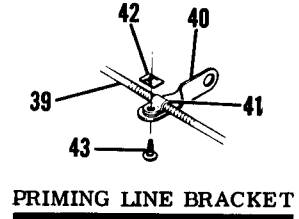
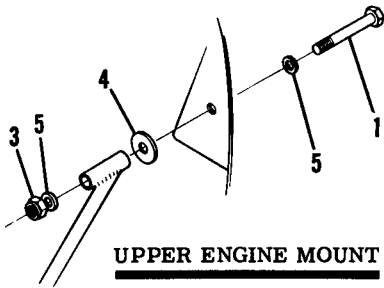
P172 SERIAL P17257120 THRU P17257188

Figure 121. Engine Cowl Assembly

FIGURE AND INDEX NO.	PART NUMBER	DESCRIPTION	UNITS PER ASSY	USABLE ON CODE
121 -		COWL ASSEMBLY-ENGINE ----- ATTACHING PARTS ----- SCREW ----- -----*	1 14	A
- 1	AN520-416R10			
- 2	0552007-55	COWL ASSEMBLY-UPPER ----- ATTACHING PARTS ----- SCREW ----- SCREW ----- -----*	1 15 8	
- 3	S1021Z8-8			
- 4	AN520-10R6			
- 5	0552007-13	SKIN-NOSE CAP UPPER -----	1	
- 6	0552003-26	HINGE ASSEMBLY -----	1	
- 7	0552003-28	PIN-HINGE -----	1	
- 8	0552007-43	CHANNEL-UPPER -----	1	
- 9	0552007-48	ANGLE -----	1	
-10	0552007-35	STIFFENER -----	1	
-11	0552007-53	SPOTWELD ASSEMBLY -----	1	
-12	0552007-32	DOUBLER-HINGE -----	1	
-13	0552007-37	DOUBLER-SIDE LH -----	1	
	0552007-38	DOUBLER-SIDE RH -----	1	
	0552007-54	DOUBLER-UPPER AFT -----	1	
-14	0552007-200	COWL ASSEMBLY-LOWER LESS COWL FLAPS -----	1	
-15	A1788-8Z-3	NUT TIN -----	15	
-16	99833-C.098	RECEPTACLE-STUD MKL -----	2	
-17	0552007-17	SCOOP ASSEMBLY-AIR -----	1	
-18	0552007-18	PAN ASSEMBLY-AIR FILTER -----	1	
-19	S1853-2	RECEPTACLE-STUD MKL -----	4	
-20	0552007-77	SPOTWELD ASSEMBLY RH -----	1	
-21	0552007-78	SPOTWELD ASSEMBLY RH -----	1	
-22	0552007-24	DOUBLER -----	1	
-23	0552007-26	DOUBLER AFT RH -----	1	
	0552007-25	DOUBLER AFT LH -----	1	
-24	0552007-28	DOUBLER RH -----	1	
-25	0552007-27	DOUBLER LH -----	1	
-26	0552003-72	CUP -----	1	
-27	0552003-39	DOUBLER-EXHAUST OPENING -----	1	
-28	0552007-30	STIFFENER RH -----	1	
	0552007-29	STIFFENER LH -----	1	
-29	0552007-42	CHANNEL RH -----	1	
	0552007-41	CHANNEL LH -----	1	
-30	0552007-4	NOSE CAP ASSEMBLY-LOWER -----	1	
-31	0552007-15	DOUBLER-NOSE CAP -----	1	
-32	0552007-73	STIFFENER LH -----	1	
	0552007-74	STIFFENER RH -----	1	
-33	0552007-69	HINGE HALF LH -----	1	
	0552007-70	HINGE HALF RH -----	1	
-34	0552007-67	DOUBLER LH -----	1	
-35	0552007-68	DOUBLER RH -----	1	
-36	NAS697A3	NUT -----	8	
-37	S1053K28W	HOSE 4.3 IN. LG BULK ITEM REF S-1053K28W4.3 ----- ATTACHING PARTS ----- CLAMP ----- -----*	1 2	
-38	NAS398-54			
-39	0552007-6	COUPLING PLATE -----	1	
-40	312-12	RECEPTACLE-STUD CLC -----	4	
-41	0552007-5	DOOR ASSEMBLY -----	1	
	W98292-2180	STUD MKL -----	2	
	99836	CROSS PIN MKL -----	2	
	99874-1	GROMMET MKL -----	2	
-42	0552007-83	COWL FLAP ASSEMBLY LH -----	1	
	0552007-84	COWL FLAP ASSEMBLY RH ----- ATTACHING PARTS ----- BOLT ----- NUT ----- WASHER ----- WASHER ----- COTTER PIN ----- -----*	1 1 2 2 2 2	
-43	AN24-8			
-44	AN320-4			
-45	AN960-416L			
-46	0552007-66			
-47	MS24665-134			
-48	0552007-71	HINGE HALF LH -----	1	
	0552007-72	HINGE HALF RH -----	1	
-49	0552007-81	BAFFLE-LH -----	1	
	0552007-82	BAFFLE-RH -----	1	
-49A	0552007-65	BRACKET-COWL FLAP CONTROL -----	1	
-50	120009	AIR FILTER AMA -----	1	
	120009-06	GASKET-AIR FILTER AMA -----	1	

A---P172 SERIAL P17257120 THRU P17257188
FP172 SERIAL FP172-0001 THRU FP172-0003

Engine



172 SERIAL 17249545 THRU 17256512
 F172 SERIAL F172-0001 THRU F17200804

Figure 122. Engine Installation

FIGURE AND INDEX NO.	PART NUMBER	DESCRIPTION	UNITS PER ASSY	USABLE ON CODE
122 -	SEE FIG 125	ENGINE INSTALLATION-CONTINENTAL ----- ENGINE ASSEMBLY-CONTINENTAL ----- ATTACHING PARTS	NP NP	A
- 1	AN6-25A	BOLT -----	2	
- 2	AN6-32A	BOLT -----	2	
- 3	MS20365-624C	NUT -----	4	
- 4	0550153-1	WASHER -----	4	
- 5	AN960-616	WASHER ----- -----*	8	
- 6	S1222-2 S1222-7	CONTROL-THROTTLE ----- CONTROL-THROTTLE ----- ATTACHING PARTS	1 1	B C
- 7	S1104-3	ROD END -----	1	
- 8	MS21044N3	NUT -----	3	
- 9	AN970-3	WASHER -----	1	
-10	AN960D10	WASHER -----	2	
-10A	MS21044N3	NUT -----	1	
-11	0550185-1	BRACKET -----	1	
-12	AN3-7A	BOLT -----	3	
-13	S351	CLAMP ----- -----*	2	
-14	0513188-1 0513188-3	TUBE-STARTER CONTROL ----- TUBE-SRARTER CONTROL -----	1 1	B C
-15	0513187-3	CONTROL ASSEMBLY-STARTER REF 0513187-1 ----- ATTACHING PARTS	1	
-16	0450311-5	CLAMP -----	1	
-17	MS21044N3	NUT -----	1	
	AN960-10	WASHER -----	2	
-18	AN315-3R	NUT -----	4	
-19	0550184-1 0550184-2	BRACKET ASSEMBLY-STARTER WHEN EXHAUSTED USE 0550184-2 ----- BRACKET ASSEMBLY-STARTER ----- -----*	1 1	D E
-19A	0450283	EXTENSION-STARTER ----- ATTACHING PARTS	1	E
-19B	AN3-4A MS21044N3	BOLT ----- NUT ----- -----*	1 1	
-20	S1231-2	CONTROL ASSEMBLY-FUEL MIXTURE ----- ATTACHING PARTS	1	
-21	0450311-2	CLAMP -----	1	
-22	MS21042L4	NUT -----	1	
-23	AN960-416	WASHER -----	2	
-24	AN742D3	CLAMP -----	4	
-25	AN742D10	CLAMP -----	1	
-26	NAS446-4-3	NUT -----	5	
-27	S1021Z8-6	SCREW -----	5	
-28	0550100-4	BRACKET -----	1	
-29	AN735D20	CLAMP ----- -----*	2	
-30		CONTROL-CARBURETOR HEAT REFER TO INST PNL -----	1	B
-30A		CONTROL-CARBURETOR HEAT REFER TO INST PNL ----- ATTACHING PARTS	1	C
-31	0450311-5	CLAMP -----	2	
-32	MS21044N3	NUT -----	3	
-33	AN960-10	WASHER -----	3	
-34	AN742D3	CLAMP -----	3	
-35	AN3-3A	BOLT -----	1	
-36	NAS446-4-3	NUT -----	1	
-37	S1021Z8-6	SCREW ----- -----*	1	

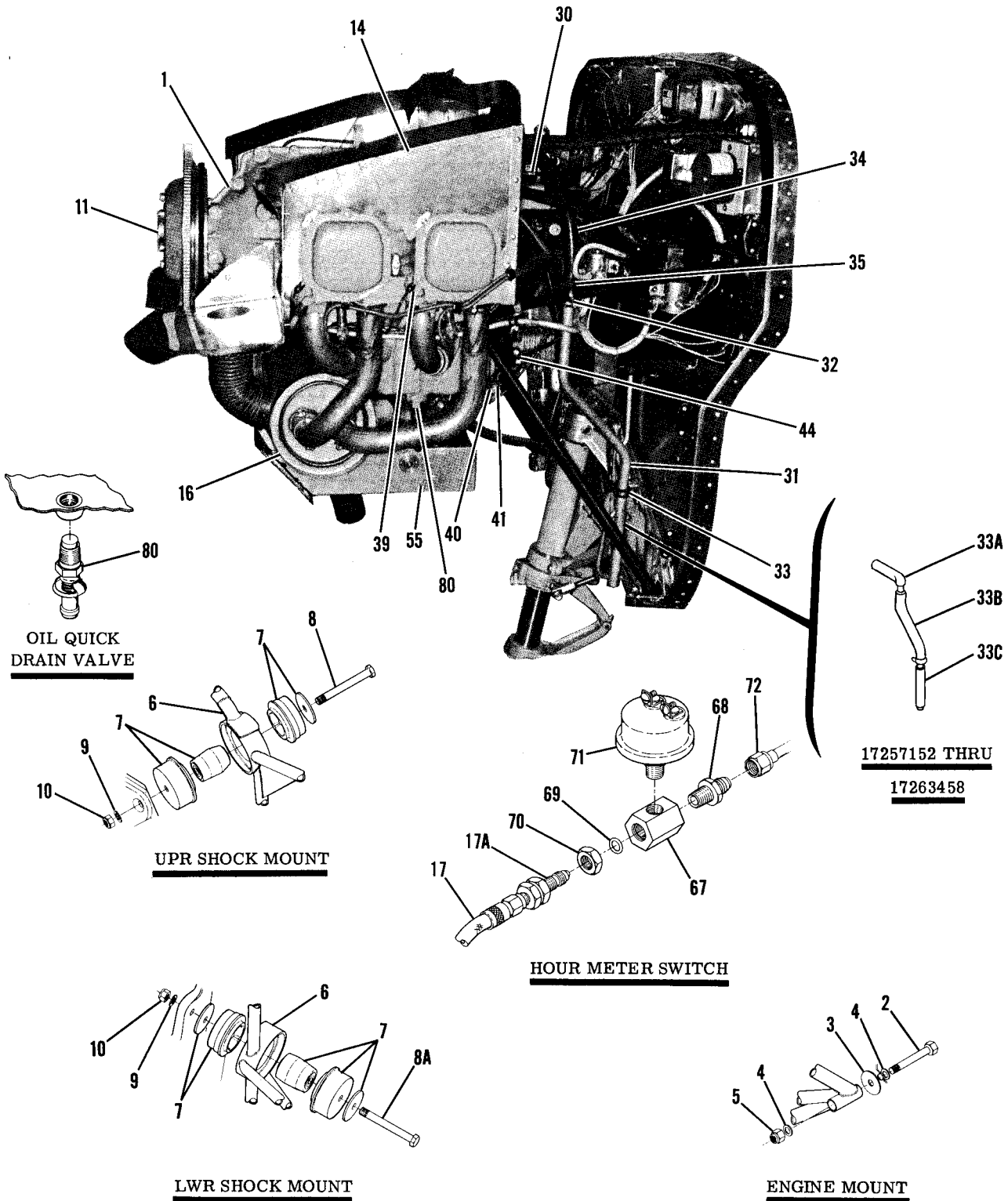
CONTINUED ON NEXT PAGE

FIGURE AND INDEX NO.	PART NUMBER	DESCRIPTION	UNITS PER ASSY	USABLE ON CODE
122 -38	S1239-7	CONTROL-CABIN HEAT -----	1	B
	S1239-15	CONTROL-CABIN HEAT -----	1	H
	S1239-28	CONTROL-CABIN HEAT ----- ATTACHING PARTS	1	J
	0450311-5	CLAMP -----	1	
	MS21044N3	NUT -----	1	
	AN960-10	WASHER ----- -----*	2	
-39	0500118-105	LINE-PRIMER ----- ATTACHING PARTS	1	
	AN4022-1	NIPPLE-PRIMING JET -----	1	
-40	0550100-9	BRACKET -----	1	
-41	AN742D3	CLAMP -----	1	
-42	NAS446-4-3	NUT -----	1	
-43	S102178-6	SCREW ----- -----*	1	
<p>A---172 SERIAL 17249545 THRU 17256512 F172 SERIAL F172-0001 THRU F17200804 B---172 SERIAL 17249545 THRU 17250572 F172 SERIAL F172-0001 THRU F172-0018 C---172 SERIAL 17250573 THRU 17256512 F172 SERIAL F172-0019 THRU F17200804 D---172 SERIAL 17249545 THRU 17251005 F172 SERIAL F172-0001 THRU F172-0047 E---172 SERIAL 17251006 THRU 17256512 F172 SERIAL F172-0048 THRU F17200804 F---DELETED G---DELETED H---172 SERIAL 17250573 THRU 17254892 F172 SERIAL F172-0019 THRU F172-0319 J---172 SERIAL 17254893 THRU 17256512 F172 SERIAL F172-0320 THRU F17200804</p>				

FIGURE AND INDEX NO.	PART NUMBER	DESCRIPTION	UNITS PER ASSY	USABLE ON CODE
		1 2 3 4 5 6 7		
123 -		ENGINE INSTALLATION -----	NP	A
- 1	0320E2D-ENPL3107	ENGINE LY -----	1	T
	0320E2D-ENPL4090	ENGINE LY -----	1	U
		ATTACHING PARTS		
- 2	AN6-23A	BOLT LOWER -----	2	
	AN6-27A	BOLT UPPER -----	2	
- 3	0550153-1	WASHER -----	4	
- 4	AN960-616	WASHER -----	8	
- 5	MS20365-624C	NUT -----	4	
- 6	0551017-1	MOUNT ASSEMBLY-ENGINE -----	1	
- 7	C299501-0101	KIT-SHOCK MOUNT -----	4	
- 8	AN7-43A	BOLT UPPER -----	4	
- 8A	AN7-44A	BOLT LOWER -----	4	
- 9	AN960-716L	WASHER -----	4	
-10	MS20365-720C	NUT -----	4	
		---*---		
-10A	0412007-8	STRAP-ENGINE GROUND -----	1	
-10B	AN742-12	CLAMP -----	1	
	AN3-4A	BOLT -----	1	
	AN960-10	WASHER -----	2	
	MS20365-1032C	NUT -----	1	
-10C	AN4-11A	BOLT -----	1	
	AN960-416	WASHER -----	1	
	MS21042L4	NUT -----	1	
-11	SEE FIG 113	PROPELLER & SPINNER INSTALLATION -----	1	
-12	SEE FIG 141	HEATING & DEFROSTING SYSTEM -----	1	
-13	SEE FIG 167	FUEL SYSTEM -----	1	
-14	SEE FIG 134	BAFFLES INSTALLATION-ENGINE -----	1	X
	SEE FIG 135	BAFFLES INSTALLATION-ENGINE -----	1	W
-15	SEE FIG 184	VACUUM SYSTEM -----	1	
-16	SEE FIG 132	EXHAUST STACK ASSEMBLY -----	1	
-17	0500118-101	LINE ASSEMBLY-OIL PRESSURE -----	1	P
	S1236-3-0184	HOSE ASSEMBLY-OIL PRESSURE -----	1	Q
		ATTACHING PARTS		
	MS21919DG6	CLAMP ATTACH TO S1236-3-0184 -----	1	Q
	AN742D12	CLAMP ATTACH TO ENGINE MOUNT -----	1	Q
	S1021Z10-8	SCREW -----	1	Q
	NAS446-5-1	NUT -----	1	Q
		---*---		
	MS20823-2B	ELBOW -----	1	P
	0752037-3	ELBOW ASSEMBLY -----	1	Q
-17A	1450024-3	UNION -----	1	Q
-18	8406E	OIL COOLER SW -----	1	
	8526250	OIL COOLER ALTERNATE HR -----	1	
		ATTACHING PARTS		
-19	AN3-5A	BOLT -----	6	
	AN960-10	WASHER -----	6	
	MS20365-1032C	NUT -----	2	
		---*---		
-20	S1167-6-0260	HOSE ASSEMBLY ENGINE TO COOLER -----	1	
-21	MS20822-6-6	ELBOW -----	1	
	AN816-6-6	UNION UPR END -----	1	
-22	S1167-6-0290	HOSE ASSEMBLY COOLER TO ENGINE -----	1	T
	S1167-6-0210	HOSE ASSEMBLY COOLER TO ENGINE -----	1	U
-23	MS20825-6	TEE -----	1	
	AN815-6D	UNION UPR END -----	1	T
	MS20823-6B	ELBOW UPR END -----	1	U
	AN912-2	REDUCER UPR END -----	1	U
-24	0556018-1	CAP -----	1	
-25	AN912-2D	BUSHING-REDUCER -----	1	
-26	1700121-16	LINE-OIL COOLER -----	1	T
-27	1756001-1	DUCT ASSEMBLY-OIL COOLER -----	1	
	0505011-1	PLACARD -----	1	
-28	S1053E24T	HOSE * IN LG BULK ITEM REF S1053K24T* -----	1	
		ATTACHING PARTS		
-29	NAS398-50	CLAMP -----	2	
		---*---		
-30	S1605-6	TACHOMETER SHAFT WHEN EXHAUSTED USE S1605-8 -----	1	G
	S1605-8	TACHOMETER SHAFT -----	1	H
-31	0500118-70	BREATHING TUBE -----	1	
		ATTACHING PARTS		
-32	MS21919DG12	CLAMP -----	2	
	AN3-5A	BOLT -----	1	
	AN960-10	WASHER -----	1	
	MS21044N3	NUT -----	1	

CONTINUED ON NEXT PAGE

Engine (Cont)



OIL QUICK DRAIN VALVE

UPR SHOCK MOUNT

HOUR METER SWITCH

LWR SHOCK MOUNT

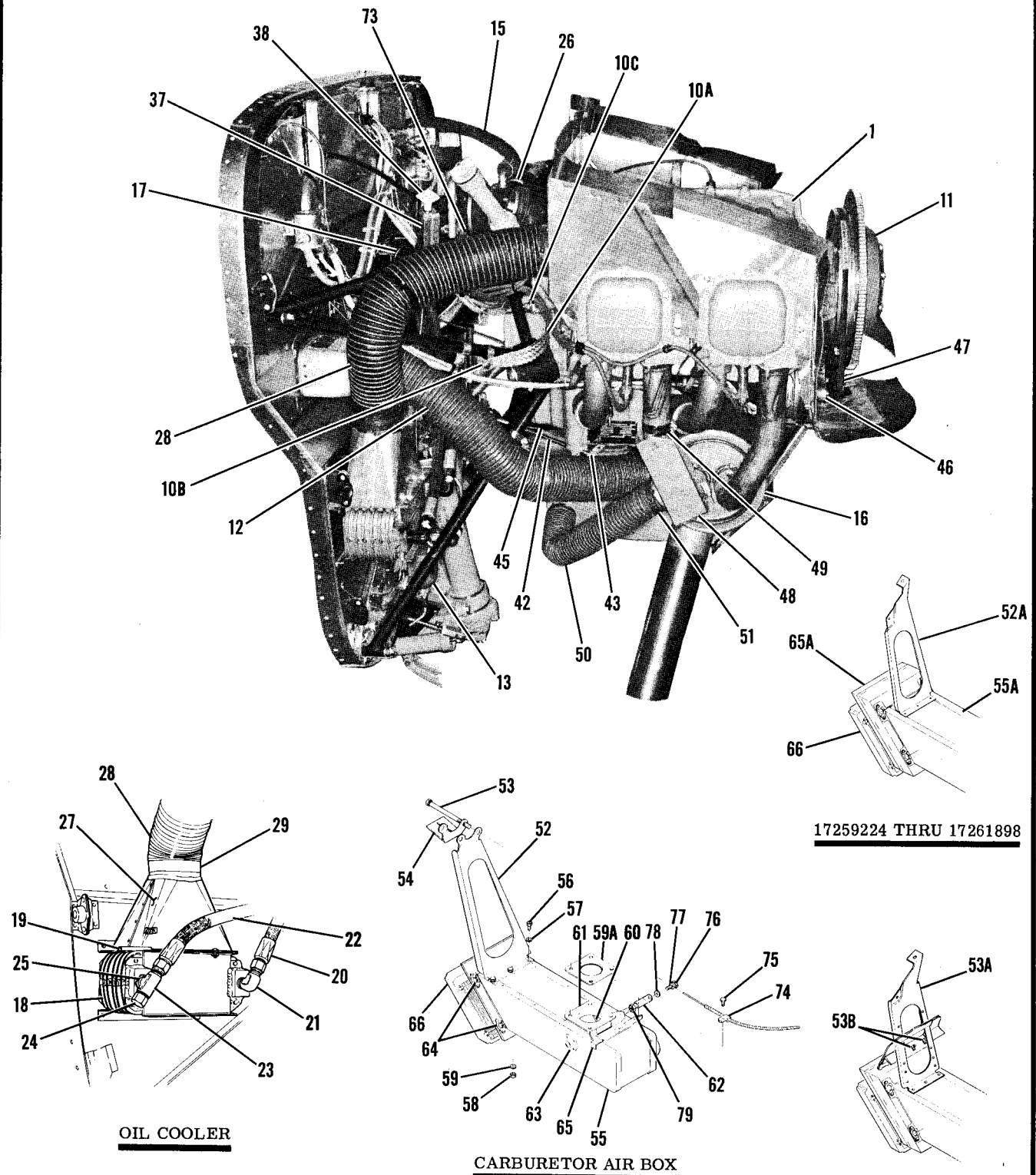
ENGINE MOUNT

17257152 THRU
17263458

172 SERIAL 17256513 THRU 17263458
F172 SERIAL F17200805 THRU F17201234

Figure 123. Engine Installation (Sheet 1 of 2)

Engine (Cont)



17259224 THRU 17261898

17261899 THRU 17263458

172 SERIAL 17256513 THRU 17263458
F172 SERIAL F17200805 THRU F17201234

Figure 123. Engine Installation (Sheet 2 of 2)

FIGURE AND INDEX NO.	PART NUMBER	DESCRIPTION	UNITS PER ASSY	USABLE ON CODE
123 -33	MS219190G12 S1021Z10-20 NAS43HT3-32 AN960-10	CLAMP ----- SCREW ----- SPACER ----- WASHER ----- -----*	1 1 1 1	
-33A	0552011-11	INSULATION-BREATHER TUBE -----	1	B
-33B	0552011-12	INSULATION-BREATHER TUBE -----	1	B
-33C	0552011-13	INSULATION-BREATHER TUBE -----	1	B
-34	S1495-12	HOSE 16.0 IN LG BULK ITEM REF S1495-12-16.0 ATTACHING PARTS	1	
-35	NAS397-18	CLAMP ----- -----*	2	
-36		DELETED-NOT USED -----		
-37	1716013-1	BRACKET ----- ATTACHING PARTS	1	
	AN741TD6 AN4-6A AN960-416 MS21042L4	CLAMP ----- BOLT ----- WASHER ----- NUT ----- -----*	1 2 2 2	
-38	S1517-8	CONTROL ASSEMBLY-FUEL STRAINER -----	1	
-39	SEE FIG 173	PRIMING SYSTEM-3 CYLINDER -----	1	
-40	SEE FIG 104	CONTROL ASSEMBLY-MIXTURE ----- ATTACHING PARTS	1	
-41	AN74203 S1485D13U S1485D3U S1021Z10-8 0450311-2 AN960-416 MS21042L4	CLAMP ----- CLAMP ----- CLAMP ----- SCREW ----- CLAMP ----- WASHER ----- NUT ----- -----*	1 1 1 1 1 2 1	R R S
-42	SEE FIG 104	CONTROL ASSEMBLY-THROTTLE ----- ATTACHING PARTS	1	
-43	AN3-7A AN970-3 AN960-10 MS21044N3 S1104-3 AN315-3R	BOLT ----- WASHER ----- WASHER ----- NUT ----- ROD END ----- NUT -----	1 1 2 2 1 1	
-44	S351 AN3-7A MS21044N3 AN960-10	CLAMP ----- BOLT ----- NUT ----- WASHER ----- -----*	1 2 2 2	
-45	0551019-1 0551019-5 MS20074-04-21 AN960-416L	SUPPORT ASSEMBLY-THROTTLE ----- SUPPORT ASSEMBLY-THROTTLE ----- ATTACHING PARTS BOLT ----- WASHER ----- -----*	1 1 1 1	R S
-46	SEE FIG 191	ALTERNATOR INSTALLATION -----	1	
-47	S1597-1-37.5	BELT-ALTERNATOR -----	1	
-48	1750011-1 1750011-4	SHROUD ASSEMBLY WEU 1750011-4 ----- SHROUD ASSEMBLY ----- ATTACHING PARTS	1 1	K L
-49	AN737TW56	CLAMP ----- -----*	2	
-50	S1053K16 *	DUCT-FLEXIBLE * IN LG BULK ITEM S-1053K16-* ----- ATTACHING PARTS	1	
-51	NAS397-32	CLAMP ----- -----*	2	

CONTINUED ON NEXT PAGE



FIGURE AND INDEX NO.	PART NUMBER	DESCRIPTION							UNITS PER ASSY	USABLE ON CODE	
		1	2	3	4	5	6	7			
123 -52	0552114-1	BRACKET-AIRBOX SUPPORT	WHEN EXHAUSTED USE 0552114-2	----					1	E	
	0552114-2	BRACKET-AIRBOX SUPPORT	----						1	F	
-52A	0552120-1	BRACKET-AIRBOX SUPPORT	----						1	V	
		ATTACHING PARTS									
-53	AN7-42A	BOLT	----						2		
		*----									
-53A	0552116-10	BRACKET-AIRBOX SUPPORT	----						1	Y	
	0552116-16	BRACKET-AIRBOX SUPPORT	----						1	Z	
		ATTACHING PARTS									
	AN525-10R6	SCREW	----						3		
		*----									
-53B	NAS1067A3	NUTPLATE	----						3		
-54	0552116-10	BRACKET ASSEMBLY-COWL SNUBBER	----						1		
-55	0552113-1	AIRBOX ASSEMBLY	WHEN EXHAUSTED USE 0552113-11	----					1	C	
	0552113-11	AIRBOX ASSEMBLY	----						1	D	
-55A	0552113-13	AIRBOX ASSEMBLY	----						1	N	
		ATTACHING PARTS									
-56	AN3-3A	BOLT	----						3		
-57	AN960-10	WASHER	----						3		
-58	AN315-4R	NUT	----						4		
-59	AN960-416	WASHER	----						4		
	0550198-1	STUD	----						4		
-59A	21323	GASKET-AIRBOX	LY	----					1		
		*----									
	NAS697A3	NUTPLATE	----						3	M	
	NAS697A3	NUTPLATE	----						1	N	
	NAS1067A3	NUTPLATE	----						2	N	
-60	0550180-10	VALVE ASSEMBLY	----						1		
-61	0550180-13	COLLAR	----						1		
-62	0550180-16	ARM ASSEMBLY	----						1		
-63	0750113-1	BEARING HOUSING ASSEMBLY	----						1		
-64	S1853-1	RECEPTACLE	----						4		
-65	0552113-5	SUPPORT	----						1		
-65A	0552130-11	SEAL ASSEMBLY-CARBURETOR AIR FILTER	----						1	N	
		ATTACHING PARTS									
	AN960-D2L	WASHER	----						10	N	
		*----									
-66	G294510-0301	FILTER-AIR	----						1		
-67	1213158-2	ADAPTER-OIL PRESSURE SWITCH	----						1	P	
	1213158-3	ADAPTER-OIL PRESSURE SWITCH	----						1	Q	
-68	AN816-2D	NIPPLE	----						1		
-69	MS28778-2	O-RING	----						1		
-70	AN924-2D	NUT	----						1	P	
	AN924-3D	NUT	----						1	Q	
-71	S1711-1	SWITCH-OIL PRESSURE	----						1		
-72	0500118-96	LINE-OIL PRESSURE	TO INSTRUMENT PANEL	----					1		
-73	0750139	ADAPTOR-OIL TEMPERATURE GAGE	----						1		
	AN900-10	GASKET	----						1		
-74	AN74203	CLAMP	----						1		
-75	AN3-3A	BOLT	----						1		
	MS21044N3	NUT	----						1		
-76	0450311-5	CLAMP	----						1		
-77	AN960-10	WASHER	----						2		
-78	AN960-10L	WASHER	----						1		
-79	MS21044N3	NUT	----						1		
-80	S1951-4T	VALVE ASSEMBLY-OIL QUICK DRAIN	----						1	J	

NOTE. *LENGTH TO BE ADDED LATER

- A---172 SERIAL 17256513 THRU 17263458
F172 SERIAL F17200805 THRU F17201234
- B---172 SERIAL 17257195 THRU 17263458
F172 SERIAL F17200805 F17201234
- C---172 SERIAL 17256513 THRU 17257132
- D---172 SERIAL 17257133 THRU 17259223
- E---172 SERIAL 17256513 THRU 17258020
- F---172 SERIAL 17258021 THRU 17259223
- G---172 SERIAL 17256513 THRU 17258384
- H---172 SERIAL 17258385 THRU 17263458
F172 SERIAL F17200805 THRU F17201234
- J---172 SERIAL 17258487 THRU 17263458
F172 SERIAL F17200805 THRU F17201234

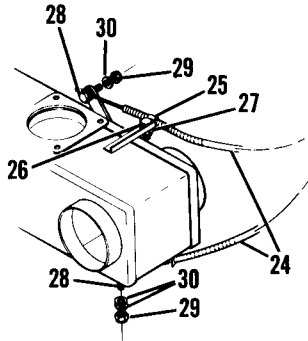
CONTINUED ON NEXT PAGE



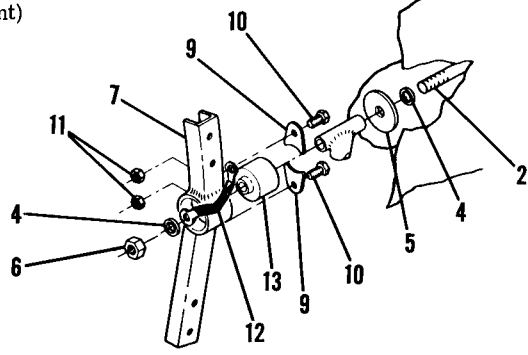
FIGURE AND INDEX NO.	PART NUMBER	DESCRIPTION	UNITS PER ASSY	USABLE ON CODE
123 -		<p style="text-align: center;">1 2 3 4 5 6 7</p> <p>K---172 SERIAL 17256513 THRU 17258708 L---172 SERIAL 17258709 THRU 17263458 F172 SERIAL F17200805 THRU F17201234 M---172 SERIAL 17256513 THRU 17259224 N---172 SERIAL 17259224 THRU 17263458 F172 SERIAL F17200805 THRU F17201234 P---172 SERIAL 17256513 THRU 17259043 Q---172 SERIAL 17259044 THRU 17263458 F172 SERIAL F17200805 THRU F17201234 R---172 SERIAL 17256513 THRU 17259627 S---172 SERIAL 17259628 THRU 17263458 F172 SERIAL F17200805 THRU F17201234 T---172 SERIAL 17256513 THRU 17260223, 17260225 & 17260241 F172 SERIAL F17200805 THRU F17200844 U---172 SERIAL 17260224, 17260226 THRU 17260240 17260242 THRU 17263458 F172 SERIAL F17200845 THRU F17201234 V---172 SERIAL 17259224 THRU 17261898 F172 SERIAL F17200805 THRU F17201034 W---172 SERIAL 17261899 THRU 17263458 F172 SERIAL F17201035 THRU F17201234 X---172 SERIAL 17256513 THRU 17261898 F172 SERIAL F17200805 THRU F17201034 Y---172 SERIAL 17261898 THRU 17262571 17262573 THRU 17262604 17262606 THRU 17262612 F172 SERIAL F17201035 THRU F17201224 Z---172 SERIAL 17262572, 17262605 17262613 THRU 17263458 F172 SERIAL F17201225 THRU F17201234</p>		

This page intentionally left blank.

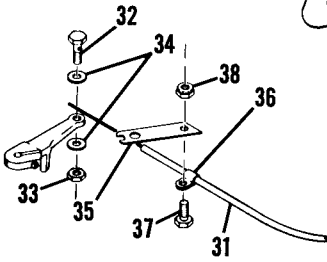
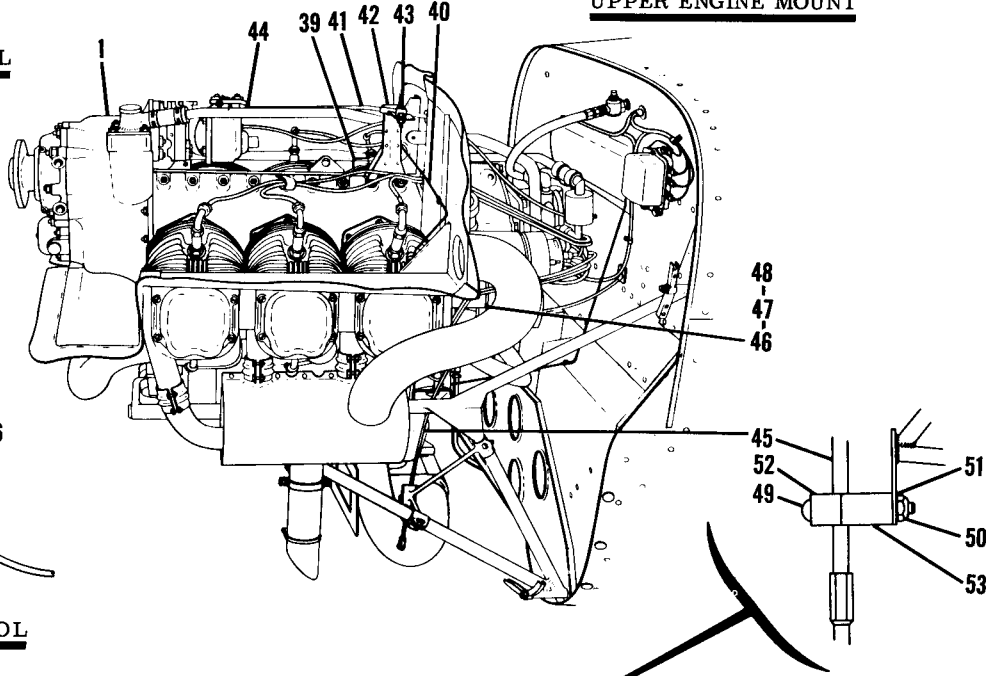
Engine (Cont)



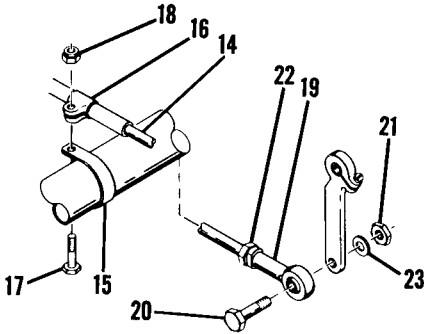
CARB HEAT CONTROL



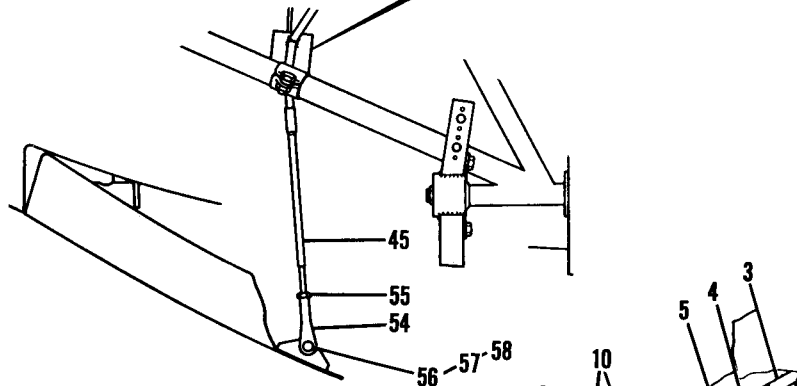
UPPER ENGINE MOUNT



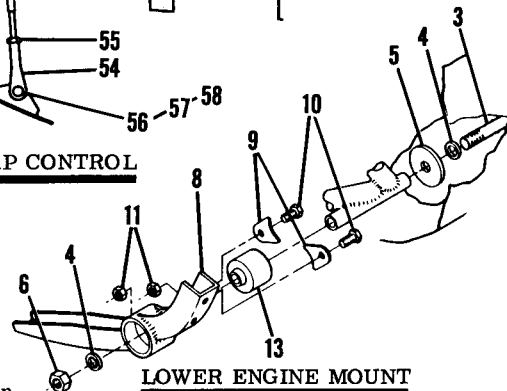
FUEL MIXTURE CONTROL



THROTTLE CONTROL



COWL FLAP CONTROL



LOWER ENGINE MOUNT

P172 SERIAL P17257120 THRU P17257188

Figure 124. Engine Installation

FIGURE AND INDEX NO.	PART NUMBER	DESCRIPTION	UNITS PER ASSY	USABLE ON CODE
124 -		ENGINE INSTALLATION -----	NP	A
- 1	SEE FIG 126	ENGINE ASSEMBLY -----	NP	
		ATTACHING PARTS -----		
- 2	AN6-35A	BOLT -----	2	
- 3	AN6-50A	BOLT -----	2	
- 4	AN960-616	WASHER -----	8	
- 5	0550156	WASHER-ENGINE MOUNT -----	4	
- 6	MS21042L6	NUT -----	4	
		-----*		
- 7	0551013-1	MOUNT ASSEMBLY-UPPER LH -----	1	
	0551013-2	MOUNT ASSEMBLY-UPPER RH -----	1	
- 8	0551013-3	MOUNT ASSEMBLY-LOWER LH -----	1	
	0551013-4	MOUNT ASSEMBLY-LOWER RH -----	1	
- 9	0551009-1	LATCH PLATE-MOUNTING -----	2	
-10	AN3-3A	BOLT -----	2	
-11	MS21044N3	NUT -----	2	
-12	0551012-1	STRAP-GROUND -----	1	
	NAS1068A4	NUTPLATE KNM -----	4	
-13	0551011-1	RUBBER SHOCK MOUNT -----	1	
-14	S1222-4	CONTROL ASSEMBLY-THROTTLE -----	1	
		ATTACHING PARTS -----		
-15	S1601-26	CLAMP AP -----	1	
-16	0450191-1	CLAMP-3/8 TUBE -----	1	
-17	AN3-20A	BOLT -----	1	
-18	MS21044N3	NUT -----	1	
-19	S1106-4	ROD END -----	1	
-20	AN4-10A	BOLT -----	1	
-21	MS21042L4	NUT -----	1	
-22	AN315-4R	NUT -----	1	
-23	AN960C416L	WASHER -----	1	
-24	S1224-2	CONTROL-CARBURETOR HEAT -----	1	
		ATTACHING PARTS -----		
-25	AN742D3	CLAMP -----	1	
-26	AN3-4A	BOLT -----	1	
-27	MS21044N3	NUT -----	1	
-28	0450311-5	CLAMP-CONTROL WIRE -----	2	
-29	MS21044N3	NUT -----	2	
-30	AN960-10	WASHER -----	3	
		-----*		
-31	S1231-3	CONTROL-CARBURETOR MIXTURE -----	1	
		ATTACHING PARTS -----		
-32	0450311-4	CLAMP-CONTROL WIRE -----	2	
-33	MS21042L4	NUT -----	1	
-34	AN960-416L	WASHER -----	2	
-35	0750159-1	CLIP -----	1	
-36	AN742D3	CLAMP -----	1	
-37	AN3-4A	BOLT -----	1	
-38	MS21044N3	NUT -----	1	
		-----*		
-39	AN4022-1	NIPPLE-PRIMING JET -----	1	
-40	0500106-309	LINE ASSEMBLY-PRIMER BAFFLE TO NO. 1 CYLINDER -----	1	
-41	0500106-309	LINE ASSEMBLY-PRIMER BAFFLE TO NO. 2 CYLINDER -----	1	
-41	S1223-1	CONTROL-PROPELLER PITCH -----	1	
		ATTACHING PARTS -----		
-42	0550189-1	BRACKET -----	1	
-43	S351	CLAMP -----	1	
	AN3-6A	BOLT -----	2	
	MS21044N3	NUT -----	2	
	NAS43HT3-9	SPACER -----	2	
		-----*		

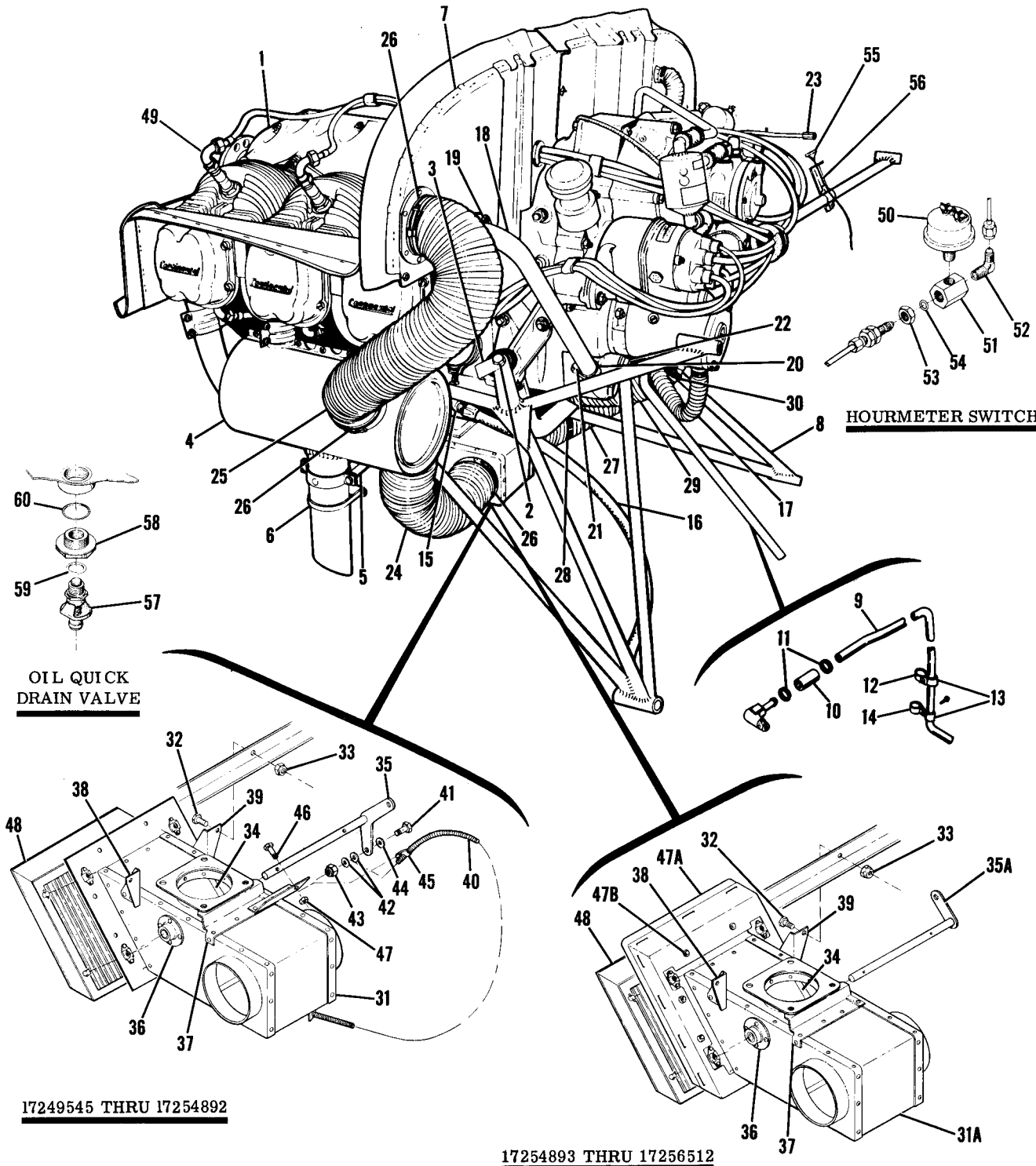
CONTINUED ON NEXT PAGE

FIGURE AND INDEX NO.	PART NUMBER	DESCRIPTION	UNITS PER ASSY	USABLE ON CODE
124 -44	S1104-3	ROD END ----- ATTACHING PARTS -----	1	
	AN3-7A	BOLT -----	1	
	AN970-3	WASHER UNDER NUT -----	1	
	AN960D10	WASHER EACH SIDE OF ROD END -----	2	
	MS21044N3	NUT -----	1	
	AN315-3R	NUT -----	1	
	-	*-----		
-45	S1298-1	CONTROL-COWL FLAPS ----- ATTACHING PARTS -----	1	
-46	0550100-9	BRACKET -----	2	
-47	S1485D3L	CLAMP -----	2	
-48	S1021Z8-8	SCREW -----	2	
-49	AN520-10R26	SCREW -----	4	
-50	MS21044N3	NUT -----	4	
-51	AN960-10L	WASHER -----	4	
-52	0713307-2	CLAMP -----	2	
-53	0713307-1	MOUNT ----- *-----	2	
-54	AN665-21R	TERMINAL-CLEVIS -----	2	
-55	AN315-3R	NUT TERMINAL LOCKING -----	2	
-56	MS24665-132	PIN-COTTER -----	2	
-57	AN960-10L	WASHER -----	2	
-58	MS20392-2C13	PIN-FLATHEAD -----	2	
	NAS43DD3-24	SPACER -----	2	
		A---P172 SERIAL P17257120 THRU P17257188 FP172 SERIAL FP172-0001 THRU FP172-0003		

FIGURE AND INDEX NO.	PART NUMBER	DESCRIPTION	UNITS PER ASSY	USABLE ON CODE
		1 2 3 4 5 6 7		
125 -		ENGINE ASSEMBLY-CONTINENTAL -----	NP	F
- 1	0300C	ENGINE CM -----	1	A
	0300D	ENGINE CM -----	1	B
	0300D	ENGINE RORY -----	1	E
		ATTACHING PARTS		
- 2	AN7-27A	BOLT -----	4	
	MS20365-720C	NUT -----	4	
	AN960-716	WASHER -----	4	
- 3	0550100-7	BONDING STRAP-ENGINE MOUNT -----	4	
		-----*		
- 4	SEE FIG 131	STACK ASSEMBLY-EXHAUST LH -----	1	
	SEE FIG 131	STACK ASSEMBLY-EXHAUST RH -----	1	
- 5	0550186-1	BRACE-EXHAUST STACK -----	1	
		ATTACHING PARTS		
- 6	S1601-36	CLAMP ADEL -----	2	
	MS21042L4	NUT -----	2	
	S1021Z10-8	SCREW -----	1	
	AN4-26A	BOLT -----	2	
		-----*		
- 7	SEE FIG 133	BAFFLE INSTALLATION-ENGINE -----	1	
- 8	0551014-1	MOUNT ASSEMBLY-ENGINE -----	1	
- 9	0500106-307	LINE ASSEMBLY-BREATHER -----	1	
		ATTACHING PARTS		
-10	S1495-10-	HOSE 3 IN LG BULK ITEM REF S1495-10-3.00 -----	1	
-11	NAS397-16-1	CLAMP -----	2	
-12	AN742D16	CLAMP -----	1	
-13	S1485D10U	CLAMP -----	2	
	S1021Z8-12	SCREW -----	1	
-14	AN742D10	CLAMP -----	1	
	S1021Z8-8	SCREW -----	1	
		-----*		
-15	AN914-2D	ELBOW -----	1	
	AN816-7D	NIPPLE -----	1	
-16	S1167-8-0240	HOSE ASSEMBLY-CARBURETOR TO STRAINER -----	1	
-17	S1053E8T	HOSE 31.5 IN LG BULK ITEM REF S-1053E8T31.5 -----	1	G
		ATTACHING PARTS		
	NAS397-16-1	CLAMP -----	2	G
		-----*		
-18	0550123	TUBE ASSEMBLY-BLAST LH -----	1	
	0550224-1	TUBE ASSEMBLY-BLAST RH -----	1	
		ATTACHING PARTS		
	0550224-4	TUBE ASSEMBLY-BLAST RH USED WITH OIL FILTER ONLY -----	1	
-19	AN515-8R6	SCREW -----	3	
	MS21044N08	NUT -----	3	
-20	S1485D16U	CLAMP LH ONLY -----	1	
-21	0550100-6	BRACKET LH ONLY -----	1	
	S1021Z10-8	SCREW-LH ONLY -----	1	
		-----*		
-22	0750139	ADAPTER-OIL TEMPERATURE GAGE -----	1	
-23	0500106-306	LINE-OIL PRESSURE -----	1	
		ATTACHING PARTS		
	AN742D2	CLAMP -----	1	
	S1485D10L	CLAMP -----	1	
	S1021Z8-8	SCREW -----	1	
	MS20823-28	ELBOW -----	1	
		-----*		
-24	S1053K24T	HOSE 17.5 IN LG BULK ITEM REF S-1053K24T17.5 -----	1	
-25	S1053E24T	HOSE-LH 22.25 IN LG BULK ITEM -----	1	
		REF S-1053E24T22.25		
	S1053E24T	HOSE-RH 12.00 IN LG BULK ITEM -----	1	
		REF S-1053E24T 12.00		
		ATTACHING PARTS		
-26	NAS398-50	CLAMP -----	2	
		-----*		

CONTINUED ON NEXT PAGE

Engine (Cont)



OIL QUICK DRAIN VALVE

HOURMETER SWITCH

17249545 THRU 17254892

17254893 THRU 17256512

172 SERIAL 17249545 THRU 17256512
F172 SERIAL F172-0001 THRU F17200804

Figure 125. Engine Assembly



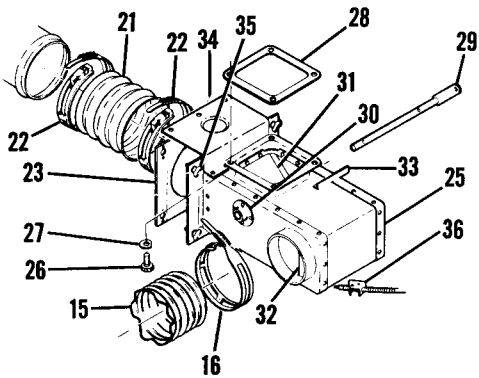
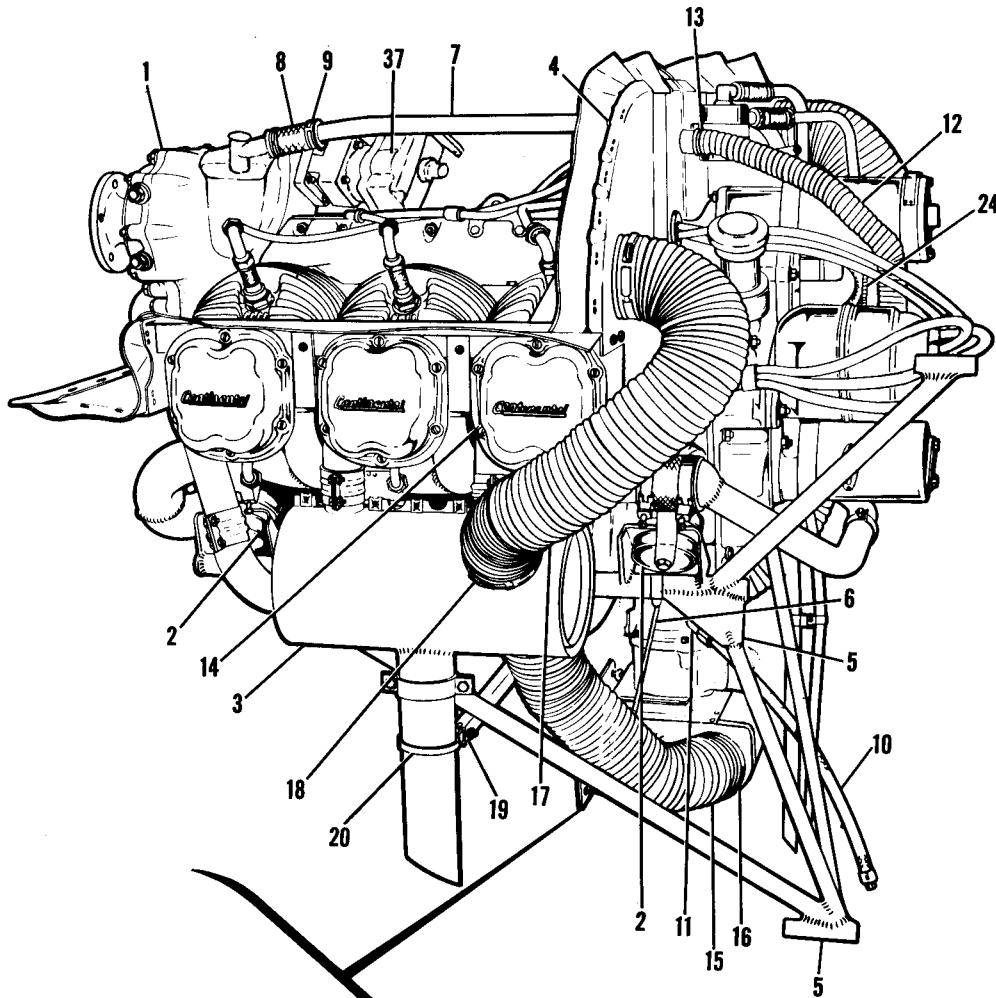
FIGURE AND INDEX NO.	PART NUMBER	DESCRIPTION							UNITS PER ASSY	USABLE ON CODE	
		1	2	3	4	5	6	7			
125 -27	S1053K24T	HOSE	31.00	IN	LG	BULK ITEM	REF S-1053K24T31.00	---	1		
		ATTACHING PARTS									
-28	NAS398-50	CLAMP	-----							2	
	AN742D50	CLAMP	-----							2	
	AN742D10	CLAMP	-----							1	
	NAS446-4-3	NUT	-----							2	
	S1021Z8-8	SCREW	-----							2	
	AN742D2	SCREW	-----							1	
		*-----									
-29	S1053K24T	HOSE	26.00	IN	LG	BULK ITEM	REF S-1053K24T 26.00	---	1		
		ATTACHING PARTS									
-30	NAS398-50	CLAMP	-----							2	
	AN742D50	CLAMP	-----							1	
	AN742D10	CLAMP	-----							1	
	NAS446-4-3	NUT	-----							1	
	S1021Z8-8	SCREW	-----							1	
		*-----									
-31	0550180-1	AIRBOX ASSEMBLY	WHEN EXHAUSTED USE 0550180-27					----	1	C	
	0550180-27	AIRBOX ASSEMBLY	-----							1	D
-31A	0550197-1	AIRBOX ASSEMBLY	-----							1	M
	0550197-5	AIRBOX ASSEMBLY	-----							1	N
		ATTACHING PARTS									
-32	AN3-3A	BOLT	-----							2	
-33	MS21044N3	NUT	-----							2	
		*-----									
-34	0550180-10	VALVE ASSEMBLY	-----							1	
-35	0550180-28	ARM ASSEMBLY	-----							1	G
-35A	0550180-16	ARM ASSEMBLY	-----							1	H
-36	0750113-1	HOUSING	-----							2	
-37	0550180-20	SUPPORT	-----							1	
-38	0550180-21	EAR-SUPPORT LH	-----							1	
-39	0550180-22	EAR-SUPPORT RH	-----							1	
-40	S1398-2	CASING-WIRE 17.5	IN	LG	BULK ITEM	REF S1398-2-17.50	----	1	D		
	S1398-1	WIRE-23.5	IN	LG	BULK ITEM	REF S1398-1-23.50	----	1	D		
		ATTACHING PARTS									
-41	0450311-5	CLAMP	-----							2	D
-42	AN960-10	WASHER	-----							2	D
-43	MS21044N3	NUT	-----							2	D
-44	AN960-10L	WASHER	-----							1	D
-45	AN742D3	CLAMP	-----							1	D
-46	AN3-3A	BOLT	-----							1	D
-47	MS21044N3	NUT	-----							1	D
		*-----									
-47A	0552130-5	SEAL ASSEMBLY-CARBURETOR AIR FILTER	-----							1	N
		ATTACHING PARTS									
-47B	AN960-D2L	WASHER	-----							10	N
		*-----									
-48	C294510-0301	FILTER-AIRBOX	-----							1	F
-49	SH15	SPARK PLUG	FOR USE IN SHIELDED SYSTEMS WITH 5-8 24-3A					----	12		
		THREADS									
	SH20A	SPARK PLUG	FOR USE IN SHIELDED SYSTEMS WITH 5-8 24-3A					----	12		
		THREADS									
	SH200A	SPARK PLUG	FOR USE IN SHIELDED SYSTEMS WITH 3-4 20-3A					----	12		
		THREADS									
-50	S1711-1	OIL PRESSURE SWITCH	-----							1	J
-51	1213158-2	ADAPTER	-----							1	J
-52	MS20822-2D	ELBOW	-----							1	J
-53	AN924-2D	NUT	-----							1	J
-54	MS28778-2	O RING	-----							1	J
-55	S1517-6	CONTROL-STRAINER	-----							1	K

CONTINUED ON NEXT PAGE

FIGURE AND INDEX NO.	PART NUMBER	DESCRIPTION							UNITS PER ASSY	USABLE ON CODE
		1	2	3	4	5	6	7		
125 -56	1716013-1	BRACKET-CONTROL -----							1	K
		ATTACHING PARTS -----								
	AN741T05	CLAMP -----							1	K
	AN4-46	BOLT -----							1	K
	AN960-416	WASHER -----							1	K
	MS21042L2	NUT -----							1	K
	AN74203	CLAMP -----							2	K
	S1021Z8-8	SCREW -----							2	K
	NAS446-4-3	NUT -----							2	K
		---*---								
-57	S1964-3	VALVE ASSEMBLY-OIL QUICK DRAIN -----							1	L
-58	O550323-1	FITTING-QUICK DRAIN VALVE -----							1	L
-59	AN900-10	GASKET-VALVE -----							1	L
-60	AN900-16	GASKET-FITTING -----							1	L
<p>NOTE. *SPARK PLUGS ARE LISTED IN ORDER OF HEAT RANGE, PROGRESSIVELY COLDER FROM TOP LISTING TO BOTTOM.</p> <p>A---172 SERIAL 17249545 THRU 17256512 B---172 SKYHAWK SERIAL 17249545 THRU 17256512 C---172 SERIAL 17249545 THRU 17253392 F172 SERIAL F172-0001 THRU F172-0179 D---172 SERIAL 17253393 THRU 17254892 F172 SERIAL F172-0180 THRU F172-0319 E---F172 SERIAL F172-0001 THRU F17200804 F---172 SERIAL 17249545 THRU 17256512 F172 SERIAL F172-0001 THRU F17200804 G---172 SERIAL 17249545 THRU 17254892 F172 SERIAL F172-0001 THRU F172-0319 H---172 SERIAL 17254893 THRU 17256512 F172 SERIAL F172-0320 THRU F17200804 J---172 SERIAL 17256355 THRU 17256512 K---F172 SERIAL F172-0560 THRU F17200804 L---F172 SERIAL F17200655 THRU F17200804 M---172 SERIAL 17254893 THRU 17256512 F172 SERIAL F172-0320 THRU F17200754 N---F172 SERIAL F17200755 THRU F17200804</p>										

FIGURE AND INDEX NO.	PART NUMBER	DESCRIPTION	UNITS PER ASSY	USABLE ON CODE
126 -		1 2 3 4 5 6 7 ENGINE ASSEMBLY-CONTINENTAL -----	NP	A
- 1	G0300E	ENGINE CM -----	1	
		ATTACHING PARTS -----		
- 2	0750132-1	SHOCK MOUNT -----	4	
	0750137	STRAP-GROUND -----	4	
	MS20253-5	PIN 1.00 IN LG BULK ITEM REF MS20253-5-100 -----	4	
	AN7-32A	BOLT -----	4	
		---*---		
- 3	SEE FIG 131	STACK ASSEMBLY-EXHAUST LH -----	1	
	SEE FIG 131	STACK ASSEMBLY-EXHAUST RH -----	1	
- 4	SEE FIG 136	BAFFLE INSTALLATION-ENGINE -----	NP	
- 5	0550215-8	MOUNT ASSEMBLY-ENGINE -----	1	
- 6	0550229-1	BRACE ASSEMBLY COWL FLAP CONTROL LH -----	1	
	0550229-2	BRACE ASSEMBLY COWL FLAP CONTROL RH -----	1	
		ATTACHING PARTS -----		
	AN4-7A	BOLT -----	2	
	MS21042L4	NUT -----	2	
	AN960C-416L	WASHER -----	AR	
		---*---		
- 7	0500106-352	LINE-BREATHER -----	1	
		ATTACHING PARTS -----		
- 8	S1495-12-	HOSE 2.5 IN LG BULK ITEM S1495-12-2.50 -----	1	
- 9	NAS397-16	CLAMP -----	2	
	AN742D20	CLAMP -----	1	
	S1485D12L	CLAMP -----	1	
	S1021Z8-12	SCREW -----	1	
		---*---		
-10	S1167-6-0220	HOSE ASSEMBLY-CARBURETOR TO STRAINER -----	1	
		ATTACHING PARTS -----		
-11	AN914-2D	ELBOW -----	1	
	AN816-7D	NIPPLE -----	1	
	AN742D20	CLAMP -----	1	
	S1486DG12U	CLAMP -----	1	
		---*---		
CONTINUED ON NEXT PAGE				

Engine (Cont)



P172 SERIAL P17257120 THRU P17257188

Figure 126. Engine Assembly



FIGURE AND INDEX NO.	PART NUMBER	DESCRIPTION						UNITS PER ASSY	USABLE ON CODE
		1	2	3	4	5	6		
126 -12	S1053E8T	HOSE	21.0 IN LG	BULK ITEM	REF S-1053E8T21.0	----	1		
-13	NAS397-16	ATTACHING PARTS						2	
	0513144-3	CLAMP -----*							
-14	0500106-294	ADAPTER-OIL TEMPERATURE	----	----	----	----	1		
	AN816-2B	LINE-OIL PRESSURE	----	----	----	----	1		
	S1155-2	ATTACHING PARTS							
-15	S1053K24T	NIPPLE	----	----	----	----	1		
-16	NAS398-50	CLAMP	----	----	----	----	1		
-17	S1053E24T	HOSE	24.0 IN LG	BULK ITEM	REF S-1053K24T24.0	----	1		
-18	NAS398-50	ATTACHING PARTS							
-19	0550311-1	CLAMP	----	----	----	----	2		
-20	684-3-11-36P	-----*							
	Q901-36	BRACE	----	----	----	----	1		
	AN3-25A	ATTACHING PARTS							
	MS21044N3	CLAMP	ADEL	----	----	----	2		
-21	S1053K28W	CLAMP	ADEL ALTERNATE FOR 684-3-11-36P	----	----	----	2		
-22	AN735056	BOLT	----	----	----	----	2		
-23	0552007-6	NUT	----	----	----	----	2		
-24	0550218-1	-----*							
	0550218-2	HOSE	4.3 IN LG	BULK ITEM	REF S-1053K28W4.3	----	1		
	120009	ATTACHING PARTS							
-25	0550181-1	CLAMP	----	----	----	----	2		
-26	AN74A3	-----*							
-27	0750131-1	PLATE ASSEMBLY-COUPLING	----	----	----	----	1		
-28	0750142-1	RECEPTACLE-STUD	ALIC	----	----	----	4		
-29	0550188-1	DRIVE-90 DEGREES	----	----	----	----	1		
-30	0750113-1	PIN	----	----	----	----	1		
-31	0550187-1	FILTER-CARBURETOR AIR	AMA	----	----	----	1		
-32	0550197-4	GASKET-AIR FILTER	AMA	----	----	----	1		
-33	0550214-9	AIR BOX ASSEMBLY-CARBURETOR	----	----	----	----	1		
-34	28S7-4	ATTACHING PARTS							
-35	0450286-1	BOLT	----	----	----	----	4		
-36	0550227-1	WASHER	----	----	----	----	4		
-37	S1053K24T	GASKET-CARBURETOR AIR BOX	----	----	----	----	1		
	S1053K24T	-----*							
	SH20A	ARM ASSEMBLY	----	----	----	----	1		
	SH200A	ATTACHING PARTS							
	SH26	BEARING HOUSING	----	----	----	----	2		
	SH260	-----*							
		VALVE ASSEMBLY	----	----	----	----	1		
		VALVE ASSEMBLY	----	----	----	----	1		
		ANGLE	----	----	----	----	1		
		SUPPORT	----	----	----	----	1		
		STUD	CLC	----	----	----	4		
		CLIP	----	----	----	----	1		
		PROPELLER GOVERNOR	----	----	----	----	1		
	S1053K24T *	HOSE	AIR BOX TO VALVE ON FIREWALL	24.5 IN LG	----	----	1		
	S1053K24T *	BULK ITEM		REF S-1053K24T24.5	----	----			
	S1053K24T *	HOSE	FRONT BAFFLE TO RH HEATER MUFF	31.0 IN LG	----	----	1		
		BULK ITEM		REF S-1053K24T31.0	----	----			
		HOSE	RH HEATER MUFF TO VALVE ON FIREWALL	----	----	----	1		
		23.0 IN LG		BULK ITEM	REF S-1053K24T23.0	----			
	SH20A **	SPARK PLUG	FOR USE IN SHIELDED SYSTEMS WITH 5-8 24-3A	----	----	----	8		
	SH200A **	THREADS	----	----	----	----			
	SH26 **	SPARK PLUG	FOR USE IN SHIELDED SYSTEMS WITH 3-4 20-3A	----	----	----	12		
	SH260 **	THREADS	----	----	----	----			
		SPARK PLUG	FOR USE IN SHIELDED SYSTEMS WITH 5-8 24-3A	----	----	----	12		
		THREADS	----	----	----	----			
		SPARK PLUG	FOR USE IN SHIELDED SYSTEMS WITH 3-4 20-3A	----	----	----	12		
		THREADS	----	----	----	----			

NOTE. *FOR INSTALLATION AND ATTACHING PARTS OF THESE ITEMS SEE FIGURE 124.

NOTE. **SPARK PLUGS ARE LISTED IN ORDER OF HEAT RANGE, PROGRESSIVELY COLDER FROM TOP LISTING TO BOTTOM.

A---P172 SERIAL P17257120 THRU P17257188
FP172 SERIAL FP172-0001 THRU FP172-0003

FIGURE AND INDEX NO.	PART NUMBER	DESCRIPTION	UNITS PER ASSY	USABLE ON CODE
127 -		ENGINE COMPONENTS & ASSOCIATED ACCESSORIES -----	NP	K
- 1	626356	MAGNETO SLICK 664 CM	2	A
	626416	MAGNETO SLICK 667 CM	2	B
- 2	535324	GASKET-MAGNETO TO ENGINE CM	2	
- 3	530603	GEAR-MAGNETO DRIVE CM	2	
- 4	633029	CARBURETOR CM	1	A
	626789	CARBURETOR CM	1	B
- 5	21323	GASKET-CARBURETOR TO ENGINE CM	1	A
	AN123990	GASKET-CARBURETOR TO ENGINE	1	B
- 6	C294510-0301	FILTER-CARBURETOR AIR	1	A
- 7	120009	FILTER-CARBURETOR AIR AMA	1	B
- 8	50309	STARTER MANUALLY ENGAGED CM	1	C
	631261	STARTER CM	1	D
	MS9021-038	SEAL-STARTER	1	
- 9	628313	GENERATOR-20 AMP	1	E
	C500037-4	GENERATOR-35 AMP	1	F
	C611501-0202	ALTERNATOR-60 AMP	1	G
	36100	GASKET-GENERATOR-ALTERNATOR & TACHOMETER DRIVE CM	1	
-10	EQ5820	DRIVE ASSEMBLY-ALTERNATOR CM	1	G
-11	0413205-12	VOLTAGE REGULATOR-20 AMP	1	E
	0413205-10	VOLTAGE REGULATOR-35 AMP	1	F
	C611001-0101	VOLTAGE REGULATOR-60 AMP	1	G
-12	629150	IGNITION HARNESS-RIGHT MAGNETO 5/8-24 THDS CM	1	A
	629151	IGNITION HARNESS-LEFT MAGNETO 5/8-24 THDS CM	1	A
	630574	IGNITION HARNESS-RIGHT MAGNETO 5/8-24 THDS CM	1	B
	630575	IGNITION HARNESS-LEFT MAGNETO 5/8-24 THDS CM	1	B
-13	35342	TACHOMETER DRIVE ASSEMBLY CM	1	
-14	0550315-200	GOVERNOR	1	B
	MS100009	GASKET-GOVERNOR MOUNTING	1	
-15	SH15	SPARK PLUG SHIELDED SYSTEM WITH 5/8-24 THREADS	12	A
	SH20A	SPARK PLUG SHIELDED SYSTEM WITH 5/8-24 THREADS	12	
	SH20AA	SPARK PLUG SHIELDED SYSTEM WITH 3/4-20 THREADS	12	
	SH26	SPARK PLUG SHIELDED SYSTEM WITH 5/8-24 THREADS	12	B
	SH260	SPARK PLUG SHIELDED SYSTEM WITH 3/4-20 THREADS	12	B
-16	1118823	CONTACTOR-STARTER CN STARTER CM	1	H
	SAW4206-1	CONTACTOR-STARTER CN FIREWALL ELAG	1	J
	SAW4204-1	CONTACTOR-STARTER CN FIREWALL ALT ELAG	1	J

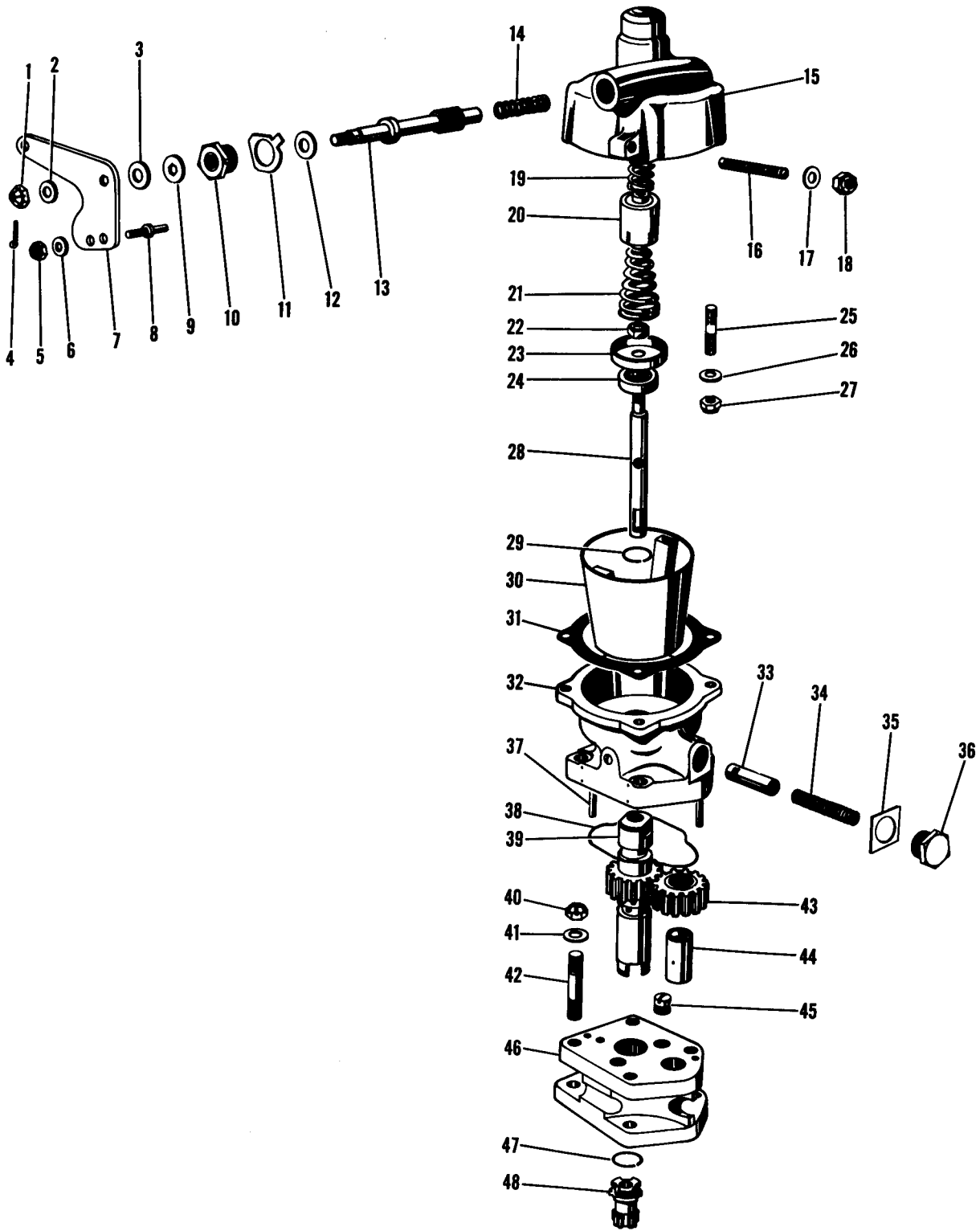
NOTE. *THIS LISTING IS COMPILED TO PROVIDE PART NUMBERS OF COMMONLY USED ENGINE COMPONENTS AND ASSOCIATED ACCESSORIES. RELATIONSHIP OF THESE PART TO ENGINE OR AIRCRAFT ASSEMBLIES IS NOT INDICATE BY INDENTION. THIS FIGURE IS NOT ILLUSTRATED. INDEX NUMBERS ARE PROVIDED FOR LOCATION OF LINE ON WHICH THE PART NUMBER APPEARS.

NOTE. **SPARK PLUGS ARE LISTED IN ORDER OF HEAT RANGE, PROGRESSIVELY COLDER FROM TOP LISTING TO BOTTOM.

A---172 SERIAL 17249545 THRU 17256512
 172 SKYHAWK SERIAL 17249545 THRU 17256512
 B---P172 SERIAL P17257120 THRU P17257188
 C---172 SERIAL 17249545 THRU 17256512
 D---172 SKYHAWK SERIAL 17249545 THRU 17256512
 172 SERIAL P17257120 THRU P17257188
 E---172 SERIAL 17249545 THRU 17254892
 F---172 SKYHAWK SERIAL 17249545 THRU 17254892
 172 SERIAL P17257120 THRU P17257188
 G---172 SERIAL 17254893 THRU 17256512
 H---172 SERIAL 17249545 THRU 17255146
 172 SERIAL F172-0001 THRU F172-0479
 J---172 SERIAL 17255147 THRU 17256512
 172 SERIAL F172-0480 THRU F17200804
 K---172 SERIAL 17249545 THRU 17256512
 172 SERIAL F172-0001 THRU F17200804
 P172 SERIAL P17257120 THRU P17257188
 FP172 SERIAL FP172-0001 THRU FP172-0003

FIGURE AND INDEX NO.	PART NUMBER	DESCRIPTION	UNITS PER ASSY	USABLE ON CODE
128 -		1 2 3 4 5 6 7		
- 1	4050	ENGINE COMPONENTS & ASSOCIATED ACCESS 0-320-E2D ENGINE	NP	A
	4051	MAGNETO RH SLICK	1	
- 2	73820	MAGNETO LH IMPULSE COUPLING SLICK	1	
- 3	77743	GASKET-MAGNETO LY	2	
	77745	HARNESS ASSEMBLY-RH LY 172 SERIAL 17256513	1	
- 4	76211	HARNESS ASSEMBLY-LH LY THRU 17263458	1	
- 5	C611501-0101	STARTER 12V LY	1	
- 6	75380	ALTERNATOR	1	
- 7	C611001-0101	LINK-ALTERNATOR ADJUSTING LY	1	
- 8	78728-M/S	VOLTAGE REGULATOR	1	
- 9	66224	CARBURETOR MARVEL-SCHEBLER MODEL MA4SPA	1	
-10	75148	GASKET-CARBURETOR LY	1	
-11	60096	FUEL PUMP LY F172 SERIAL F17200805	1	
-12	C431002-0101	GASKET-FUEL PUMP LY THRU F17201234	1	
-13	8313	VACUUM PUMP	1	
-14	61098	GASKET-VACUUM PUMP LY	1	
-15	75906	ADAPTER ASSEMBLY-VACUUM PUMP LY	1	
-16	68972	GASKET-ROCKER BOX COVER LY	4	
-17	69116	GASKET-OIL SUMP LY	1	
	74068	GAGE ASSEMBLY-OIL LEVEL LY	1	
-18	SH15	SEAL RING-OIL GAGE LY	1	
		SPARK PLUG	8	
		NOTE. *THIS LISTING IS COMPILED TO PROVIDE PART NUMBERS OF COMMONLY USED ENGINE COMPONENTS & ASSOCIATED ACCESSORIES. RELATIONSHIP OF THESE PARTS TO ENGINE OR AIRCRAFT ASSEMBLIES IS NOT INDICATED BY INDENTION THIS FIGURE IS NOT ILLUSTRATED. INDEX NUMBERS ARE PROVIDED FOR LOCATION OF LINE ON WHICH THE PART NUMBER APPEARS.		
		A---172 SERIAL 17256513 THRU 17263458 F172 SERIAL F17200805 THRU F17201234		

Propeller Governor



P172 SERIAL P17257120 THRU P17257188

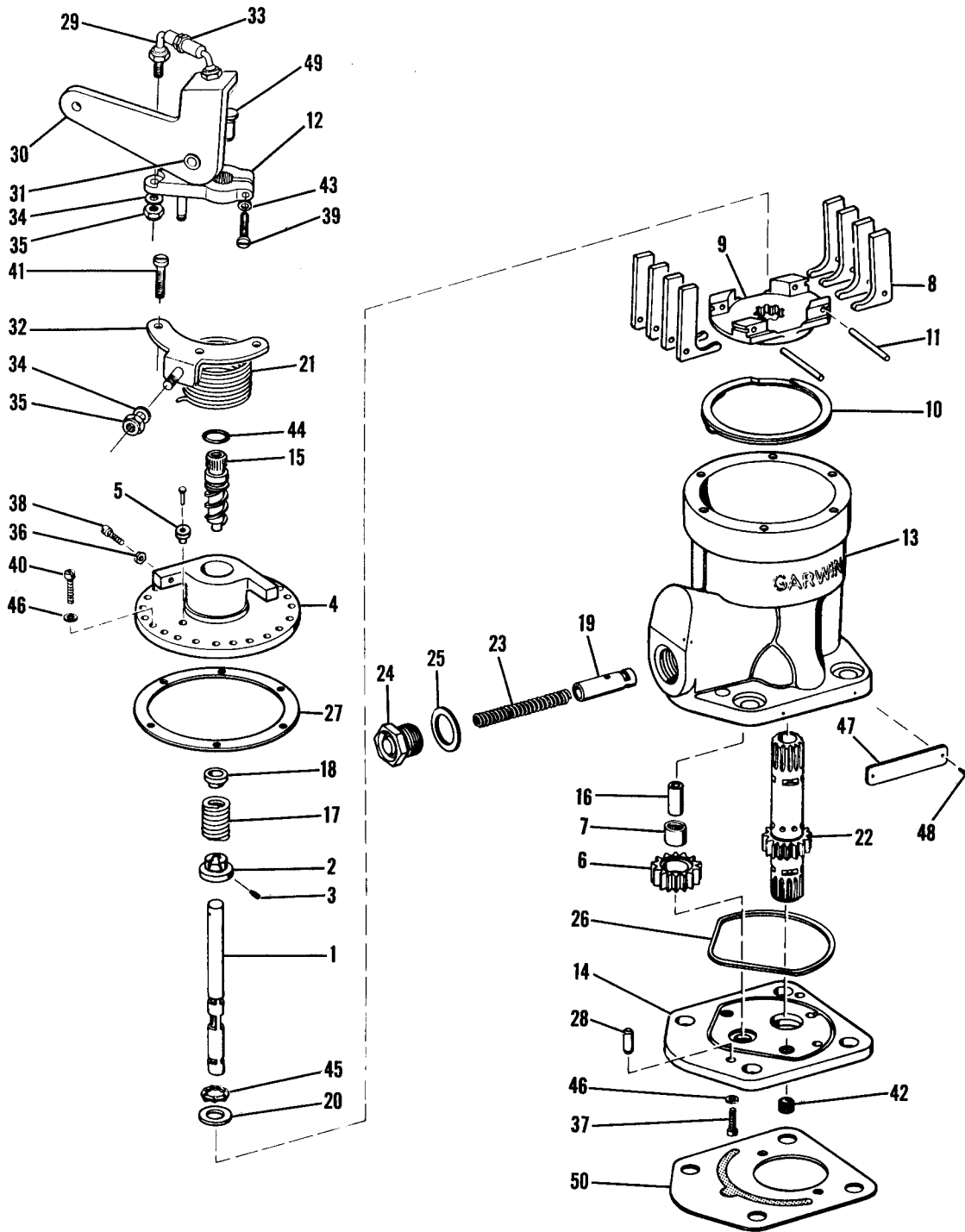
Figure 129. Propeller Governor Assembly

FIGURE AND INDEX NO.	PART NUMBER	DESCRIPTION	UNITS PER ASSY	USABLE ON CODE
129 -	0550227-1 *	1 2 3 4 5 6 7 GOVERNOR ASSEMBLY-PROPELLER WHEN EXHAUSTED ----- USE 0550315-200	1	A
- 1	AN310-4	CONTROL ARM NUT -----	1	
- 2	AN960-10L	WASHER -----	1	
- 3	AN960-516	WASHER -----	1	
- 4	MS24665-132	COTTER PIN -----	1	
- 5	MS21044N3	NUT -----	1	
- 6	AN960-10L	WASHER -----	1	
- 7	34-827-1	OPERATING ARM GARW -----	1	
- 8	34-825-7	STOP PIN GARW -----	1	
- 9	50674	WASHER, HEXAGON HOLE GARW -----	1	
-10	55172	PACKING NUT GARW -----	1	
-11	55149	PACKING NUT LOCK GASKET GARW -----	1	
-12	53265	PACKING RING GARW -----	1	
-13	53345	CONTROL SHAFT GARW -----	1	
-14	50661	CONTROL SHAFT SPRING GARW -----	1	
-15	55774	HEAD GARW -----	1	
-16	53294	SCREW-RPM ADV. GARW -----	1	
-17	AN960-10L	WASHER -----	1	
-18	MS21044N3	NUT -----	1	
-19	34-827-2	BALANCING SPRING GARW -----	1	
-20	34-827-901	RACK ASSEMBLY GARW -----	1	
-21	34-827-7	SPEEDER SPRING GARW -----	1	
-22	MS20365D420C	PILOT VALVE NUT -----	1	
-23	34-827-6	SPEEDER SPRING SEAT GARW -----	1	
-24	50668	BALL BEARING GARW -----	1	
-25	51692	HEAD STUD GARW -----	4	
-26	AN960-416L	WASHER -----	4	
-27	MS21042L4	NUT -----	4	
-28	34-827-3	PILOT VALVE GARW -----	1	
-29	52121	LOCK RING GARW -----	1	
-30	52155	FLY WEIGHT ASSEMBLY GARW -----	1	
-31	50672	HEAD GASKET GARW -----	1	
-32	52203	BODY GARW -----	1	
-33	52204	RELIEF VALVE PLUNGER GARW -----	1	
-34	34-825-8	RELIEF VALVE SPRING GARW -----	1	
-35	52205	RELIEF PLUG GASKET GARW -----	1	
-36	52204	RELIEF VALVE PLUG GARW -----	1	
-37	53166	DOWEL PIN GARW -----	1	
-38	51471	BODY & BASE GASKET GARW -----	1	
-39	53940	DRIVE GEAR SHAFT GARW -----	1	
-40	AN310-5	NUT -----	4	
-41	AN960-516	WASHER -----	4	
-42	53914	BASE STUD GARW -----	4	
-43	50659	IDLER GEAR GARW -----	1	
-44	50692	IDLER GEAR SHAFT GARW -----	1	
-45	50658	PLUG GARW -----	2	
-46	34-825-6	BASE GARW -----	1	
-47	53942	LOCK RING GARW -----	1	
-48	53939	DRIVE COUPLING GARW -----	1	

NOTE. *REFER TO FIGURE 130 FOR BREAKDOWN OF
0550315-200 PROPELLER GOVERNOR ASSEMBLY.

A---P172 SERIAL P17257120 THRU P17257188

Propeller Governor (Cont)

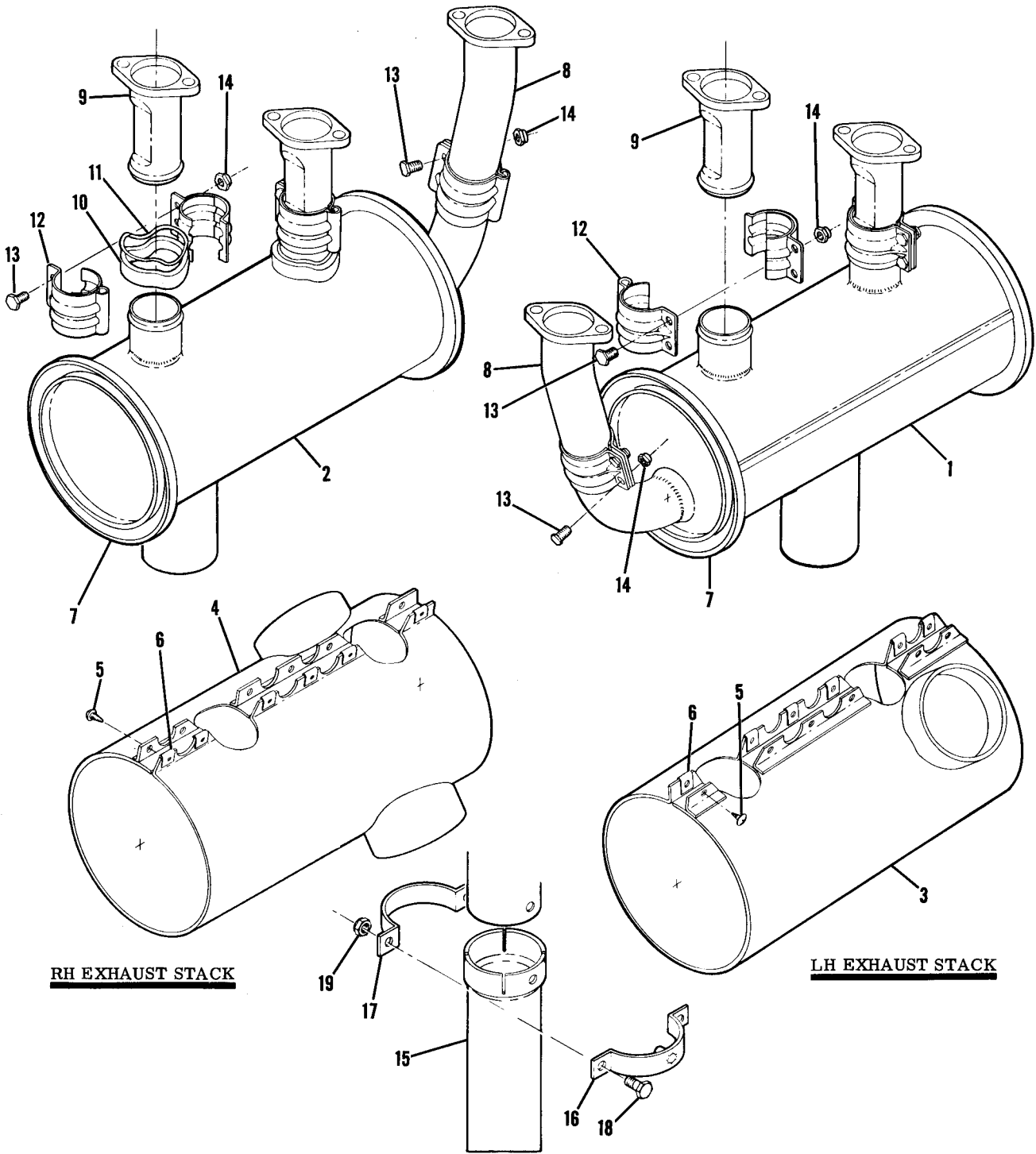


P172 SERIAL P17257120 THRU P17257188

Figure 130. Propeller Governor Assembly

FIGURE AND INDEX NO.	PART NUMBER	DESCRIPTION	UNITS PER ASSY	USABLE ON CODE
130 -	0550315-200	GOVERNOR ASSEMBLY-PROPELLER -----	1	A
- 1	34828-901	PILOT VALVE ASSEMBLY -----	1	
	34-828-17	PILOT VALVE -----	1	
- 2	34-828-18	RACE-PILOT VALVE UPPER -----	1	
- 3	34-828-22	SCREW-ALLEN -----	1	
- 4	34-828-903	COVER ASSEMBLY -----	1	
- 5	34-828-21	STOP -----	1	
- 6	828-905	IDLER GEAR ASSEMBLY -----	1	
- 7	GB59	BEARING TOR -----	1	
	34-828-906	FLYWEIGHT ASSEMBLY -----	1	
- 8	34-828-9	FLYWEIGHT -----	8	
- 9	34-828-14	BASE-FLYWEIGHT HEAD -----	1	
-10	34828-26	RING-SNAP -----	1	
-11	B1316	PIN-DOWEL TOR -----	2	
-12	34-831-902	LEVER ASSEMBLY -----	1	
-13	34-828-1	BODY -----	1	
-14	34828-2	BASE -----	1	
-15	34-828-908	SPEED ADJUSTMENT ASSEMBLY -----	1	
-16	34-828-7	STUD-IDLER GEAR -----	1	
-17	34-831-8	SPRING-SPEEDER -----	1	
-18	34-828-10	UPPER SEAT-SPEEDER SPRING -----	1	
-19	34-828-11	PLUNGER-RELIEF VALVE -----	1	
-20	34-828-12	RACE-BEARING -----	1	
-21	34-828-13	SPRING-CONTROL LEVER -----	1	
-22	34-828-15	GEAR-DRIVE -----	1	
-23	34-828-20	SPRING-RELIEF VALVE -----	1	
-24	34-828-24	PLUG -----	1	
-25	34-828-25	WASHER-FLAT -----	1	
-26	34-828-27	GASKET-BASE -----	1	
-27	34-828-28	SEAL-COVER -----	1	
-28	34-828-29	PIN -----	1	
-29	34-831-1	BALL LINKAGE -----	2	
-30	34-831-6	ARM -----	1	
-31	34-831-4	BUSHING-FLANGED -----	2	
-32	34-831-901	BRACKET ASSEMBLY -----	1	
-33	AN340-10	NUT -----	2	
-34	AN960-10L	WASHER -----	3	
-35	MS21044N3	NUT -----	3	
-36	AN340-8	NUT -----	1	
-37	AN500-8-8	SCREW -----	2	
-38	AN503-8-16	SCREW -----	1	
-39	AN502-10-14	SCREW -----	1	
-40	AN502-8-10	SCREW -----	3	
-41	AN503-8-12	SCREW -----	3	
-42	AN932-1	PIPE PLUG -----	2	
-43	AN935-10L	WASHER -----	1	
-44	AN6227-9	O RING -----	1	
-45	R5673	BEARING -----	1	
-46	AN935-8L	WASHER -----	9	
-47	21-831-1	NAMEPLATE -----	1	
-48	AN535-00-2	SCREW -----	1	
-49	34-828-31	PLUG -----	1	
	401814	STUD CMC -----	4	
-50	MS100009	GASKET-MOUNTING -----	1	
		A---P172 SERIAL P17257120 THRU P17257188 WHEN 0550227-1 IS EXHAUSTED FP172 SERIAL FP172-0001 THRU FP172-0003		

Engine (Cont)



RH EXHAUST STACK

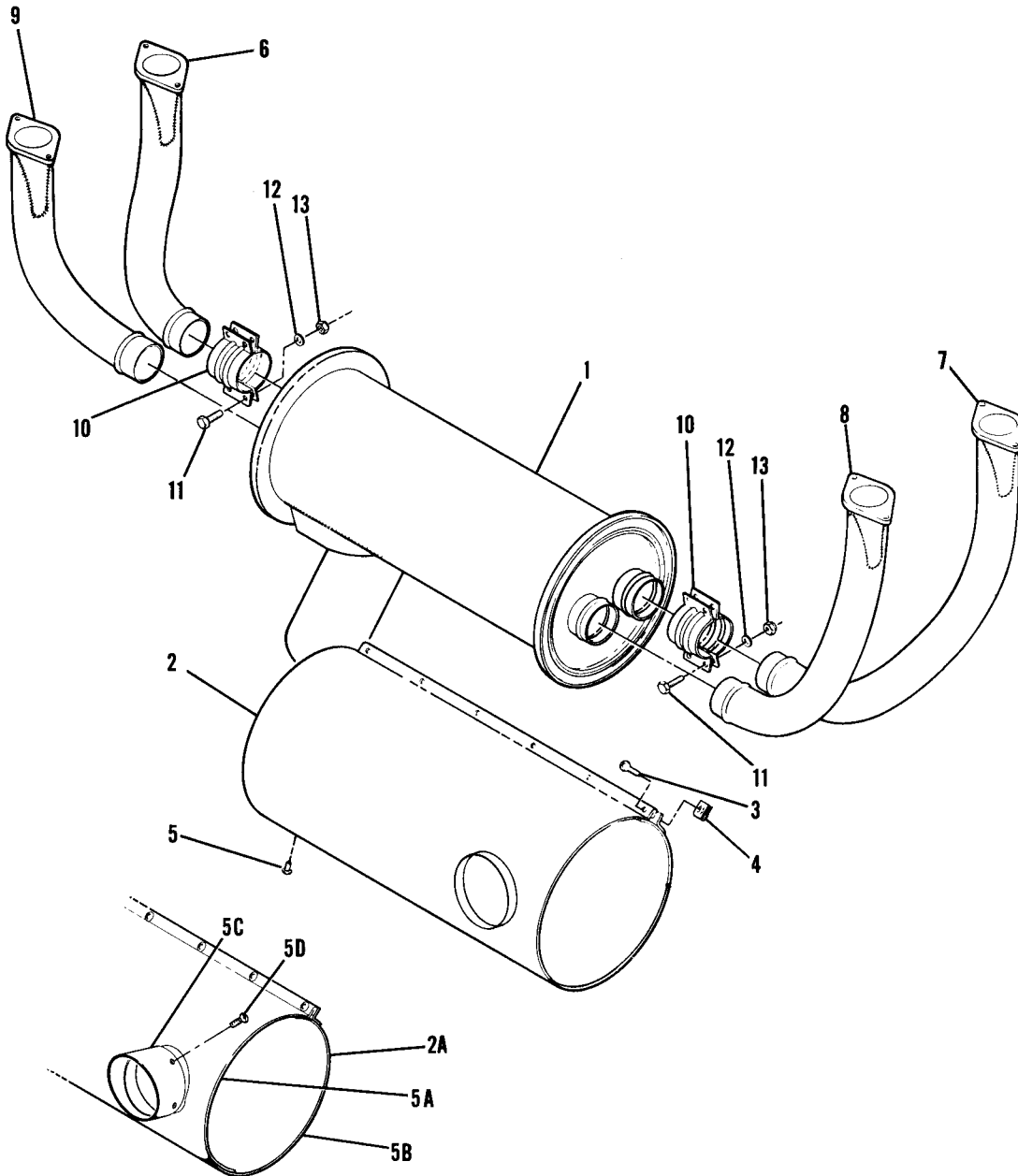
LH EXHAUST STACK

**F172 SERIAL F172-0001 THRU F17200804
172 SERIAL 17249545 THRU 17256512
P172 SERIAL P17257120 THRU P17257188**

Figure 131. Exhaust Stack Assembly

FIGURE AND INDEX NO.	PART NUMBER	DESCRIPTION	UNITS PER ASSY	USABLE ON CODE
		1 2 3 4 5 6 7		
131 - 1	0550176-65	EXHAUST STACK ASSEMBLY-LH -----	1	B
	0550176-55	EXHAUST STACK ASSEMBLY-LH -----	1	A
- 2	0550176-66	EXHAUST STACK ASSEMBLY-RH -----	1	B
	0550176-56	EXHAUST STACK ASSEMBLY-RH -----	1	A
- 3	0550176-37	SHROUD ASSEMBLY-LH -----	1	
- 4	0550176-38	SHROUD ASSEMBLY-RH -----	1	
		ATTACHING PARTS		
- 5	S1021Z8-6	SCREW -----	6	
- 6	NAS395-14-3	NUT -----	6	
		---*---		
- 7	0550176-59	MUFFLER WELD ASSEMBLY -----	1	
- 8	0550176-57	RISER ASSEMBLY -----	1	
- 9	0450338-14	STACK-INLET -----	2	
-10	0550176-22	SEAL -----	2	
-11	0550176-45	PACKING -----	2	
-12	0550176-50	CLAMP ASSEMBLY -----	3	
		ATTACHING PARTS		
-13	AN3-4A	BOLT -----	2	
-14	MS21044N3	NUT -----	2	
		---*---		
-15	0550176-53	TAILPIPE -----	1	B
	0550176-54	TAILPIPE -----	1	A
		ATTACHING PARTS		
-16	0550176-31	CLAMP HALF ASSEMBLY -----	1	
-17	0550176-26	CLAMP HALF -----	1	
-18	AN4-4A	BOLT -----	2	
-19	MS21042L4	NUT -----	2	
		---*---		
	10172-013-2	EXTENSION-TAILPIPE -----	1	C
		A---172 SERIAL 17249545 THRU 17256512 F172 SERIAL F172-0001 THRU F17200804		
		B---P172 SERIAL P17257120 THRU P17257188 FP172 SERIAL FP172-0001 THRU FP172-0003		
		C---172 SERIAL 17247747 THRU 17256512		

Engine (Cont)



17261899 THRU 17263458

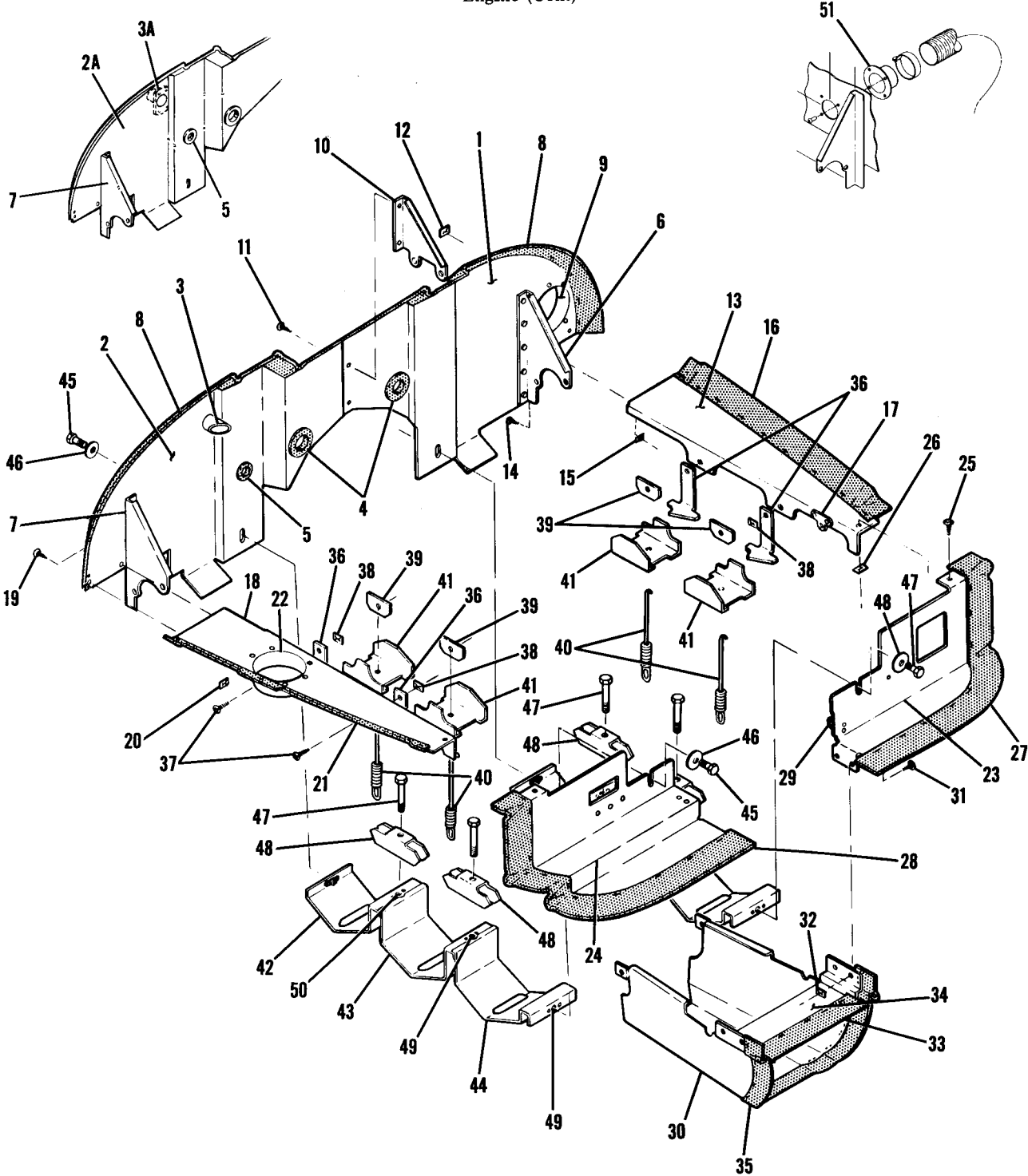
172 SERIAL 17256513 THRU 17263458
F172 SERIAL F17200805 THRU F17201234

Figure 132. Exhaust System Assembly



FIGURE AND INDEX NO.	PART NUMBER	DESCRIPTION	UNITS PER ASSY	USABLE ON CODE
		1 2 3 4 5 6 7		
132 -	1754001-4	EXHAUST SYSTEM ASSEMBLY -----	1	A
	1754001-12	EXHAUST SYSTEM ASSEMBLY -----	1	C
	1754001-16	EXHAUST SYSTEM ASSEMBLY -----	1	E
- 1	1754001-8	MUFFLER ASSEMBLY WEU 1754001-9 -----	1	A
	1754001-14	MUFFLER ASSEMBLY -----	1	A
	1754001-15	MUFFLER ASSEMBLY -----	1	B
- 2	0554001-1	SHROUD ASSEMBLY -----	1	D
- 2A	0554001-3	SHROUD ASSEMBLY WEU 0554001-5 -----	1	F
	0554001-5	SHROUD ASSEMBLY -----	1	G
		ATTACHING PARTS		
- 3	S1021Z8-8	SCREW -----	6	
- 4	NAS395-14-3	NUT -----	6	
- 5	S1021Z8-6	SCREW -----	2	
	NAS446-4-3	NUT -----	2	
		---*---		
- 5A	0554001-6	SHROUD-UPR FWD -----	1	G
- 5B	0554001-7	SHROUD-LWR AFT -----	1	G
- 5C	0554003-1	COVER-SHROUD INLET -----	1	G
		ATTACHING PARTS		
- 5D	S1021Z8-8	SCREW -----	4	
		---*---		
- 6	1754007-1	RISER ASSEMBLY-RH AFT -----	1	
- 7	1754008-1	RISER ASSEMBLY-LH AFT -----	1	
- 8	1754009-1	RISER ASSEMBLY-LH FWD -----	1	
- 9	1754010-1	RISER ASSEMBLY-RH FWD -----	1	
-10	0750161-25	CLAMP -----	8	
		ATTACHING PARTS		
-11	AN3-4A	BOLT -----	4	
-12	AN960-10	WASHER -----	4	
-13	MS21044N3	NUT -----	4	
		---*---		
		A---172 SERIAL 17256513 THRU 17259223		
		B---172 SERIAL 17259224 THRU 17263458		
		F172 SERIAL F17200805 THRU F17201234		
		C---172 SERIAL 17259224 THRU 17261898		
		F172 SERIAL F17200805 THRU F17201034		
		D---172 SERIAL 17256513 THRU 17261898		
		F172 SERIAL F17200805 THRU F17201034		
		E---172 SERIAL 17261899 THRU 17263458		
		F172 SERIAL F17201035 THRU F17201234		
		F---172 SERIAL 17261899 THRU 17263425		
		17263427 THRU 17263429, 17263431		
		F172 SERIAL F17201035 THRU F17201234		
		G---172 SERIAL 17263426, 17263430		
		17263432 THRU 17263458		

Engine (Cont)



172 SERIAL 17249545 THRU 17256512
F172 SERIAL F172-0001 THRU F17200804

Figure 133. Engine Baffles Installation

FIGURE AND INDEX NO.	PART NUMBER	DESCRIPTION	UNITS PER ASSY	USABLE ON CODE
		1 2 3 4 5 6 7		
133 -		BAFFLE INSTALLATION-ENGINE -----	NP	A
- 1	0555181-1	BAFFLE ASSEMBLY-REAR VERTICAL LH -----	1	
- 2	0555181-13	BAFFLE ASSEMBLY-REAR VERTICAL RH -----	1	D
- 2A	0555181-14	BAFFLE ASSEMBLY-REAR VERTICAL RH -----	1	E
- 3	0555162-1	BLAST TUBE-RH -----	1	D
- 3A	0450262	UNION -----	1	E
- 4	MS35489-22	GROMMET -----	1	
- 5	MS35489-17	GROMMET RH ONLY -----	1	
- 6	0555181-5	SUPPORT-LH -----	1	
- 7	0555181-6	SUPPORT-RH -----	1	
- 8	0555181-7	SEAL -----	1	
- 9	0713019-33	UNION-LH -----	1	
-10	0555182-1	SUPPORT-REAR VERTICAL BAFFLE -----	1	
		ATTACHING PARTS -----		
-11	S1021Z8-8	SCREW -----	2	
-12	VAS446-4-3	NUT -----	2	
		---*---		
-13	0555180-1	BAFFLE ASSEMBLY-SIDE LH -----	1	
		ATTACHING PARTS -----		
-14	S1021Z8-12	SCREW -----	2	
-15	NAS446-4-3	NUT -----	2	
		---*---		
-16	0555180-5	SEAL -----	1	
-17	0851700-14	LUG -----	1	
-18	0555180-2	BAFFLE ASSEMBLY-SIDE RH -----	1	
		ATTACHING PARTS -----		
-19	S1021Z8-8	SCREW -----	2	
-20	NAS446-4-3	NUT -----		
		---*---		
-21	0555180-5	SEAL -----	1	
-22	0713019-33	UNION -----	1	
	0851700-14	LUG -----	1	
-23	0555179-1	BAFFLE ASSEMBLY-FORWARD LH -----	1	B
	0555179-9	BAFFLE ASSEMBLY-FORWARD LH -----	1	C
-24	0555179-2	BAFFLE ASSEMBLY-FORWARD RH -----	1	B
	0555179-12	BAFFLE ASSEMBLY-FORWARD RH -----	1	C
		ATTACHING PARTS -----		
-25	S1021Z8-8	SCREW -----	1	
-26	NAS446-4-3	NUT -----	1	
		---*---		
-27	0555179-5	SEAL-LH -----	1	B
	0555179-11	SEAL-LH HORIZONTAL -----	1	C
-28	0555179-6	SEAL-RH -----	1	B
	0555179-14	SEAL-RH -----	1	C
-29	0555179-8	BRACKET -----	1	
-30	0555189-1	BAFFLE ASSEMBLY-OIL SUMP -----	1	B
	0555189-6	BAFFLE ASSEMBLY-OIL SUMP -----	1	C
		ATTACHING PARTS -----		
-31	S1021Z8-8	SCREW -----	4	
-32	NAS446-4-3	NUT -----	4	
		---*---		
-33	0555189-5	SEAL -----	1	B
	0555189-10	SEAL -----	1	C
-34	0555189-3	BRACE -----	1	B
	0555189-9	BRACE -----	1	C
-35	0555189-4	SEAL -----	1	B
	0555189-8	SEAL -----	1	C
-36	0555175-3	BAFFLE-INTER CYLINDER HEADS -----	4	
		ATTACHING PARTS -----		
-37	S1021Z8-8	SCREW -----	1	
-38	NAS446-4-3	NUT -----	1	
		---*---		
-39	0450209	SUPPORT-INTER HEAD BAFFLE -----	4	
-40	0450277-3	FASTENER -----	4	

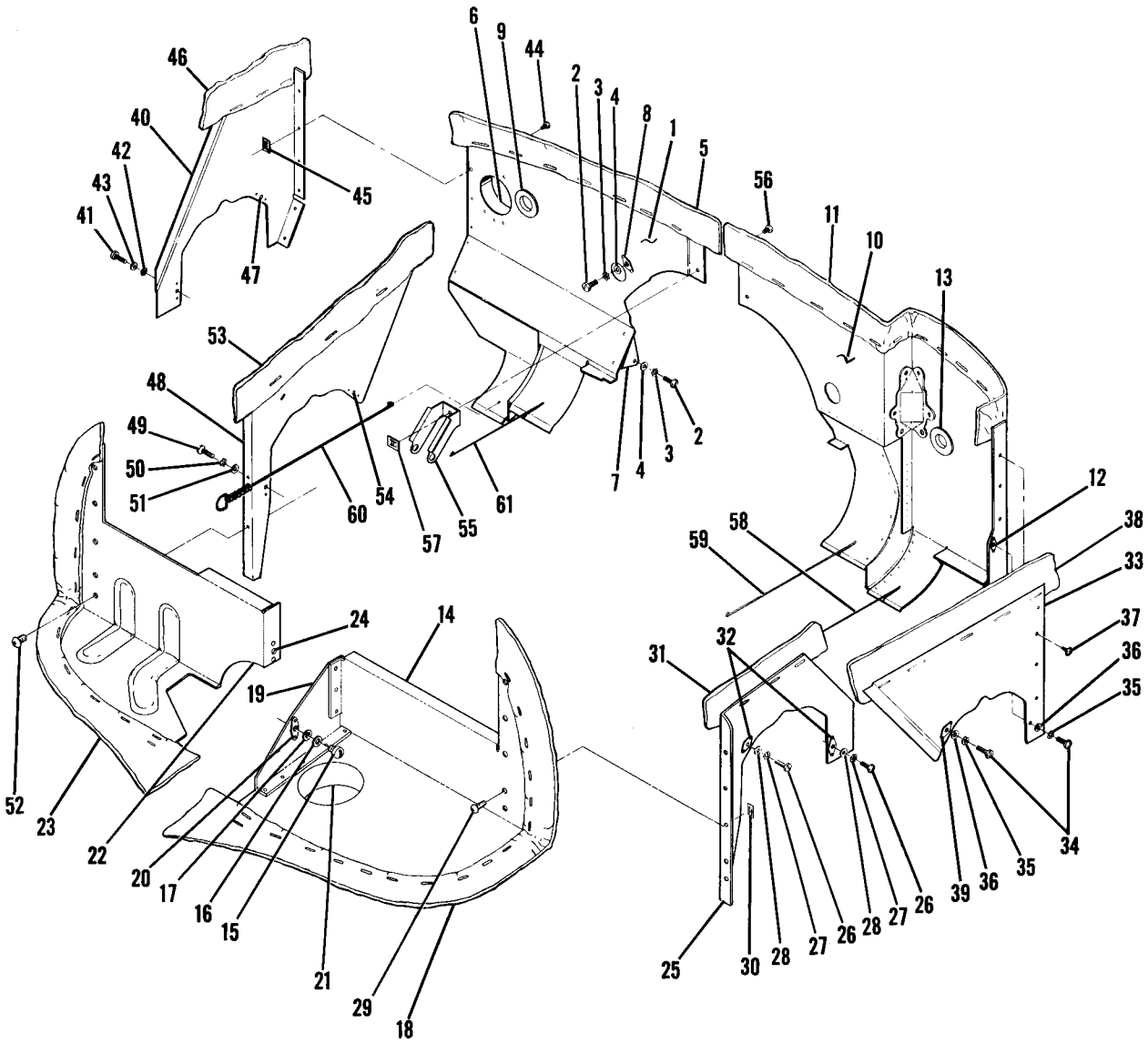
CONTINUED ON NEXT PAGE

FIGURE AND INDEX NO.	PART NUMBER	DESCRIPTION	UNITS PER ASSY	USABLE ON CODE
133 -41	0555175-1	BAFFLE-INTER CYLINDER HEADS -----	4	
-42	0555174-7	BAFFLE ASSEMBLY-INTER CYLINDER BARRELS -----	2	
-43	0555174-8	BAFFLE ASSEMBLY-INTER CYLINDER BARRELS -----	2	
-44	0555174-9	BAFFLE ASSEMBLY-INTER CYLINDER BARRELS -----	2	
		ATTACHING PARTS-		
-45	AN3-3A	BOLT -----	2	
-46	AN970-3	WASHER -----	2	
-47	AN3-24A	BOLT -----	2	
-48	0750117-31	SUPPORT -----	2	
		---*---		
-49	NAS680A3	NUTPLATE FORWARD & MIDDLE BAFFLES -----	1	
-50	NAS680A3	NUTPLATE AFT BAFFLES -----	2	
-51	0509003-1	UNION ASSEMBLY USED WITH FUEL STRAINER BLAST TUBE -----	1	F
		A---172 SERIAL 17249545 THRU 17256512 F172 SERIAL F172-0001 THRU F17200804		
		B---172 SERIAL 17249545 THRU 17253392 F172 SERIAL F172-0001 THRU F172-0179		
		C---172 SERIAL 17253393 THRU 17256512 F172 SERIAL F172-0180 THRU F17200804		
		D---172 SERIAL 17249545 THRU 17254892 F172 SERIAL F172-0001 THRU F172-0319		
		E---172 SERIAL 17254893 THRU 17256512 F172 SERIAL F172-0320 THRU F17200804		
		F---172 SERIAL 17252534 THRU 17256512		



FIGURE AND INDEX NO.	PART NUMBER	DESCRIPTION	UNITS PER ASSY	USABLE ON CODE
		1 2 3 4 5 6 7		
134 -		BAFFLES INSTALLATION-ENGINE -----	NP	A
- 1	0555206-1	BAFFLE ASSEMBLY-REAR RH -----	1	
		ATTACHING PARTS -----		
- 2	AN500-416-10	SCREW -----	2	
- 3	AN936A416	WASHER-LOCK -----	2	
- 4	AN960-416	WASHER -----	2	
	S102128-12	SCREW -----	1	
	NAS446-4-3	NUT -----	1	
		-----*		
- 5	0555206-4	SEAL-BAFFLE -----	1	
- 6	0713019-33	UNION -----	1	
- 7	1755016-1	BRACKET -----	1	
- 8	NAS463W416	SHIM-ANCHOR NUT -----	1	
- 9	MS35489-15	GROMMET -----	1	
-10	0555207-1	BAFFLE ASSEMBLY-REAR LH -----	1	
-11	0555207-3	SEAL-BAFFLE -----	1	
-12	NAS463W416	SHIM-ANCHOR NUT -----	1	
-13	MS35489-15	GROMMET -----	1	
-14	0555199-1	BAFFLE ASSEMBLY-FORWARD VERTICAL LH -----	1	
		ATTACHING PARTS -----		
-15	AN500-416-10	SCREW -----	2	
-16	AN936A416	WASHER-LOCK -----	2	
-17	AN960-416	WASHER -----	2	
		-----*		
-18	0555199-5	SEAL-BAFFLE -----	1	
-19	0555198-1	SUPPORT ASSEMBLY -----	1	
-20	NAS463416	SHIM-ANCHOR NUT -----	2	
-21	0713019-33	UNION -----	1	
		CONTINUED ON NEXT PAGE		

Engine (Cont)



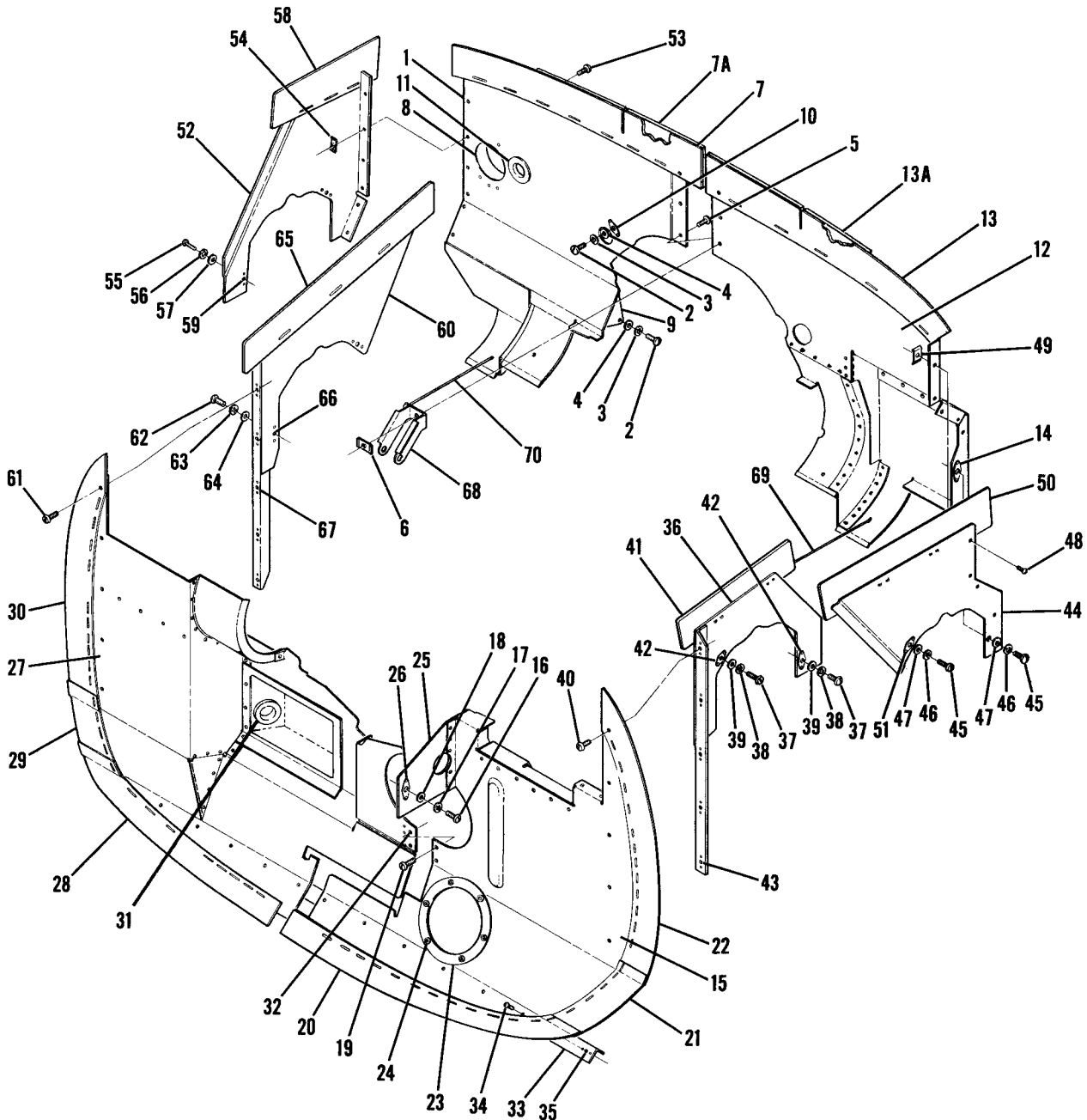
F172 SERIAL F17200805 THRU F17201034
172 SERIAL 17256513 THRU 17261898

Figure 134. Engine Baffles Installation

FIGURE AND INDEX NO.	PART NUMBER	DESCRIPTION	UNITS PER ASSY	USABLE ON CODE
		1 2 3 4 5 6 7		
134 -22	0555199-2	BAFFLE ASSEMBLY-FORWARD VERTICAL RH -----	1	
		ATTACHING PARTS -----		
	AN500-416-10	SCREW -----	1	
	AN936A416	WASHER-LOCK -----	1	
	AN960-416	WASHER -----	1	
		---*---		
-23	0555199-6	SEAL-BAFFLE -----	1	
-24	NAS463W416	SHIM-ANCHOR NUT -----	1	
-25	0555205-1	BAFFLE ASSEMBLY #2 CYLINDER -----	1	
		ATTACHING PARTS -----		
-26	AN500-416-10	SCREW -----	2	
-27	AN936A416	WASHER-LOCK -----	2	
-28	AN960-416	WASHER -----	2	
-29	S1021Z8-12	SCREW -----	9	
-30	NAS446-4-3	NUT -----	9	
		---*---		
-31	0555205-3	SEAL-BAFFLE -----	1	
-32	NAS463W416	SHIM-ANCHOR NUT -----	2	
-33	0555202-1	BAFFLE ASSEMBLY #4 CYLINDER -----	1	
		ATTACHING PARTS -----		
-34	AN500-416-10	SCREW -----	2	
-35	AN936A416	WASHER-LOCK -----	2	
-36	AN960-416	WASHER -----	2	
-37	S1021Z8-12	SCREW -----	4	
	NAS446-4-3	NUT -----	4	
		---*---		
-38	0555202-3	SEAL-BAFFLE -----	1	
-39	NAS463W416	SHIM-ANCHOR NUT -----	1	
-40	0555204-1	BAFFLE ASSEMBLY #3 CYLINDER WEU 0555204-5 -----	1	
	0555204-5	BAFFLE ASSEMBLY #3 CYLINDER -----	1	
		ATTACHING PARTS -----		
-41	AN500-416-10	SCREW -----	2	
-42	AN936A416	WASHER-LOCK -----	2	
-43	AN960-416	WASHER -----	2	
-44	S1021Z8-12	SCREW -----	6	
-45	NAS446-4-3	NUT -----	6	
		---*---		
-46	0555204-3	SEAL-BAFFLE USED WITH 0555204-1 -----	1	
	0555204-4	SEAL-BAFFLE USED WITH 0555204-5 -----	1	
-47	NAS463W416	SHIM-ANCHOR NUT -----	2	
-48	0555203-1	BAFFLE ASSEMBLY #1 CYLINDER -----	1	
		ATTACHING PARTS -----		
-49	AN500-416-10	SCREW -----	2	
-50	AN936A416	WASHER-LOCK -----	2	
-51	AN960-416	WASHER -----	2	
-52	S1021Z8-12	SCREW -----	4	
	NAS446-4-3	NUT -----	4	
		---*---		
-53	0555203-3	SEAL-BAFFLE -----	1	
-54	NAS463W416	SHIM-ANCHOR NUT -----	2	
-55	1755014-1	BAFFLE SUPPORT-REAR VERTICAL -----	1	
		ATTACHING PARTS -----		
-56	S1021Z8-12	SCREW -----	1	
-57	NAS446-416	NUT -----	1	
		---*---		
-58	0450277-12	FASTENER -----	1	
-59	0450277-13	FASTENER -----	1	
-60	0450277-14	FASTENER -----	1	
-61	0450277-15	FASTENER -----	1	

A---172 SERIAL 17256513 THRU 17261898
F172 SERIAL F17200805 THRU F17201034

Engine (Cont)



172 SERIAL 17261899 THRU 17263458
F172 SERIAL F17201035 THRU F17201234

Figure 135. Engine Baffles Installation



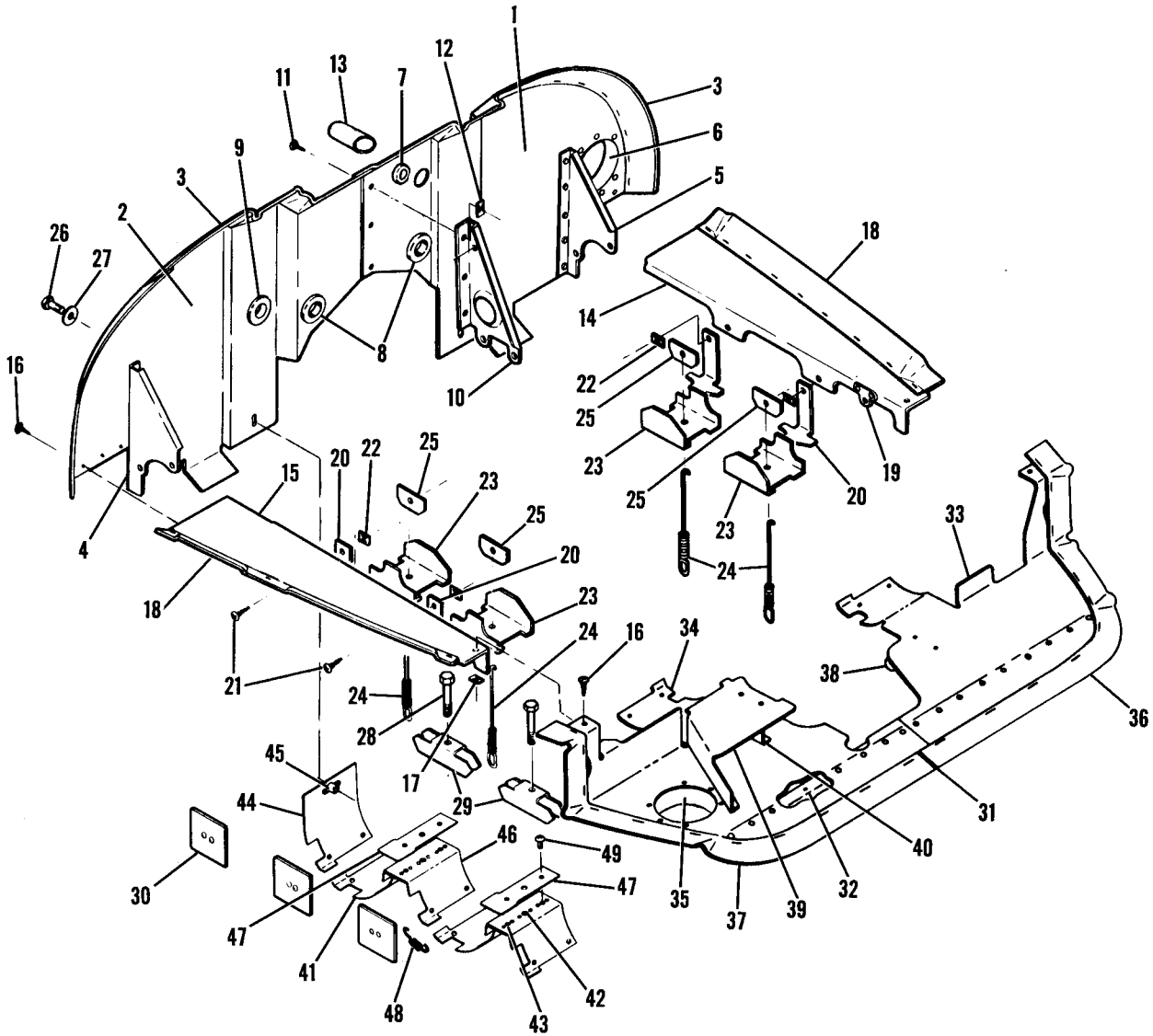
FIGURE AND INDEX NO.	PART NUMBER	DESCRIPTION	UNITS PER ASSY	USABLE ON CODE
135 -		BAFFLES INSTALLATION-ENGINE -----	NP	A
- 1	0555206-8	BAFFLE ASSEMBLY-REAR RH WEU 0555206-12 -----	1	B
	0555206-12	BAFFLE ASSEMBLY-REAR RH -----	1	C
		ATTACHING PARTS		
- 2	AN500-416-10	SCREW -----	2	
- 3	AN936A416	WASHER-LOCK -----	2	
- 4	AN960-416	WASHER -----	2	
- 5	S1021Z8-12	SCREW -----	3	
- 6	NAS446-4-3	NUT -----	3	
		---*---		
- 7	0555211-5	SEAL-BAFFLE -----	1	
- 7A	0555206-11	SEAL-BAFFLE -----	1	C
- 8	0713019-33	UNION -----	1	
- 9	1755016-1	BRACKET -----	1	
-10	NAS463W416	SHIM-ANCHOR NUT -----	1	
-11	MS35489-15	GROMMET -----	1	
-12	0555211-1	BAFFLE ASSEMBLY-REAR LH WEU 0555211-7 -----	1	B
	0555211-7	BAFFLE ASSEMBLY-REAR LH -----	1	C
-13	0555211-5	SEAL-BAFFLE -----	1	
-13A	0555206-11	SEAL-BAFFLE -----	1	C
-14	NAS463W416	SHIM-ANCHOR NUT -----	1	
	MS35489-15	GROMMET -----	1	
-15	0555217-1	BAFFLE ASSEMBLY-FORWARD VERTICAL LH -----	1	
		ATTACHING PARTS		
-16	AN500-416-10	SCREW -----	2	
-17	AN936A416	WASHER-LOCK -----	2	
-18	AN960-416	WASHER -----	2	
-19	AN525-10R6	SCREW -----	2	
		---*---		
-20	0555217-3	SEAL-BAFFLE LWR -----	1	
-21	0555217-4	SEAL-BAFFLE LH -----	1	
-22	0555217-5	SEAL-BAFFLE UPR -----	1	
-23	0555217-6	SEAL-BAFFLE -----	1	
-24	AN960-2	WASHER -----	6	
-25	0555212-1	SUPPORT ASSEMBLY -----	1	
-26	NAS463W416	SHIM-ANCHOR NUT -----	2	
-27	0555216-1	BAFFLE ASSEMBLY-FORWARD VERTICAL RH -----	1	D
	0555216-13	BAFFLE ASSEMBLY-FORWARD VERTICAL RH -----	1	E
-28	0555216-7	SEAL-BAFFLE LWR -----	1	
-29	0555216-6	SEAL-BAFFLE RH -----	1	
-30	0555216-5	SEAL-BAFFLE UPR -----	1	
-31	MS35489-15	GROMMET -----	1	
-32	NAS1067A3	NUTPLATE -----	2	
-33	0555216-8	SUPPORT ASSEMBLY-FORWARD VERTICAL BAFFLES -----	1	
		ATTACHING PARTS		
-34	AN525-832R6	SCREW -----	10	
		---*---		
-35	NAS697A08	NUTPLATE -----	10	
-36	0555214-1	BAFFLE ASSEMBLY-LH #2 CYLINDER -----	1	
		ATTACHING PARTS		
-37	AN500-416-10	SCREW -----	2	
-38	AN936A416	WASHER-LOCK -----	2	
-39	AN960-416	WASHER -----	2	
-40	AN525-832R6	SCREW -----	5	
		---*---		
-41	0555214-4	SEAL-BAFFLE -----	1	
-42	NAS463W416	SHIM-ANCHOR NUT -----	2	
-43	NAS697A08	NUTPLATE -----	5	

CONTINUED ON NEXT PAGE

FIGURE AND INDEX NO.	PART NUMBER	DESCRIPTION							UNITS PER ASSY	USABLE ON CODE
		1	2	3	4	5	6	7		
135 -44	0555215-1	BAFFLE ASSEMBLY-LH #4 CYLINDER -----							1	
		ATTACHING PARTS -----								
-45	AN500-416-10	SCREW -----							2	
-46	AN936A416	WASHER-LOCK -----							2	
-47	AN960-416	WASHER -----							2	
-48	S1021Z8-12	SCREW -----							4	
-49	NAS446-4-3	NUT -----							4	
		---*---								
-50	0555215-3	SEAL-BAFFLE -----							1	
-51	NAS463W416	SHIM-ANCHOR NUT -----							1	
-52	0555204-5	BAFFLE ASSEMBLY-RH #3 CYLINDER -----							1	
		ATTACHING PARTS -----								
-53	S1021Z8-12	SCREW -----							6	
-54	NAS446-4-3	NUT -----							6	
-55	AN500-416-10	SCREW -----							2	
-56	AN936A416	WASHER-LOCK -----							2	
-57	AN960-416	WASHER -----							2	
		---*---								
-58	0555204-4	SEAL-BAFFLE -----							1	
-59	NAS463W416	SHIM-ANCHOR NUT -----							2	
-60	0555213-1	BAFFLE ASSEMBLY-RH #1 CYLINDER -----							1	
		ATTACHING PARTS -----								
-61	AN525-832R6	SCREW -----							5	
-62	AN500-416-10	SCREW -----							2	
-63	AN936A416	WASHER-LOCK -----							2	
-64	AN960-416	WASHER -----							2	
		---*---								
-65	0555213-4	SEAL-BAFFLE -----							1	
-66	NAS463W416	SHIM-ANCHOR NUT -----							2	
-67	NAS697A08	NUTPLATE -----							5	
-68	2055008-1	BAFFLE SUPPORT-REAR VERTICAL -----							1	
-69	0450227-12	FASTENER-LH -----							1	
-70	0450227-15	FASTENER-RH -----							1	
		A---172 SERIAL 17261899 THRU 17263458 F172 SERIAL F17201035 THRU F17201234								
		B---172 SERIAL 17261899 THRU 17261960								
		C---172 SERIAL 17261961 THRU 17263458 F172 SERIAL F17201035 THRU F17201234								
		D---172 SERIAL 17261899 THRU 17262571 17262573 THRU 17262604 17262606 THRU 17262612 F172 SERIAL F17201035 THRU F17201224								
		E---172 SERIAL 17262572, 17262605, 17262613 THRU 17263458 F172 SERIAL F17201224 THRU F17201234								

This page intentionally left blank.

Engine (Cont)



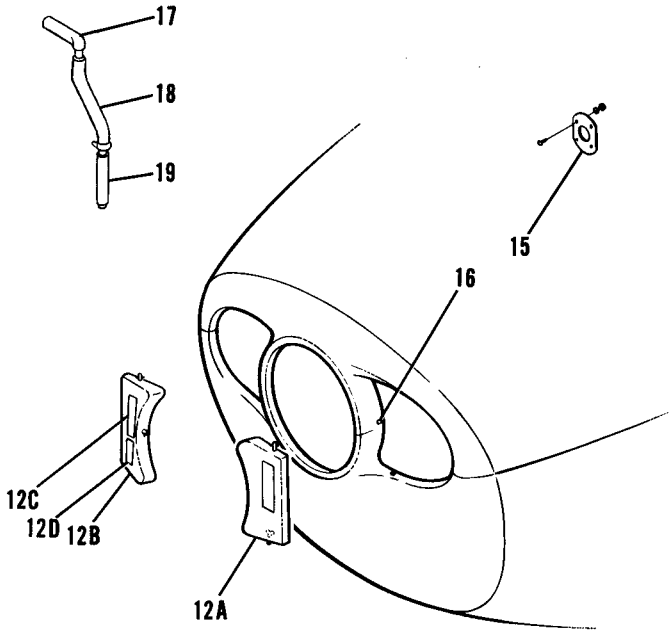
P172 SERIAL P17257120 THRU P17257188

Figure 136. Engine Baffles Installation

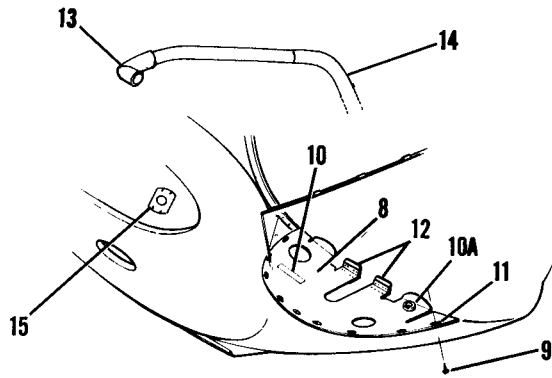


FIGURE AND INDEX NO.	PART NUMBER	DESCRIPTION	UNITS PER ASSY	USABLE ON CODE
136 -		1 2 3 4 5 6 7		
- 1	0555169-15	BAFFLE INSTALLATION-ENGINE -----	NP	A
- 2	0555169-16	BAFFLE ASSEMBLY-REAR VERTICAL LH -----	1	
- 3	0555169-5	BAFFLE ASSEMBLY-REAR VERTICAL RH -----	1	
- 4	0555181-6	SEAL-OUTBOARD -----	2	
- 5	0555181-5	SUPPORT-RH -----	1	
- 6	0713019-33	SUPPORT-LH -----	1	
- 7	MS35489-11	UNION-LH -----	1	
- 8	MS35489-22	GROMMET -----	1	
- 9	MS35489-20	GROMMET -----	1	
-10	0555171-1	GROMMET-RH -----	1	
		BRACKET-REAR VERTICAL BAFFLE -----	1	
		ATTACHING PARTS		
-11	S1021A8-6	SCREW -----	3	
-12	NAS446-4-3	NUT -----	3	
		---*---		
-13	0555162-1	BLAST TUBE-GENERATOR -----	1	
-14	0555180-1	BAFFLE ASSEMBLY-SIDE LH -----	1	
-15	0555180-6	BAFFLE ASSEMBLY-SIDE RH -----	1	
		ATTACHING PARTS		
-16	S1021Z8-6	SCREW -----	3	
-17	NAS446-4-3	NUT -----	3	
		---*---		
-18	0555180-5	SEAL -----	1	
-19	0851700-14	LUG -----	1	
-20	0555175-3	BAFFLE-INTER CYLINDER HEADS -----	4	
		ATTACHING PARTS		
-21	S1021A8-6	SCREW -----	1	
-22	NAS446-4-3	NUT -----	1	
		---*---		
-23	0555175-1	BAFFLE-INTER CYLINDER HEADS -----	4	
-24	0450277-3	FASTENER -----	4	
-25	0450209	SUPPORT-INTER HEAD BAFFLE -----	4	
-26	AN3-3A	BOLT -----	2	
-27	AN970-3	WASHER -----	2	
-28	AN3-26A	BOLT -----	4	
-29	0750117-31	SUPPORT -----	4	
-30	0750121	DEFLECTOR ASSEMBLY -----	6	
-31	0555167-10	BAFFLE ASSEMBLY-FORWARD -----	1	
-32	0555167-2	ANGLE -----	1	
-33	0555167-11	BAFFLE-LH -----	1	
-34	0555167-12	BAFFLE-RH -----	1	
-35	0713019-33	UNION -----	1	
-36	0555167-5	SEAL-LH -----	1	
-37	0555167-6	SEAL-RH -----	1	
-38	0555167-7	BRACKET -----	2	
-39	0555167-13	GUIDE -----	1	
-40	0555167-14	BRACKET -----	1	
	0555190-1	BAFFLE ASSEMBLY-INTER CYLINDER BARRELS LH -----	1	
	0555190-2	BAFFLE ASSEMBLY-INTER CYLINDER BARRELS RH -----	1	
-41	0555190-5	BAFFLE ASSEMBLY-LH -----	2	
	0555190-6	BAFFLE ASSEMBLY-RH -----	2	
-42	NAS680A3	NUTPLATE -----	1	
-43	NAS680A08	NUTPLATE -----	2	
-44	0555190-3	BAFFLE ASSEMBLY-LH -----	1	
	0555190-4	BAFFLE ASSEMBLY-RH -----	1	
-45	NAS697A3	NUTPLATE -----	1	
-46	0555190-11	BAFFLE-LH -----	2	
	0555190-12	BAFFLE-RH -----	2	
-47	0555190-13	BAFFLE -----	2	
-48	0555191-1	SPRING -----	6	
-49	AN515-8-8	SCREW -----	4	
		A---P172 SERIAL P17257120 THRU P17257188 FP172 SERIAL FP172-0001 THRU FP172-0003		

Winterization

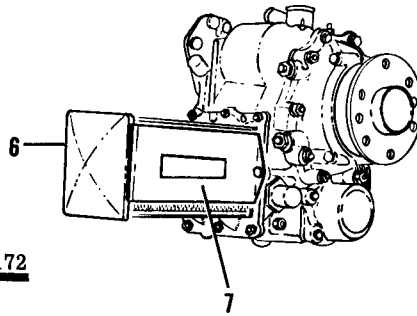


17259224 THRU 17263458
F17200755 THRU F17201234



17249545 THRU 17259223
F172-0001 THRU F17200754

MODEL 172



MODEL P172

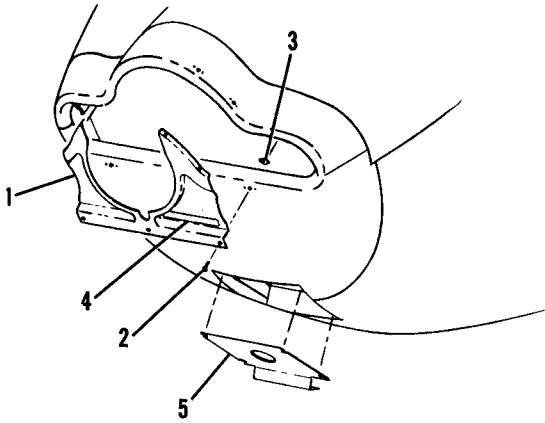
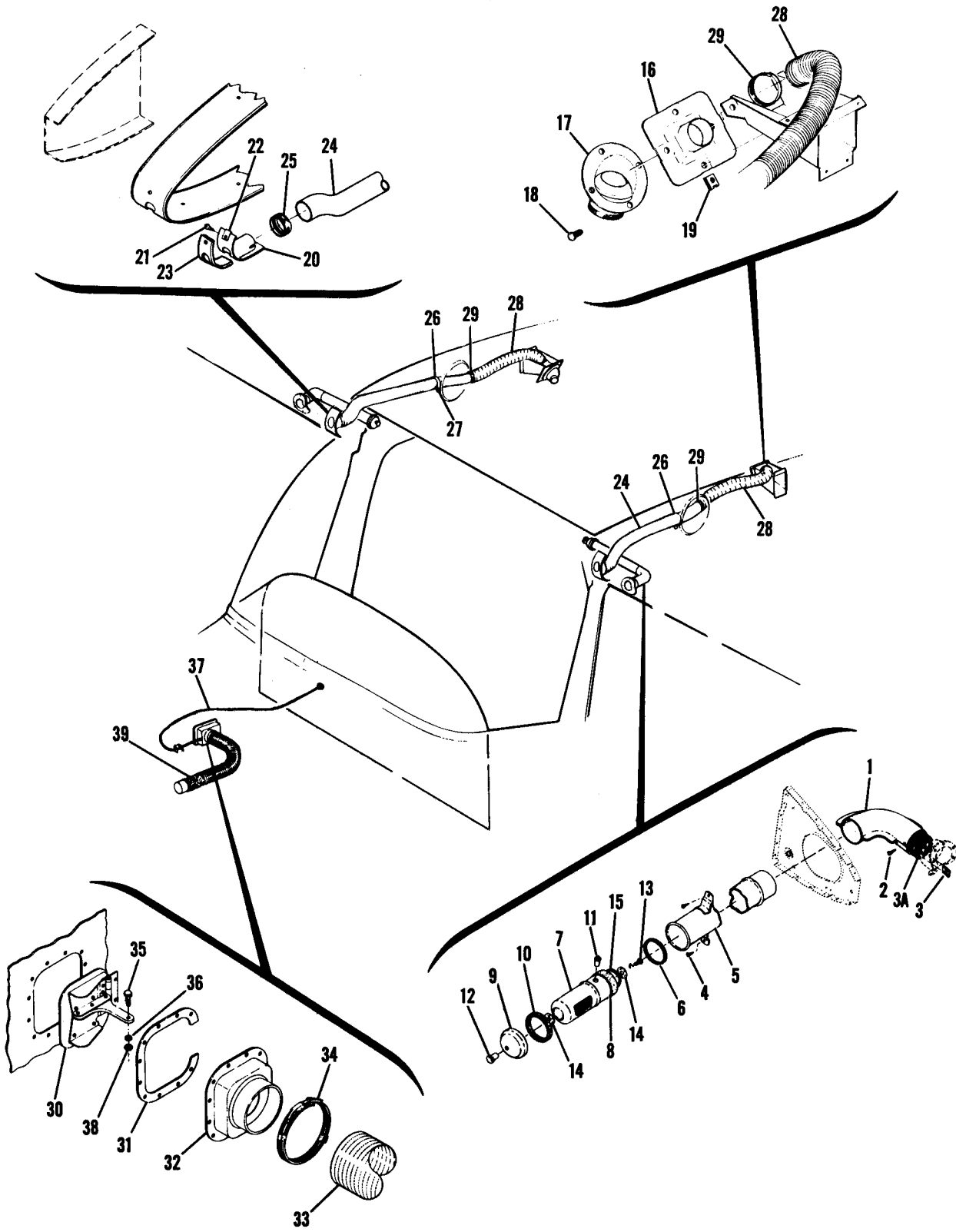


Figure 137. Winterization Equipment



FIGURE AND INDEX NO.	PART NUMBER	DESCRIPTION	UNITS PER ASSY	USABLE ON CODE
		1 2 3 4 5 6 7		
137 -		WINTERIZATION EQUIPMENT ----- EQUIPMENT INSTALLATION-WINTERIZATION -----	NP NP	A B
- 1	0552009-6	COVER ASSEMBLY ----- ATTACHING PARTS -----	1	
- 2	S102128-6	SCREW -----	7	
- 3	S1863-3	NUTPLATE TIN ----- *-----	7	
- 4	0552110-3	PLACARD -----	1	
- 5	0552009-2	PLATE ASSEMBLY-AIR FILTER COVER -----	1	
	0552110-3	PLACARD -----	1	
- 6	0552009-8	PLATE ASSEMBLY-OIL COOLER COVER -----	1	
- 7	0552110-3	PLACARD -----	1	
	0700319-13	PLACARD WHEN EXHAUSTED USE 0505009-2 -----	1	H
	0505009-2	PLACARD-WINTERIZATION -----	1	J
- 8	0552011-2	EQUIPMENT INSTALLATION-WINTERIZATION -----	1	C
	0552011-6	PLATE ASSEMBLY-WINTERIZATION -----	1	D
	0552117-1	PLATE ASSEMBLY-WINTERIZATION -----	1	E
		ATTACHING PARTS -----	1	G
- 9	S102128-6	SCREW ----- *-----	9	
-10	0552110-3	PLACARD-WINTERIZATION -----	1	
-10A	S1050-1	GROMMET 3.15 IN LG BKI REF S1050-1-3.15 -----	1	G
-11	S1863-3	NUTPLATE -----	9	
-12	0552011-4	RUB STRIP -----	2	
-12A	0552132-1	COVER ASSEMBLY-LH -----	1	L
-12B	0552132-2	COVER ASSEMBLY-RH -----	1	N
-12C	0552110-3	PLACARD-WINTERIZATION -----	1	P
	0552110-3	PLACARD-WINTERIZATION -----	1	Q
-12D	0552154-1	PLACARD-WINTERIZATION -----	1	F
-13	0556014-2	TUBE ASSEMBLY-INSULATION -----	1	F
-14	0556014-6	TUBE-INSULATION -----	1	M
-15	0552118-1	COVER PLATE ----- ATTACHING PARTS -----	1	
	AN525-10R6	SCREW -----	1	
	AN960-10L	WASHER -----	1	
	MS21045L3	NUT ----- *-----	1	
-16	212-12	RECEPTACLE CLC -----	6	L
	0505009-3	PLACARD-WINTERIZATION LOCATED ON INSTRUMENT PANEL -----	1	L
-17	0552011-11	INSULATION-BREATHING HOSE -----	1	K
-18	0552011-12	INSULATION-BREATHING TUBE -----	1	K
-19	0552011-13	INSULATION-BREATHING TUBE -----	1	K
		A---172 SERIAL 17249545 THRU 17263458 F172 SERIAL F172-0001 THRU F17201234 P172 SERIAL P17257120 THRU P17257188 FP172 SERIAL FP172-0001 THRU FP172-0003		
		B---P172 SERIAL P17257120 THRU P17257188 FP172 SERIAL FP172-0001 THRU FP172-0003		
		C---172 SERIAL 17249545 THRU 17263458 F172 SERIAL F172-0001 THRU F17201234		
		D---172 SERIAL 17249545 THRU 17254892 F172 SERIAL F172-0001 THRU F172-0319		
		E---172 SERIAL 17254893 THRU 17256512 F172 SERIAL F172-0320 THRU F17200804		
		F---172 SERIAL 17249545 THRU 17256512 F172 SERIAL F172-0001 THRU F17200804		
		G---172 SERIAL 17256513 THRU 17259904 F172 SERIAL F172-0001 THRU F17201234		
		H---172 SERIAL 17249545 THRU 17258037 F172 SERIAL F172-0001 THRU F172-0619		
		J---172 SERIAL 17258038 THRU 17259903 F172 SERIAL F172-0620 THRU F17200804		
		K---172 SERIAL 17257195 THRU 17263458 F172 SERIAL F17200805 THRU F17201234		
		L---172 SERIAL 17259904 THRU 17263458 F172 SERIAL F17200805 THRU F17201234		
		M---172 SERIAL 17256513 THRU 17263458 F172 SERIAL F172-0001 THRU F17201234		
		N---172 SERIAL 17259904 THRU 17261898 F172 SERIAL F17200805 THRU F17201034		
		P---172 SERIAL 17261899 THRU 17263458 F172 SERIAL F17201035 THRU F17201234		
		Q---172 SERIAL 17262870 THRU 17263458		

Ventilation System

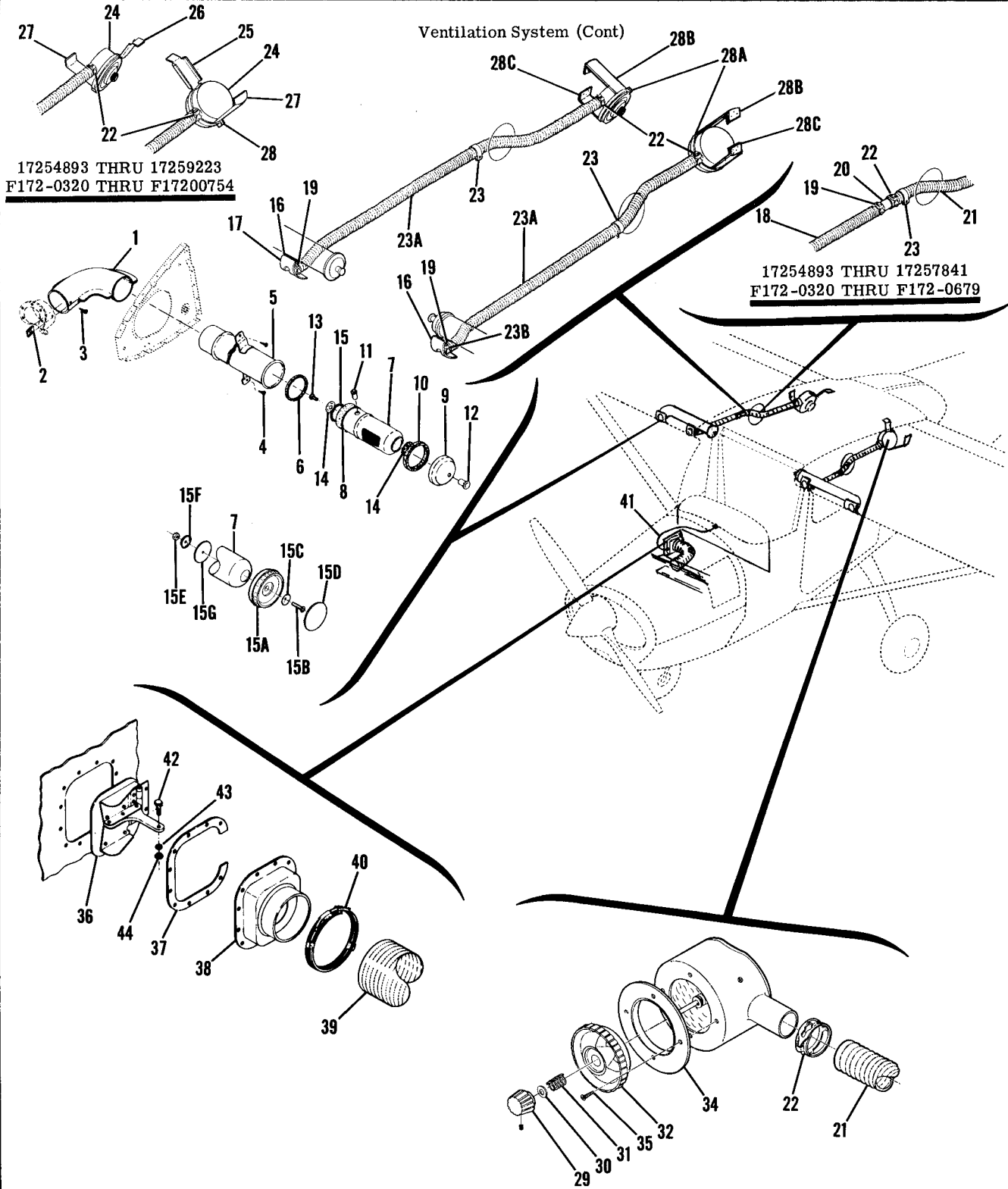


172 SERIAL 17249545 THRU 17254892

Figure 138. Cabin Ventilation System Installation

FIGURE AND INDEX NO.	PART NUMBER	DESCRIPTION	UNITS PER ASSY	USABLE ON CODE
		1 2 3 4 5 6 7		
138 -		CABIN VENTILATION SYSTEM INSTALLATION -----	NP	B
- 1	0413233	ELBOW ASSEMBLY-CABIN AIR VENT -----	2	
		ATTACHING PARTS -----		
- 2	S1021Z8-6	SCREW -----	1	
- 3	NAS446-4-3	NUTPLATE -----	1	
		-----*		
- 3A	1200018-1	ELEMENT -----	2	
	0413163-23	OUTLET ASSEMBLY LH -----	1	
	0413163-24	OUTLET ASSEMBLY RH -----	1	
		ATTACHING PARTS -----		
- 4	S1021Z8-6	SCREW -----	2	
		-----*		
- 5	0413163-8	TUBE ASSEMBLY LH -----	1	
	0413163-9	TUBE ASSEMBLY RH -----	1	
- 6	0413163-7	SEAL -----	1	
- 7	0413163-18	OUTLET ASSEMBLY -----	1	
- 8	0413163-43	SEAL -----	1	
	0413163-11	CAP ASSEMBLY-AIR OUTLET -----	1	
- 9	0413257	CAP -----	1	
-10	S1441-2	SEAL-CAP 6.56 IN LG BULK ITEM REF S1441-2-6.56 -----	1	
-11	0413203	CATCH-BULLET -----	2	
-12	0713303-2	KNOB-CAP -----	1	
		ATTACHING PARTS -----		
-13	AN515-8R8	SCREW -----	1	
-14	0413228	WASHER -----	2	
	AN936A8	WASHER -----	1	
	NAS43003-5	SPACER -----	1	
-15	0413347-1	WASHER -----	1	
		-----*		
		REAR SEAT VENTS INSTALLATION -----	NP	
-16	0700327-1	ADAPTER-AIR VENT -----	2	
-17	S1646-1	VALVE-VENT -----	2	
		ATTACHING PARTS -----		
-18	S1021Z6-10C	SCREW -----	8	
-19	A1793-6Z-3	NUT TIN -----	8	
		-----*		
-20	0700325-1	ADAPTER -----	2	
		ATTACHING PARTS -----		
-21	S1022Z8-8	SCREW -----	2	
-22	NAS396-6-3	NUT -----	2	
		-----*		
-23	0700322-4	SEAL-AIR VENT -----	2	
-24	0700324-1	TUBE-REAR AIR VENT -----	2	
		ATTACHING PARTS -----		
-25	NAS397-18	CLAMP -----	2	
-26	AN742D16	CLAMP -----	2	
-27	NAS395-19-3	NUT -----	2	
	S1021Z8-10	SCREW -----	2	
		-----*		
-28	S1053E8T	HOSE 18.0 IN LG BULK ITEM REF S-1053E8T-18.0 -----	2	
		ATTACHING PARTS -----		
-29	NAS397-16	CLAMP -----	4	
		-----*		
		OUTSIDE AIR VENT INSTALLATION -----	NP	
-30	0713135-2	DOOR ASSEMBLY-SIDE AIR VENT -----	1	
-31	0713140-1	SEAL -----	1	
-32	0713139-1	INLET -----	1	
-33	S1053E24T	HOSE 15 IN LG BULK ITEM REF S-1053E24T15.0 -----	1	
-34	NAS398-50	CLAMP -----	2	
-35	0450311-5	CLAMP -----	1	
-36	AN960-10L	WASHER -----	1	
-37	S1239-7	CONTROL-CABIN AIR -----	1	
-38	MS21044N3	NUT -----	1	
-39	AN742D48	CLAMP -----	1	A
		ATTACHING PARTS -----		
	S1021Z10-8	SCREW -----	1	A
	NAS446-5-3	NUT -----	1	A
		-----*		
		A---172 SERIAL 17249545 THRU 17250572 F172 SERIAL F172-0001 THRU F172-0018 P172 SERIAL P17257120 THRU P17257188 FP172 SERIAL FP172-0001 THRU FP172-0003		
		B---172 SERIAL 17249545 THRU 17254892 F172 SERIAL F172-0001 THRU F172-0319 P172 SERIAL P17257120 THRU P17257188 FP172 SERIAL FP172-0001 THRU FP172-0003		

Ventilation System (Cont)



17254893 THRU 17259223
F172-0320 THRU F17200754

17254893 THRU 17257841
F172-0320 THRU F172-0679

172 SERIAL 17254893 THRU 17263458
F172 SERIAL F172-0320 THRU F17201234

Figure 139. Cabin Ventilation System Installation

FIGURE AND INDEX NO.	PART NUMBER	DESCRIPTION	UNITS PER ASSY	USABLE ON CODE
139 -		1 2 3 4 5 6 7 CABIN VENTILATION SYSTEM INSTALLATION -----	NP	A
- 1	0413233	ELBOW ASSEMBLY-CABIN AIR VENT -----	2	
		ATTACHING PARTS -----		
- 2	S1021Z8-6	SCREW -----	1	
- 3	NAS446-4-3	NUTPLATE -----	1	
		-----*		
	0413163-24	OUTLET ASSEMBLY-RH -----	1	D
	0413163-202	OUTLET ASSEMBLY-RH -----	1	N
	0413163-208	OUTLET ASSEMBLY-RH -----	1	P
	0413163-23	OUTLET ASSEMBLY-LH -----	1	D
	0413163-201	OUTLET ASSEMBLY-LH -----	1	N
	0413163-207	OUTLET ASSEMBLY-LH -----	1	P
		ATTACHING PARTS -----		
- 4	S1021Z8-6	SCREW -----	2	
		-----*		
- 5	0413163-9	TUBE ASSEMBLY-RH -----	1	Q
	0513263-4	TUBE ASSEMBLY-RH -----	1	P
	0413163-8	TUBE ASSEMBLY-LH -----	1	Q
	0513263-1	TUBE ASSEMBLY-LH -----	1	P
- 6	0413163-7	SEAL -----	1	
- 7	0413163-18	OUTLET ASSEMBLY -----	1	
- 8	0413163-43	SEAL -----	1	
	0413163-11	CAP ASSEMBLY-AIR OUTLET -----	1	D
- 9	0413257	CAP -----	1	D
-10	S1441-2	SEAL 6.56 IN LG BULK ITEM REF S1441-2-6.56 -----	1	D
-11	0413203	CATCH-BULLET WEU S2024-1 -----	2	H
	S2024-1	CATCH-BULLET -----	2	J
-12	0713303-2	KNOB-CAP -----	1	D
		ATTACHING PARTS -----		
-13	AN515-8R8	SCREW -----	1	D
-14	0413228	WASHER -----	2	D
	AN936A8	WASHER -----	1	D
	NAS43DD3-5	SPACER -----	1	D
-15	0413347-1	WASHER -----	1	D
		-----*		
-15A	S1834-1	KNOB -----	1	E
-15B	AN507-1032R12	SCREW -----	1	E
-15C	S290D1032	WASHER -----	1	E
-15D	S1834-2	INSERT -----	1	E
-15E	MS21045L3	NUT -----	1	E
-15F	0413228	WASHER -----	1	E
-15G	S1450-5A24-040	WASHER -----	1	E
		AIR VENT INSTALLATION-REAR SEAT -----	NP	
-16	0700325-2	ADAPTER ASSEMBLY -----	2	Q
	0501030-1	ADAPTER ASSEMBLY -----	2	P
		ATTACHING PARTS -----		
	S1022Z8-8	SCREW -----	2	
	NAS696-6-3	NUT -----	2	
		-----*		
-17	0700322-4	SEAL-AIR VENT ADAPTER -----	2	
-18	S1053E8T	HOSE 18.50 IN LG BULK ITEM REF S1053E8T18.50 -----	2	F
		ATTACHING PARTS -----		
-19	NAS397-18	CLAMP -----	2	F
		-----*		
-20	0700626-1	TUBE -----	2	F
-21	S1053E8T	HOSE 13.00 IN LG BULK ITEM REF S1053E8T13.00 -----	2	F
		ATTACHING PARTS -----		
-22	NAS397-18	CLAMP -----	2	
-23	AN742D16	CLAMP -----	2	
	NAS395-19-3	NUT -----	2	
	S1021Z8-10	SCREW -----	2	
		-----*		
-23A	S1053E8T	HOSE 40.50 IN LG BULK ITEM REF S10538T40.50 -----	2	G
		ATTACHING PARTS -----		
-23B	NAS397-18	CLAMP -----	2	G
-23C	AN742D16	CLAMP -----	1	G
	NAS395-19-3	NUT -----	1	G
	S1021Z8-10	SCREW -----	1	G
		-----*		

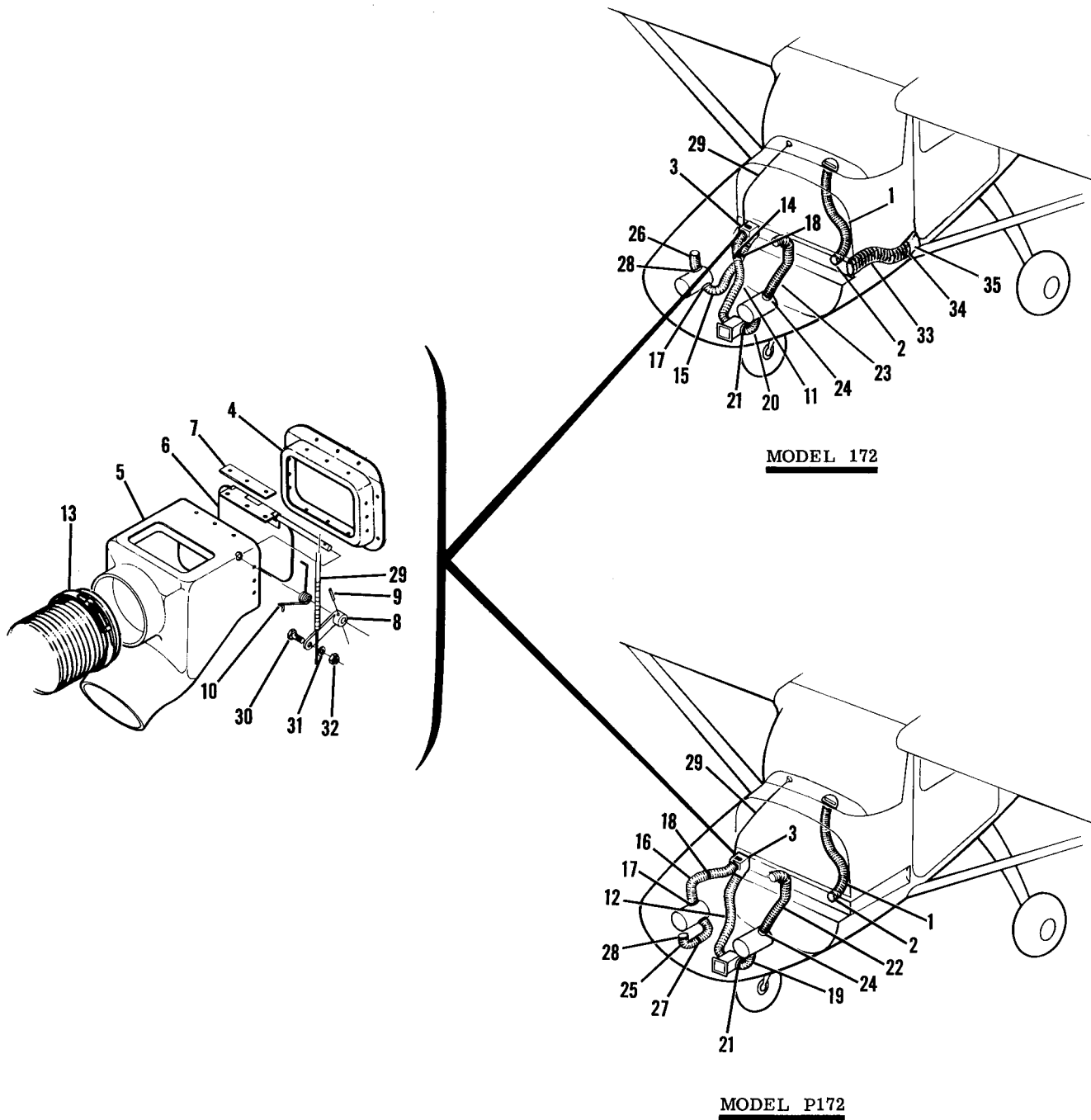
CONTINUED ON NEXT PAGE

FIGURE AND INDEX NO.	PART NUMBER	DESCRIPTION	UNITS PER ASSY	USABLE ON CODE
139 -24	0710013-4	SILENCER ASSEMBLY-FRESH AIR VENT ----- ATTACHING PARTS	2	
-25	0710014-3	BRACKET ASSEMBLY-LH WEU 0710014-13 -----	1	K
	0710014-13	BRACKET ASSEMBLY-LH -----	1	L
-26	0710014-4	BRACKET ASSEMBLY-RH WEU 0710014-14 -----	1	K
	0710014-14	BRACKET ASSEMBLY-RH -----	1	L
-27	0700322-8	BRACKET -----	2	
-28	AN515-8R10	SCREW -----	1	
	AN960-8	WASHER -----	2	
	MS21044N08	NUT -----	1	
-28A	0710014-2	CLAMP -----	1	M
-28B	0513420-1	BRACKET -----	1	M
-28C	0513420-2	BRACKET -----	1	M
		-----*		
-29	S1390-8	KNOB-SILENCER -----	2	B
	S1728-1	KNOB-SILENCER -----	2	C
-30	AN960-10L	WASHER -----	1	
-31	0710015-10	SPRING-SILENCER -----	1	B
	0710015-13	SPRING-SILENCER -----	1	C
-32	0713250-1	KNOB-SILENCER -----	1	
-33		DELETED-NEVER USED -----		
-34	0710014-8	ESCUTCHEON-SILENCER -----	1	
		ATTACHING PARTS		
-35	S1023A6-6C	SCREW -----	4	
		-----*		
		OUTSIDE AIR VENT INSTALLATION-FORWARD -----	NP	
-36	0713135-2	DOOR ASSY-SIDE AIR VENT -----	1	
-37	0713140-1	SEAL -----	1	
-38	0713139-1	INLET -----	1	
-39	S1053E24T	HOSE 15.0 IN LG BKI REF S1053E24T15.0 -----	1	
-40	NAS398-50	CLAMP -----	1	
-41		CONTROL SEE INSTRUMENT PANEL -----	1	
-42	0450311-5	CLAMP -----	1	
-43	AN960-10L	WASHER -----	1	
-44	MS21045L3	NUT -----	1	
		A---172 SERIAL 17254893 THRU 17263458 F172 SERIAL F172-0320 THRU F17201234		
		B---172 SERIAL 17254893 THRU 17255786 F172 SERIAL F172-0320 THRU F172-0479		
		C---172 SERIAL 17255787 THRU 17263458 F172 SERIAL F172-0480 THRU F17201234		
		D---172 SERIAL 17254893 THRU 17257161 F172 SERIAL F172-0320 THRU F172-0559		
		E---172 SERIAL 17257162 THRU 17263458 F172 SERIAL F172-0560 THRU F17201234		
		F---172 SERIAL 17254893 THRU 17257841 F172 SERIAL F172-0320 THRU F172-0654		
		G---172 SERIAL 17257842 THRU 17263458 F172 SERIAL F17200655 THRU F17201234		
		H---172 SERIAL 17254893 THRU 17259292 F172 SERIAL F172-0320 THRU F17200754		
		J---172 SERIAL 17259293 THRU 17263458 F172 SERIAL F17200755 THRU F17201234		
		K---172 SERIAL 17254893 THRU 17258855 F172 SERIAL F172-0320 THRU F17200779		
		L---172 SERIAL 17258856 THRU 17259223 F172 SERIAL F17200780 THRU F17200754		
		M---172 SERIAL 17259224 THRU 17263458 F172 SERIAL F17200755 THRU F17201234		
		N---172 SERIAL 17257162 THRU 17260758 F172 SERIAL F172-0560 THRU F17200904		
		P---172 SERIAL 17260759 THRU 17263458 F172 SERIAL F17200905 THRU F17201234		
		Q---172 SERIAL 17254893 THRU 17260758 F172 SERIAL F172-0320 THRU F17200904		

This page intentionally left blank.



Heating System



MODEL 172

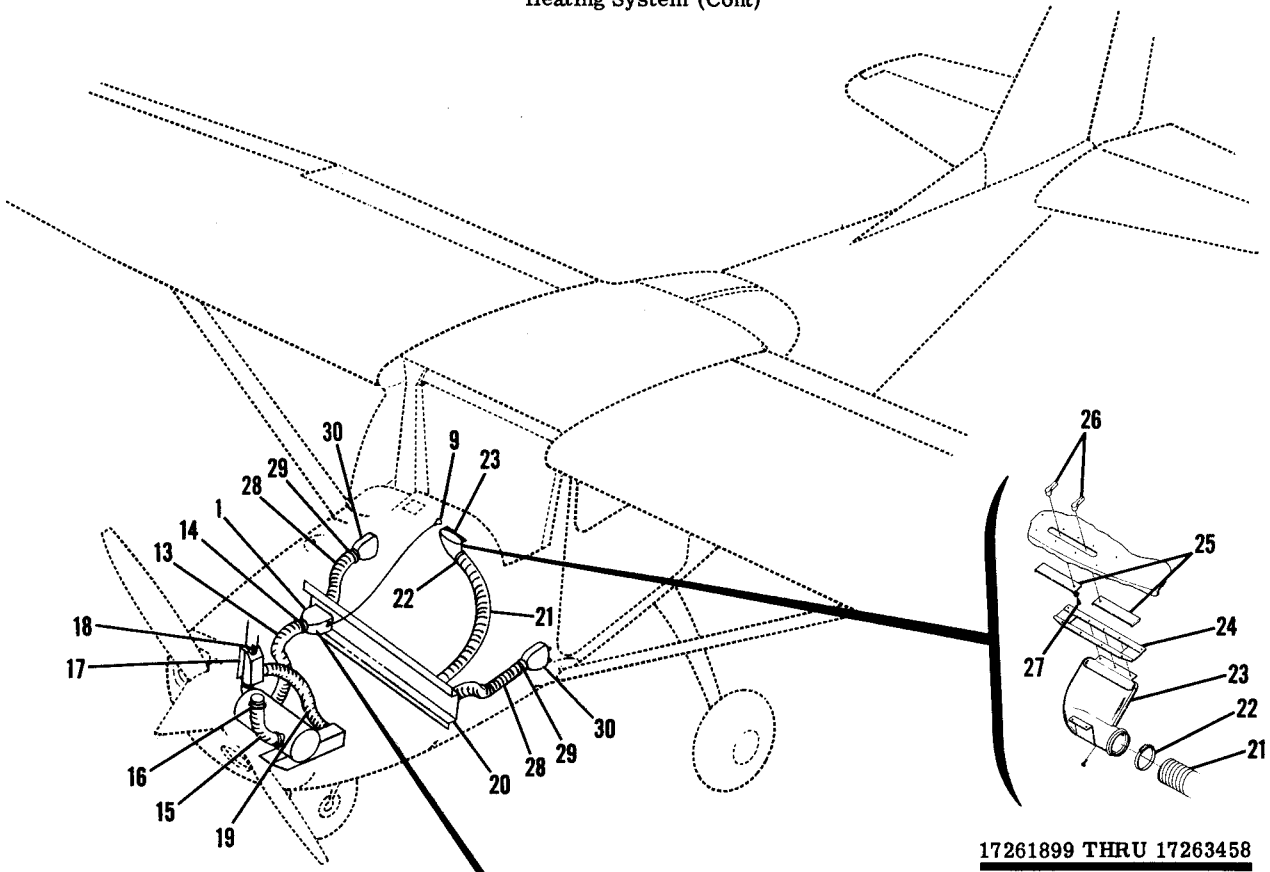
MODEL P172

172 SERIAL 17249545 THRU 17256512
F172 SERIAL F172-0001 THRU F17200804
P172 SERIAL P17257120 THRU P17257188

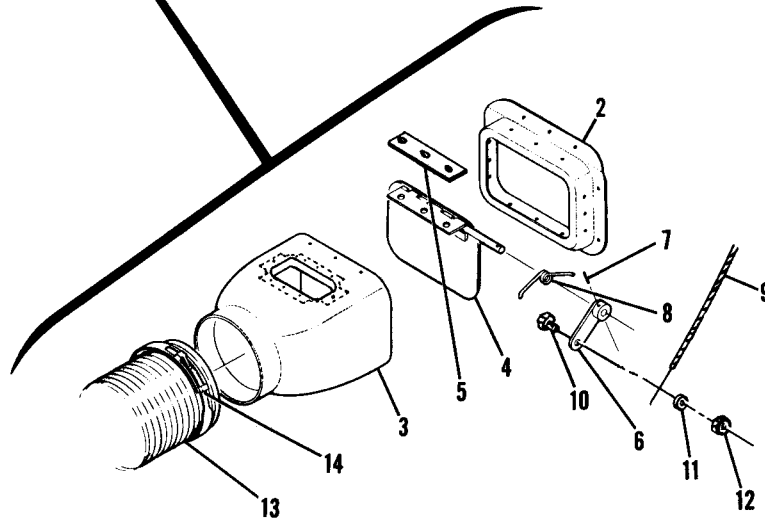
Figure 140. Cabin Heating & Defrosting System Installation

FIGURE AND INDEX NO.	PART NUMBER	DESCRIPTION	UNITS PER ASSY	USABLE ON CODE
		1 2 3 4 5 6 7		
140 -		CABIN HEATING & DEFROSTING SYSTEM INSTALLATION -----		
- 1	S1053E16T	HOSE 24.0 IN LG BULK ITEM REF S-1053E16T24.0 -----	NP 1	A
- 2	NAS397-32	ATTACHING PARTS CLAMP -----	1	
- 3	0753011-2	VALVE ASSEMBLY-WARM AIR -----	1	
- 4	0753010-1	SEAT-WARM AIR VALVE -----	1	
- 5	0553001-1	BODY ASSEMBLY VALVE -----	1	
- 6	1253034-1	PLATE ASSEMBLY-VALVE -----	1	
- 7	1253040-1	SHIM -----	1	
- 8	1253033-2	REINFORCEMENT -----	1	
- 8	1253037-1	ARM-CONTROL -----	1	
- 9	NAS561C2-8	ATTACHING PARTS ROLL PIN -----	1	
-10	1253041-1	SPRING-WARM AIR VALVE -----	1	
-11	S1053K24T	HOSE 31.0 IN LG BULK ITEM REF S-1053K24T31.0 -----	1	B
-12	S1053K24T	HOSE 24.0 IN LG BULK ITEM REF S-1053K24T24.0 -----	1	C
-13	NAS398-50	ATTACHING PARTS CLAMP -----	2	
-14	AN742D50	CLAMP -----	2	B
	AN742D10	CLAMP -----	2	B
	S1021Z8-8	SCREW -----	1	B
-15	S1053K24T	HOSE 26.0 IN LG BULK ITEM REF S-1053K24T26.0 -----	1	B
-16	S1053K24T	HOSE 19.3 IN LG BULK ITEM REF S-1053K24T19.3 -----	1	C
-17	NAS398-50	ATTACHING PARTS CLAMP -----	2	
-18	AN742D50	CLAMP -----	1	
-19	S53K24T	HOSE 24.0 IN LG BULK ITEM REF S-1053K24T24.0 -----	1	C
-20	S1053K24T	HOSE 17.5 IN LG BULK ITEM REF S-1053E24T17.5 -----	1	B
-21	NAS398-50	ATTACHING PARTS CLAMP -----	2	
-22	S1053E24T	HOSE 24.0 IN LG BULK ITEM REF S-1053E24T24.0 -----	1	C
-23	S1053E24T	HOSE 22.25 IN LG BULK ITEM REF S-1053E24T22.25 -----	1	B
-24	NAS398-50	ATTACHING PARTS CLAMP -----	2	
-25	S1053E24T	HOSE 32.0 IN LG BULK ITEM REF S-1053E24T32.0 -----	1	C
-26	S1053E24T	HOSE 12.0 IN LG BULK ITEM REF S-1053E24T12.0 -----	1	B
-27	AN742D50	ATTACHING PARTS CLAMP -----	1	C
	S1485D12U	CLAMP -----	1	C
	S1021Z8-8	SCREW -----	1	C
-28	NAS398-50	CLAMP -----	2	
-29		CONTROL ASSEMBLY-CABIN HEAT SEE INSTRUMENT PANEL -----	1	
-30	0450311-5	ATTACHING PARTS CLAMP -----	1	
-31	AN960-10L	WASHER -----	1	
-32	MS21044N3	NUT -----	1	
-33	S1110ET	DUCT 23 IN LG BULK ITEM REF S1110ET23.00 -----	2	D
-34	S10268G	ATTACHING PARTS CLAMP 10.90 IN LG BULK ITEM REF S10268G10.90X -----	2	D
-35	0513309-1	OUTLET ASSEMBLY-HEATER WEU 0513456-1 -----	2	D
	0513456-1	OUTLET ASSEMBLY-HEATER -----	2	D
	S1021Z6-6	ATTACHING PARTS SCREW -----	2	D
		-----*		
		A---172 SERIAL 17249545 THRU 17256512 F172 SERIAL F172-0001 THRU F17200804 P172 SERIAL P17257120 THRU P17257188 FP172 SERIAL FP172-0001 THRU FP172-0003		
		B---172 SERIAL 17249545 THRU 17256512 F172 SERIAL F172-0001 THRU F17200804		
		C---P172 SERIAL P17257120 THRU P17257188 FP172 SERIAL FP172-0001 THRU FP172-0003		
		D---172 SERIAL 17253393 THRU 17256512 F172 SERIAL F172-0180 THRU F17200804		

Heating System (Cont)



17261899 THRU 17263458

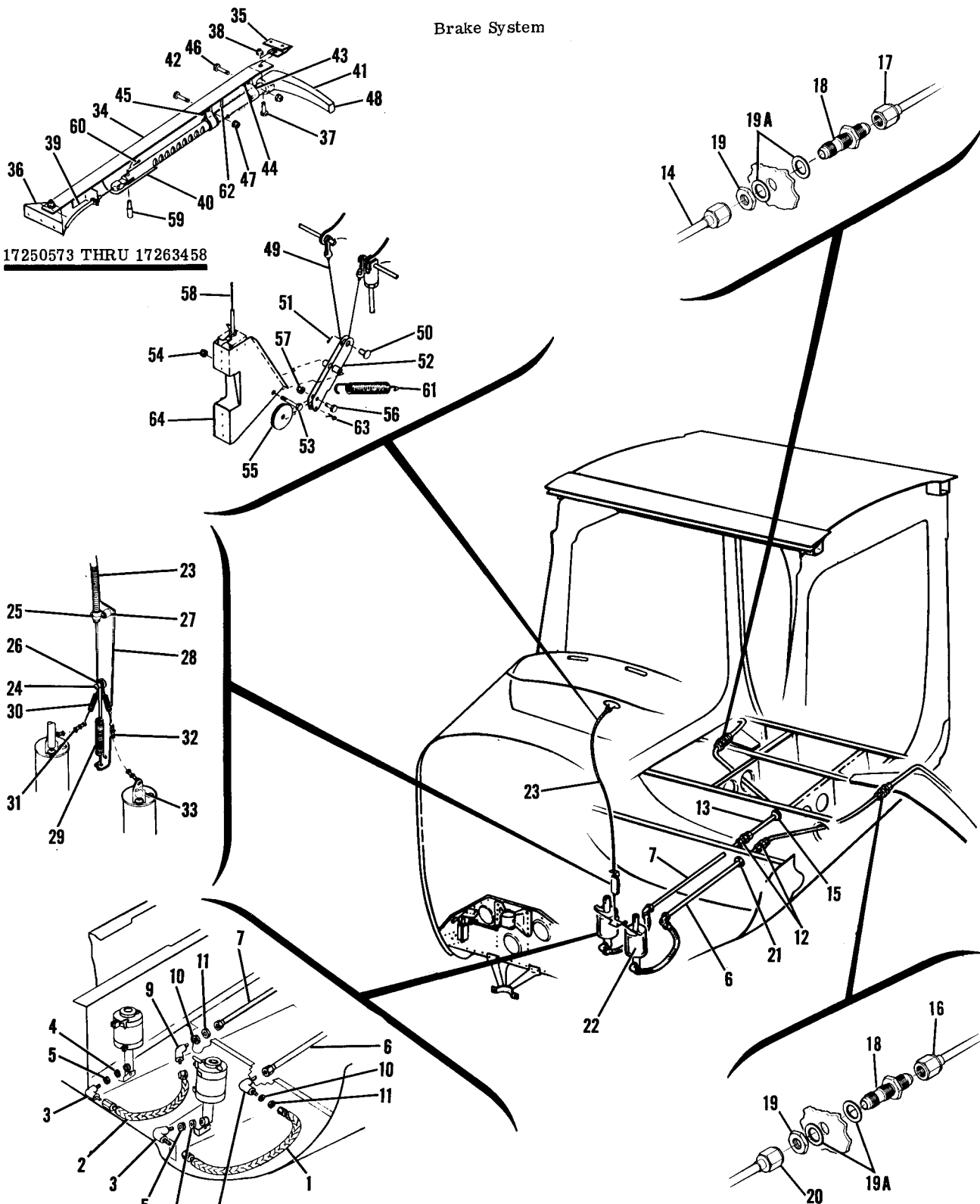


172 SERIAL 17256513 THRU 17263458
F172 SERIAL F17200805 THRU F17201234
Figure 141. Cabin Heating & Defrosting System Installation



FIGURE AND INDEX NO.	PART NUMBER	DESCRIPTION	UNITS PER ASSY	USABLE ON CODE
1 2 3 4 5 6 7				
141 -		CABIN HEATING & DEFROSTING SYSTEM INSTALLATION -----	NP	A
- 1	0753011-1	VALVE ASSEMBLY-WARM AIR -----	1	
- 2	0753010-1	SEAT-WARM AIR VALVE -----	1	
- 3	1253032-1	BODY ASSEMBLY-VALVE -----	1	
- 4	1253034-1	PLATE ASSEMBLY-VALVE -----	1	
- 5	1253040-1	SHIM -----	1	
- 6	1253033-1	REINFORCEMENT -----	1	
- 6	1253037-1	ARM-CONTROL -----	1	
		ATTACHING PARTS -----		
- 7	NAS561C2-8	ROLL PIN -----	1	
- 8	1253041-1	SPRING-WARM AIR VALVE -----	1	
		-----*		
- 9	S1239-37	CONTROL ASSEMBLY-CABIN HEAT -----	1	F
	S1239-48	CONTROL ASSEMBLY-CABIN HEAT -----	1	G
		ATTACHING PARTS -----		
-10	0450311-5	CLAMP -----	1	
-11	AN960-10L	WASHER -----	1	
-12	MS21044N3	NUT -----	1	
		-----*		
-13	S1053K24T	HOSE * IN LG BULK ITEM REF S1053K24T* -----	1	
		ATTACHING PARTS -----		
-14	NAS398-50	CLAMP -----	2	
		-----*		
-15	S1053K24T	HOSE * IN LG BULK ITEM REF S1053K24T* -----	1	E
		ATTACHING PARTS -----		
-16	NAS398-50	CLAMP -----	2	E
		-----*		
-17	1750011-1	SHROUD ASSEMBLY WEU 1750014-4 -----	1	B
	1750011-4	SHROUD ASSEMBLY -----	1	C
		ATTACHING PARTS -----		
-18	AN737TW56	CLAMP -----	2	
		-----*		
-19	S1053K16T	HOSE * IN LG BULK ITEM REF S1053K16* -----	1	
		ATTACHING PARTS -----		
	NAS397-32	CLAMP -----	2	
		-----*		
-20	SEE FIG 41	DUCT ASSEMBLY-HEATER -----	1	
-21	S1053E16T	HOSE 24.00 INLG BKI REF S1053E16T24.00 -----	1	
		ATTACHING PARTS -----		
-22	NAS397-32	CLAMP -----	2	
		-----*		
-23	0513386-1	NOZZLE ASSEMBLY-DEFROSTER -----	1	
	0513386-7	BRACKET DEFROSTER-NOZZLE -----	1	
		ATTACHING PARTS -----		
	S1021Z4-4C	SCREW -----	4	
		-----*		
-24	0513267-1	VALVE GUIDE -----	1	D
	0713019-112	VALVE ASSEMBLY-LH -----	1	D
	0713019-113	VALVE ASSEMBLY-RH -----	1	D
-25	0713019-111	VALVE -----	1	D
-26	S2198-3	KNOB -----	1	D
		ATTACHING PARTS -----		
-27	AN5158R4	SCREW -----	2	
	AN936A8	WASHER -----	2	
		-----*		
-28	S1110ET	DUCT 23.00 IN LG BKI REF S1110ET23.00 -----	2	
		ATTACHING PARTS -----		
-29	S10268G10.90X	CLAMP -----	2	
		-----*		
-30	0513309-1	OUTLET ASSY-HEATER WEU 0513456-1 -----	2	
	0513456-1	OUTLET ASSY-HEATER -----	2	
		ATTACHING PARTS -----		
	S1021Z6-6	SCREW -----	2	
		-----*		
<p>A---172 SERIAL 17256513 THRU 17263458 F172 SERIAL F17200805 THRU F17201234 B---172 SERIAL 17256513 THRU 17258708 C---172 SERIAL 17256709 THRU 17263458 F172 SERIAL F17200805 THRU F17201234 D---172 SERIAL 17261899 THRU 17263458 F172 SERIAL F17201035 THRU F17201234 E---172 SERIAL 17256513 THRU 17261898 F172 SERIAL F17200805 THRU F17201034 F---172 SERIAL 17256513 THRU 17258486 G---172 SERIAL 17258487 THRU 17263458 F172 SERIAL F17200805 THRU F172001234</p>				

Brake System



17250573 THRU 17263458

172 SERIAL 17249545 THRU 17256512
F172 SERIAL F172-0001 THRU F172-0559
P172 SERIAL P17257120 THRU P17257188

Figure 142. Brake System Installation

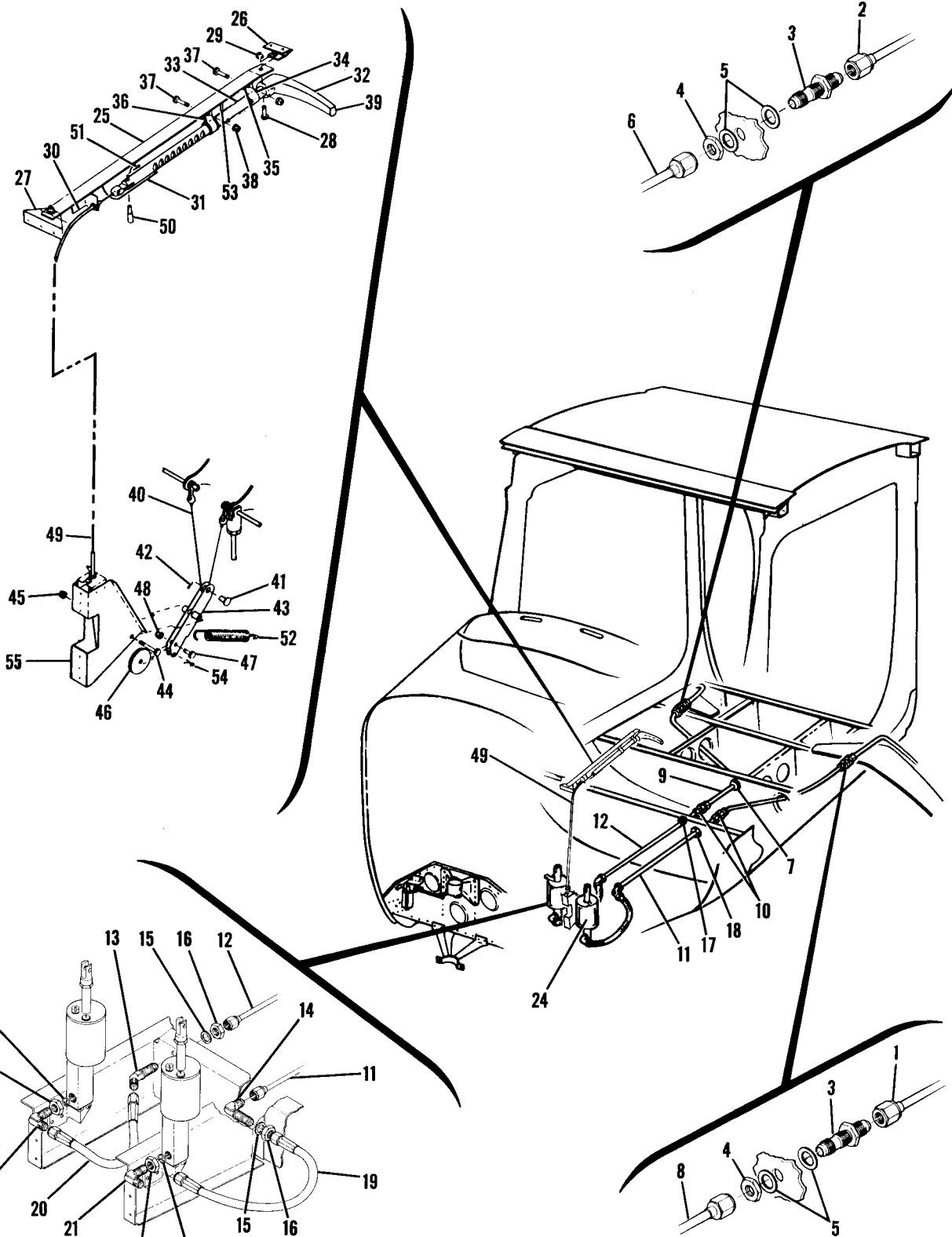
FIGURE AND INDEX NO.	PART NUMBER	DESCRIPTION	UNITS PER ASSY	USABLE ON CODE
		1 2 3 4 5 6 7		
142 -		BRAKE SYSTEM INSTALLATION -----	NP	
- 1	S1167-4-0100	HOSE ASSEMBLY-MASTER CYLINDER TO ELBOW LH -----	1	
- 2	S1167-4-0080	HOSE ASSEMBLY-MASTER CYLINDER TO ELBOW RH -----	1	
		ATTACHING PARTS -----		
- 3	AN921-4D	ELBOW -----	1	
- 4	AN924-4D	NUT -----	1	
- 5	MS28778-4	GASKET -----	1	
		---*---		
- 6	0500106-182	LINE ASSEMBLY-BRAKE LH -----	1	
- 7	J500106-183	LINE ASSEMBLY-BRAKE RH -----	1	
		ATTACHING PARTS -----		
- 8	AN921-4D	ELBOW-LH -----	1	
- 9	AN837-4D	ELBOW-RH -----	1	
-10	AN960-716	WASHER -----	2	
-11	AN924-4D	NUT -----	1	
-12	AN815-4D	UNION -----	1	
		---*---		
-13	0500106-194	LINE ASSEMBLY-BRAKE RH -----	1	
-14	0500105-278	LINE ASSEMBLY-BRAKE RH -----	1	
		ATTACHING PARTS -----		
-15	AN837-4D	ELBOW -----	1	
	AN960-716	WASHER -----	2	
	AN924-4D	NUT -----	1	
		---*---		
-16	0500106-281	LINE ASSEMBLY-BRAKE LH -----	1	C D E C D E
	0500106-379	LINE ASSEMBLY-BRAKE-LH -----	1	
	0500118-41	LINE ASSEMBLY-BRAKE LH -----	1	
-17	0500106-282	LINE ASSEMBLY-BRAKE RH -----	1	
	0500106-380	LINE ASSEMBLY-BRAKE RH -----	1	
	0500118-40	LINE ASSEMBLY-BRAKE RH -----	1	
		ATTACHING PARTS -----		
-18	AN832-4D	UNION -----	1	
-19	AN924-4D	NUT -----	1	
		---*---		
-19A	AN916-716	WASHER -----	2	
-20	0500106-285	LINE ASSEMBLY-BRAKE LH -----	1	
-21	MS35489-7	GROMMET -----	1	
-22	SEE FIG 146	MASTER BRAKE CYLINDER -----	2	
-23	S1239-1	PARKING BRAKE INSTALLATION -----	NP	A
		CONTROL-PARKING BRAKE -----	1	
		ATTACHING PARTS -----		
-24	AN500A8-5	SCREW -----	1	
-25	AN74203	CLAMP -----	2	
	S1021Z8-14	SCREW -----	2	
	NAS446-4-3	NUT -----	2	
-26	0450258	CLAMP -----	1	
-27	NAS43DD3-23	SPACER -----	2	
		---*---		
-28	0541174-1	PLATE -----	1	
		ATTACHING PARTS -----		
	S1021Z8-8	SCREW -----	2	
	NAS446-4-3	NUT -----	2	
		---*---		
-29	0541172-1	SPRING-RETURN -----	1	
-30	0541173-1	SPRING -----	2	
-31	S1099-1-4.00	CHAIN -----	1	
-32	S1099-1-3.30	CHAIN -----	1	
-33	0541178-1	LINK-PARKING BRAKE CHAIN -----	2	

CONTINUED ON NEXT PAGE

FIGURE AND INDEX NO.	PART NUMBER	DESCRIPTION	UNITS PER ASSY	USABLE ON CODE
142 -		PARKING BRAKE INSTALLATION -----	NP	B
-34	0713070-37	ANGLE -----	1	
		ATTACHING PARTS -----		
-35	0513331-2	SUPPORT -----	1	
-36	0713070-36	ANGLE -----	1	
-37	AN3-3A	BOLT -----	2	
-38	MS21044N3	NUT -----	2	
		---*---		
-39	0713070-5	ANGLE -----	1	
-40	0713070-4	RACK-POSITIONING -----	1	
-41	0813150-55	HANDLE ASSEMBLY-PARKING BRAKE -----	1	
		ATTACHING PARTS -----		
-42	0813156-4	HOUSING ASSEMBLY-BRAKE -----	1	
-43	0713070-25	CLAMP -----	1	
-44	0713070-32	SPACER -----	1	
-45	0713070-15	SPACER -----	1	
-46	AN3-6A	BOLT -----	2	
-47	MS21044N3	NUT -----	2	
		---*---		
-48	0811490-6	HANDLE-PARKING BRAKE -----	1	
	0813150-54	TUBE-PARKING BRAKE -----	1	
	NAS561-5-12	ROLL PIN EN -----	1	
-49	0510105-70	CABLE -----	1	
-50	MS20392-4C13	PIN -----	1	
-51	MS24665-281	PIN-COTTER -----	1	
-52	0713070-9	BELLCRANK ASSEMBLY -----	1	
		ATTACHING PARTS -----		
-53	AN3-13A	BOLT -----	1	
	0713070-19	SPACER -----	1	
-54	MS21044N3	NUT -----	1	
		---*---		
-55	S378-1L	PULLEY -----	1	
		ATTACHING PARTS -----		
-56	AN3-5A	BOLT -----	1	
-57	MS21044N3	NUT -----	1	
		---*---		
-58	0713070-28	TUBE & CABLE ASSEMBLY -----	1	
		ATTACHING PARTS -----		
-59	0713070-6	POSITIONING ARM -----	1	
-60	MS24665-132	PIN-COTTER -----	1	
		---*---		
-61	0713063	SPRING -----	1	
-62	0713070-24	CATCH -----	1	
-63	MS24665-132	PIN-COTTER -----	1	
-64	0713070-20	BRACKET ASSEMBLY -----	1	
		A---172 SERIAL 17249545 THRU 17250572 P172 SERIAL P17257120 THRU P17257188 F172 SERIAL F172-0001 THRU F172-0018 FP172 SERIAL FP172-0001 THRU FP172-0003		
		B---172 SERIAL 17250573 THRU 17256512 F172 SERIAL F172-0019 THRU F172-0559		
		C---172 SERIAL 17249545 THRU 17251822 F172 SERIAL F172-0001 THRU F172-0099 P172 SERIAL P17257120 THRU P17257188 FP172 SERIAL FP172-0001 THRU FP172-0003		
		D---172 SERIAL 17251823 THRU 17253842 F172 SERIAL F172-0100 THRU F172-0303		
		E---172 SERIAL 17253843 THRU 17256512 F172 SERIAL F172-0304 THRU F172-0559		

This page intentionally left blank.

Brake System



172 SERIAL 17256513 THRU 17259223
F172 SERIAL F172-0560 THRU F17200754

Figure 143. Brake System Installation



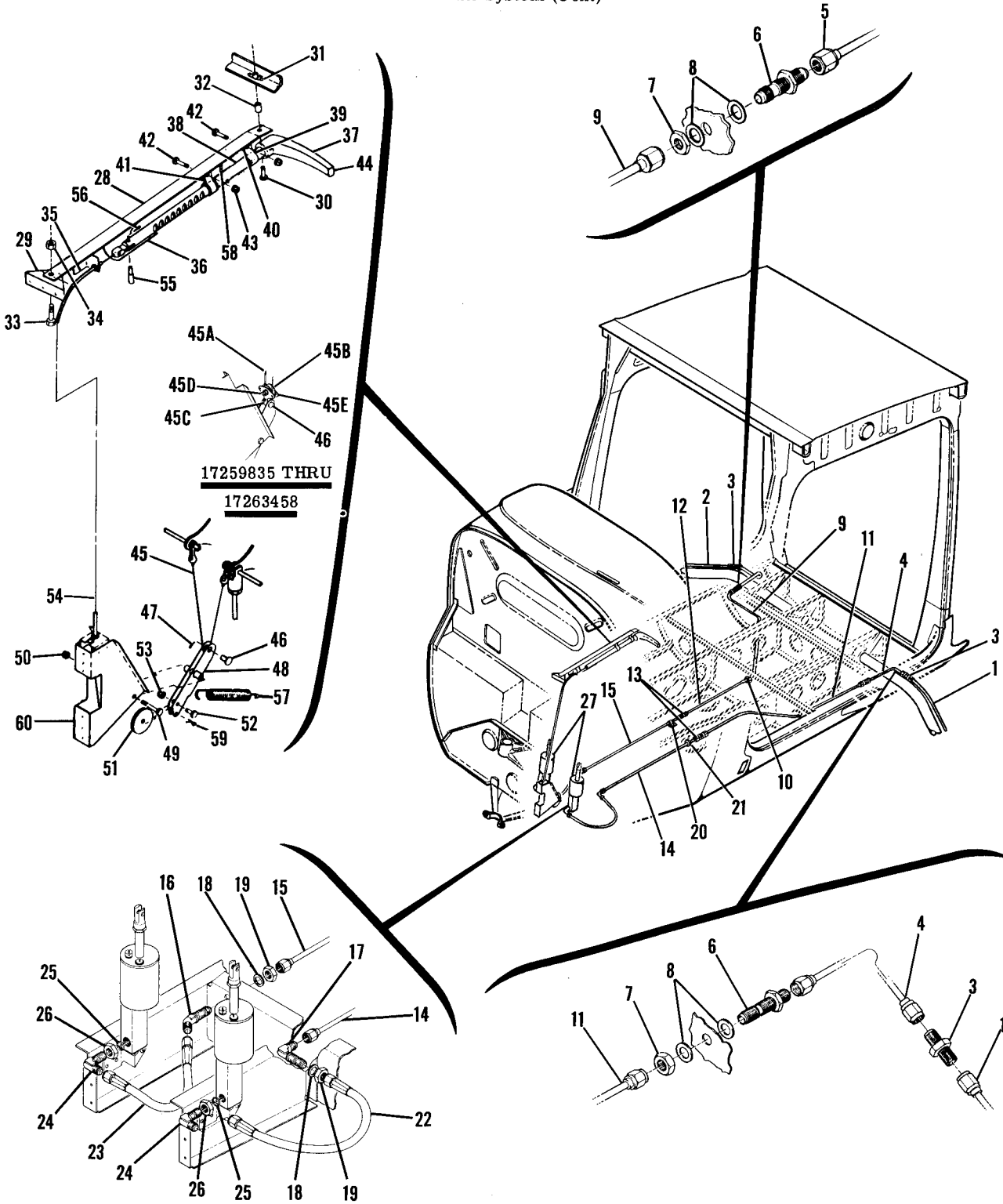
FIGURE AND INDEX NO.	PART NUMBER	DESCRIPTION	UNITS PER ASSY	USABLE ON CODE
		1 2 3 4 5 6 7		
143 -		BRAKE SYSTEM INSTALLATION -----	NP	A
- 1	0500118-61	LINE ASSEMBLY-BRAKE LH WHEN EXHAUSTED USE 0500118-84 -----	1	B
	0500118-84	LINE ASSEMBLY-BRAKE LH -----	1	B
	0500118-77	LINE ASSEMBLY-BRAKE LH WHEN EXHAUSTED USE 0500118-91 -----	1	C
	0500118-91	LINE ASSEMBLY-BRAKE LH -----	1	D
- 2	0500118-62	LINE ASSEMBLY-BRAKE RH WHEN EXHAUSTED USE 0500118-85 -----	1	B
	0500118-85	LINE ASSEMBLY-BRAKE RH -----	1	B
	0500118-76	LINE ASSEMBLY-BRAKE RH WHEN EXHAUSTED USE 0500118-92 -----	1	C
	0500118-92	LINE ASSEMBLY-BRAKE RH -----	1	D
		ATTACHING PARTS -----		
- 3	AN832-3D	UNION -----	1	
- 4	AN924-3D	NUT -----	1	
- 5	AN960-716	WASHER -----	2	
		-----*		
- 6	0500118-64	LINE ASSEMBLY-BRAKE RH WHEN EXHAUSTED USE 0500118-87 -----	1	E
	0500118-87	LINE ASSEMBLY-BRAKE RH -----	1	D
		ATTACHING PARTS -----		
- 7	AN837-3D	ELBOW -----	1	
	AN924-3D	NUT -----	1	
	AN960-716	WASHER -----	2	
		-----*		
- 8	0500118-63	LINE ASSEMBLY-BRAKE LH WHEN EXHAUSTED USE 0500118-86 -----	1	E
	0500118-86	LINE ASSEMBLY-BRAKE LH -----	1	D
- 9	0500118-65	LINE ASSEMBLY-BRAKE RH WHEN EXHAUSTED USE 0500118-88 -----	1	E
	0500118-88	LINE ASSEMBLY-BRAKE RH -----	1	D
		ATTACHING PARTS -----		
-10	AN815-3D	UNION -----	1	
		-----*		
-11	0500118-67	LINE ASSEMBLY-BRAKE LH WHEN EXHAUSTED USE 0500118-90 -----	1	E
	0500118-90	LINE ASSEMBLY-BRAKE LH -----	1	D
-12	0500118-66	LINE ASSEMBLY-BRAKE RH WHEN EXHAUSTED USE 0500118-89 -----	1	E
	0500118-89	LINE ASSEMBLY-BRAKE RH -----	1	D
		ATTACHING PARTS -----		
-13	AN837-3D	ELBOW-RH ONLY -----	1	
-14	AN833-3D	ELBOW-LH ONLY -----	1	
-15	AN960-716	WASHER -----	2	
-16	AN924-3D	NUT -----	1	
-17	S1153-1	BRACKET-RH ONLY -----	1	
	MS21919DG3	CLAMP-RH ONLY -----	1	
	S102128-8	SCREW-RH ONLY -----	2	
		-----*		
-18	MS35489-36S	GROMMET -----	1	
-19	S1167-3-0100	HOSE ASSEMBLY-MASTER CYLINDER TO ELBOW LH -----	1	
-20	S1167-3-0085	HOSE ASSEMBLY-MASTER CYLINDER TO ELBOW RH -----	1	
		ATTACHING PARTS -----		
-21	AN921-3D	ELBOW -----	1	
-22	MS28778-3	GASKET -----	1	
-23	AN924-3D	NUT -----	1	
		-----*		
-24	SEE FIG 146	MASTER BRAKE CYLINDER -----	2	
		PARKING BRAKE INSTALLATION -----	NP	
-25	0713070-37	ANGLE -----	1	
		ATTACHING PARTS -----		
-26	0513331-2	SUPPORT -----	1	
-27	0713070-36	ANGLE -----	1	
-28	AN3-3A	BOLT -----	2	
-29	MS21044N3	NUT -----	2	
		-----*		
-30	0713070-5	ANGLE -----	1	
-31	0713070-4	RACK-POSITIONING -----	1	
-32	0813150-55	HANDLE ASSEMBLY-PARKING BRAKE -----	1	
		ATTACHING PARTS -----		
-33	0813156-4	HOUSING ASSEMBLY-BRAKE -----	1	
-34	0713070-25	CLAMP -----	1	
-35	0713070-32	SPACER -----	1	
-36	0713070-15	SPACER -----	1	
-37	AN3-6A	BOLT -----	2	
-38	MS21044N3	NUT -----	2	
		-----*		
-39	0811490-6	HANDLE-PARKING BRAKE -----	1	
	0813150-54	TUBE-PARKING BRAKE -----	1	
	NAS561-5-12	ROLL PIN EN -----	1	
-40	0510105-70	CABLE -----	1	
-41	MS20392-4C13	PIN -----	1	
-42	MS24665-281	COTTER PIN -----	1	

CONTINUED ON NEXT PAGE

FIGURE AND INDEX NO.	PART NUMBER	DESCRIPTION	UNITS PER ASSY	USABLE ON CODE
		1 2 3 4 5 6 7		
143 -43	0713070-9	BELLCRANK ASSEMBLY -----	1	
		ATTACHING PARTS -----		
-44	AN3-13A	BOLT -----	1	
	0713070-19	SPACER -----	1	
-45	MS21044N3	NUT -----	1	
		---*---		
-46	S378-1L	PULLEY -----	1	
		ATTACHING PARTS -----		
-47	AN3-5A	BOLT -----	1	
-48	MS21044N3	NUT -----	1	
		---*---		
-49	0713070-28	TUBE & CABLE ASSEMBLY -----	1	
		ATTACHING PARTS -----		
-50	0713070-6	POSITIONING ARM -----	1	
-51	MS24665-132	COTTER PIN -----	1	
		---*---		
-52	0713063	SPRING -----	1	
-53	0713070-24	CATCH -----	1	
	AN960-4	WASHER -----	1	
-54	MS24665-132	COTTER PIN -----	1	
-55	0713070-20	BRACKET ASSEMBLY -----	1	
		 A---172 SERIAL 17256513 THRU 17259223 F172 SERIAL F172-0560 THRU F17200754 B---172 SERIAL 17256513 THRU 17257161 C---172 SERIAL 17257162 THRU 17258719 F172 SERIAL F172-0560 THRU F17200739 D---172 SERIAL 17258720 THRU 17259223 F172 SERIAL F17200740 THRU F17200754 E---172 SERIAL 17256513 THRU 17258519 F172 SERIAL F172-0560 THRU F17200739		

This page intentionally left blank.

Brake System (Cont)



172 SERIAL 17259224 THRU 17263458
F172 SERIAL F17200755 THRU F17201234

Figure 144. Brake System



FIGURE AND INDEX NO.	PART NUMBER	DESCRIPTION	UNITS PER ASSY	USABLE ON CODE
		1 2 3 4 5 6 7		
144 -		BRAKE SYSTEM -----	NP	A
- 1	0500118-126	LINE ASSEMBLY-BRAKE LH -----	1	
- 2	0500118-127	LINE ASSEMBLY-BRAKE RH -----	1	
		ATTACHING PARTS -----		
- 3	AN815-3D	UNION -----	1	
		-----*		
- 4	0500118-128	LINE ASSEMBLY-BRAKE LH -----	1	
- 5	0500118-129	LINE ASSEMBLY-BRAKE RH -----	1	
		ATTACHING PARTS -----		
- 6	AN832-3D	UNION -----	1	
- 7	AN924-3D	NUT -----	1	
- 8	AN960-716	WASHER -----	2	
		-----*		
- 9	0500118-87	LINE ASSEMBLY-BRAKE RH -----	1	
		ATTACHING PARTS -----		
-10	AN837-3D	ELBOW -----	1	
	AN924-3D	NUT -----	1	
	AN960-716	WASHER -----	2	
		-----*		
-11	0500118-86	LINE ASSEMBLY-BRAKE LH -----	1	
-12	0500118-88	LINE ASSEMBLY-BRAKE RH -----	1	
		ATTACHING PARTS -----		
-13	AN815-3D	UNION -----	1	
		-----*		
-14	0500118-90	LINE ASSEMBLY-BRAKE LH -----	1	
-15	0500118-89	LINE ASSEMBLY-BRAKE RH -----	1	
		ATTACHING PARTS -----		
-16	AN837-3D	ELBOW-RH ONLY -----	1	
-17	AN833-3D	ELBOW-LH ONLY -----	1	
-18	AN960-716	WASHER -----	2	
-19	AN924-3D	NUT -----	2	
-20	S1153-1	BRACKET-RH ONLY -----	1	
	MS21919DG3	CLAMP-RH ONLY -----	1	
	S1021Z8-8	SCREW-RH ONLY -----	2	
		-----*		
-21	MS35489-36S	GROMMET -----	1	
-22	S1167C3-0100	HOSE ASSEMBLY-MASTER CYLINDER TO ELBOW LH -----	1	
-23	S1167-3-0085	HOSE ASSEMBLY-MASTER CYLINDER TO ELBOW RH -----	1	
		ATTACHING PARTS -----		
-24	AN921-3D	ELBOW -----	1	
-25	MS28778-3	GASKET -----	1	
-26	AN924-3D	NUT -----	1	
		-----*		
-27	SEE FIG 146	MASTER BRAKE CYLINDER -----	2	
		PARKING BRAKE INSTALLATION -----	NP	
-28	0713070-37	ANGLE -----	1	
		ATTACHING PARTS -----		
-29	0713070-36	ANGLE -----	1	
-30	AN520-10R12	SCREW -----	1	
-31	MS20364-1032C	NUT -----	1	
-32	NAS430D3-32	SPACER -----	1	
-33	AN3-3A	BOLT -----	1	
-34	MS21045L3	NUT -----	1	
		-----*		
-35	0713070-5	ANGLE -----	1	
-36	0713070-4	RACK-POSITIONING -----	1	
-37	0813150-55	HANDLE ASSEMBLY-PARKING BRAKE -----	1	
		ATTACHING PARTS -----		
-38	0813156-4	HOUSING ASSEMBLY-BRAKE -----	1	
-39	0713070-25	CLAMP -----	1	
-40	0713070-32	SPACER -----	1	
-41	0713070-15	SPACER -----	1	
-42	AN3-6A	BOLT -----	2	
-43	MS21045L3	NUT -----	2	
		-----*		
CONTINUED ON NEXT PAGE				

FIGURE AND INDEX NO.	PART NUMBER	DESCRIPTION							UNITS PER ASSY	USABLE ON CODE
		1	2	3	4	5	6	7		
144 -44	0811490-75								1	
	0813150-54								1	
	NAS561-5-12								1	
-45	0510105-70								1	B
-45A	0510105-232								1	C
-45B	S1710-1								1	C
-45C	0713959-1								1	C
-45D	AN3-6A								1	C
	0411783								1	C
	AN960-10L								1	C
	MS21044N3								1	C
-45E	MS24665-134								3	C
-46	MS20392-4C13								1	
-47	MS24665-281								1	
-48	0713070-9								1	
-49	AN3-13A								1	
	0713070-19								1	
-50	MS21045L3								1	
-51	S378-1L								1	
-52	AN3-5A								1	
-53	MS21045L3								1	
-54	0713070-28								1	
-55	0713070-6								1	
-56	MS24665-132								1	
-57	0713063								1	
-58	0713070-24								1	
	AN960-4								1	
-59	MS24665-132								1	
-60	0713070-20								1	
		A---172 SERIAL 17259224 THRU 17263458 F172 SERIAL F17200755 THRU F17201234 B---172 SERIAL 17259224 THRU 17259834 F172 SERIAL F17200755 THRU 17200820 C---172 SERIAL 17259835 THRU 17263458 F172 SERIAL F17200821 THRU F17201234								



FIGURE AND INDEX NO.	PART NUMBER	DESCRIPTION	UNITS PER ASSY	USABLE ON CODE
		1 2 3 4 5 6 7		
145 -		PEDAL INSTALLATION-RUDDER & BRAKE LH -----	NP	
- 1	1460320-1	PEDAL-BRAKE & RUDDER -----	2	
		ATTACHING PARTS		
- 2	1460501-21	SHAFT -----	1	
- 3	MS24665-285	PIN-COTTER -----	2	
- 4	0411778-3	SHAFT -----	1	
- 5	MS24665-132	PIN-COTTER -----	2	
		---*---		
- 6	0310196-12	SPRING-BRAKE & RUDDER RETURN RH -----	1	
- 7	0310196-5	SPRING-BRAKE & RUDDER RETURN LH -----	1	
- 8	0411307	ARM-RUDDER BAR -----	2	
		ATTACHING PARTS		
- 9	AN3-11A	BOLT -----	1	
-10	MS21045L3	NUT -----	1	
		---*---		
-11	0541138-20	CYLINDER ASSEMBLY-BRAKE -----	2	A
	0541138-16	CYLINDER ASSEMBLY-BRAKE -----	2	B
	0541138-22	CYLINDER ASSEMBLY-BRAKE -----	2	E
		ATTACHING PARTS		
-12	MS20392-2C15	PIN -----	1	
-13	MS24665-132	PIN-COTTER -----	1	
		---*---		
CONTINUED ON NEXT PAGE				

Control Pedals

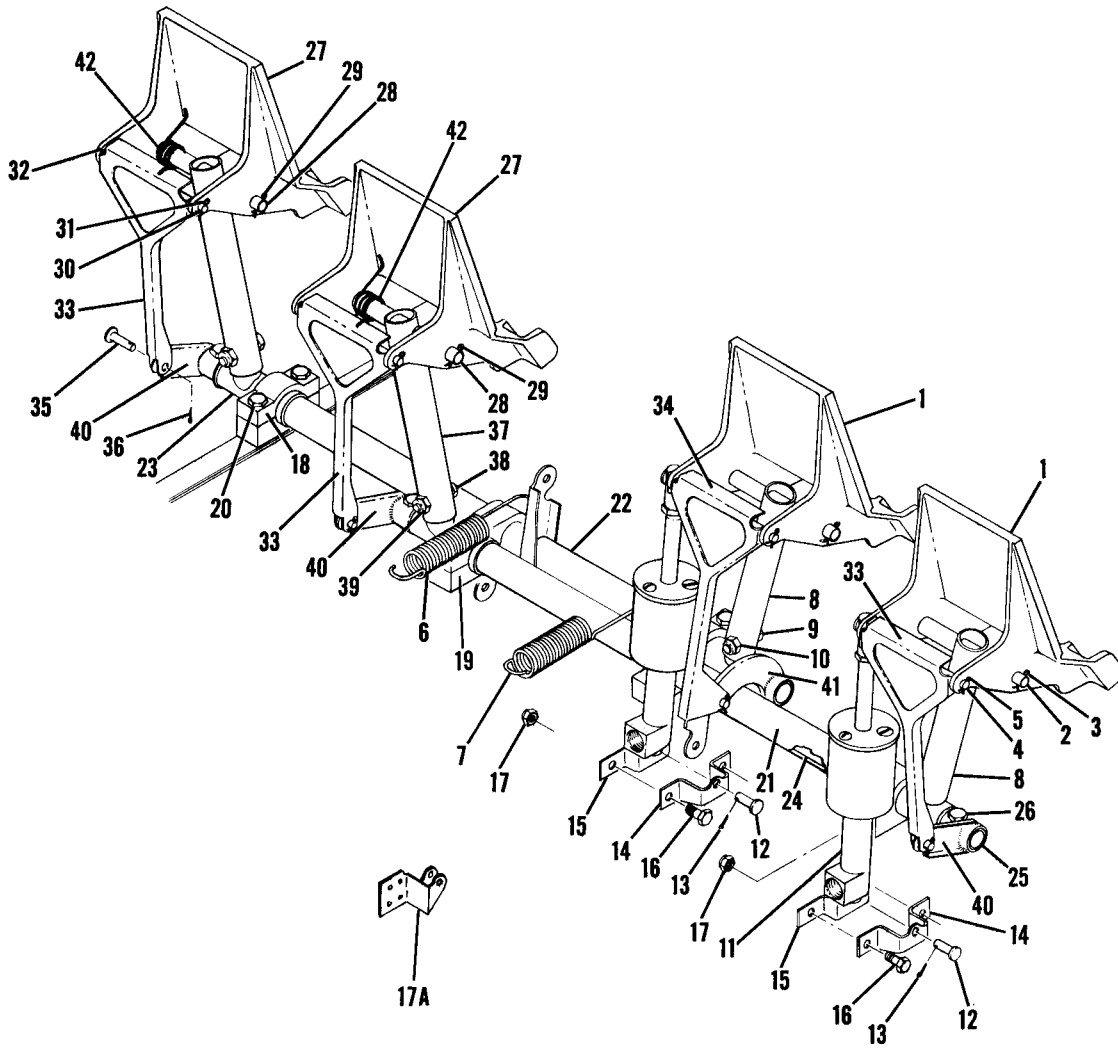


Figure 145. Brake & Rudder Pedals Installation

FIGURE AND INDEX NO.	PART NUMBER	DESCRIPTION	UNITS PER ASSY	USABLE ON CODE
		1 2 3 4 5 6 7		
145 -14	0411550	BRACKET-BRAKE CYLINDER OUTSIDE -----	2	C
-15	0411549	BRACKET-BRAKE CYLINDER INSIDE -----	2	C
		ATTACHING PARTS -----		
-16	AN3-4A	BOLT -----	2	C
-17	MS21045L3	NUT -----	2	C
		-----*		
-17A	0713624-2	ANCHOR-MASTER CYLINDER -----	2	D
-18	S1674-1	BEARING-TORQUE TUBE -----	4	
-19	S1675-1	BEARING-TORQUE TUBE -----	4	
		ATTACHING PARTS -----		
-20	AN3-16A	BOLT -----	2	
	AN960-10	WASHER -----	2	
	MS21045L3	NUT -----	2	
		-----*		
-21	0411306-14	WELD ASSEMBLY -----	1	
-22	0411306-13	WELD ASSEMBLY -----	1	
-23	S1003-43A	BEARING -----	4	
-24	0411565	TUBE-DUAL BRAKE -----	2	
-25	0411562	HUB-DUAL BRAKE -----	4	
		ATTACHING PARTS -----		
-26	AN3-10A	BOLT -----	1	
	MS21045L3	NUT -----	1	
		-----*		
-27	1460320-1	PEDAL INSTALLATION-BRAKE & RUDDER RH -----	NP	
		PEDAL-BRAKE & RUDDER -----	2	
		ATTACHING PARTS -----		
-28	1460501-21	SHAFT -----	1	
-29	MS24665-285	PIN-COTTER -----	2	
-30	0411778-2	SHAFT -----	1	
-31	MS24665-132	PIN-COTTER -----	2	
-32	NAS42HT6-8	SPACER -----	1	
	S1438-2	WASHER -----	AR	
		-----*		
-33	0411564	LINK-DUAL BRAKES -----	3	
-34	0411564-3	LINK-DUAL BRAKES -----	1	
		ATTACHING PARTS -----		
-35	MS20392-2C15	PIN -----	1	
-36	MS24665-132	PIN-COTTER -----	1	
	NAS43HT3-12	SPACER -----	1	
		-----*		
-37	0411307	ARM-RUDDER BAR -----	2	
		ATTACHING PARTS -----		
-38	AN3-11A	BOLT -----	1	
-39	MS21045L3	NUT -----	1	
		-----*		
-40	0411563	BELLCRANK ASSEMBLY -----	3	
-41	0411573-1	BELLCRANK ASSEMBLY -----	1	
-42	1460505-1	SPRING -----	2	
		 A---172 SERIAL 17249545 THRU 17250572 P172 SERIAL P17257120 THRU P17257188 F172 SERIAL F172-0001 THRU F172-0018 FP172 SERIAL FP172-0001 THRU FP172-0003 B---172 SERIAL 17250573 THRU 17256512 F172 SERIAL F172-0019 THRU F172-0559 C---172 SERIAL 17249545 THRU 17252327 F172 SERIAL F172-0001 THRU F172-0159 P172 SERIAL P17257120 THRU P17257188 FP172 SERIAL FP172-0001 THRU FP172-0003 D---172 SERIAL 17252328 THRU 17263458 F172 SERIAL F172-0160 THRU F17201234 E---172 SERIAL 17256513 THRU 17263458 F172 SERIAL F172-0560 THRU F17201234		

Brake Cylinder

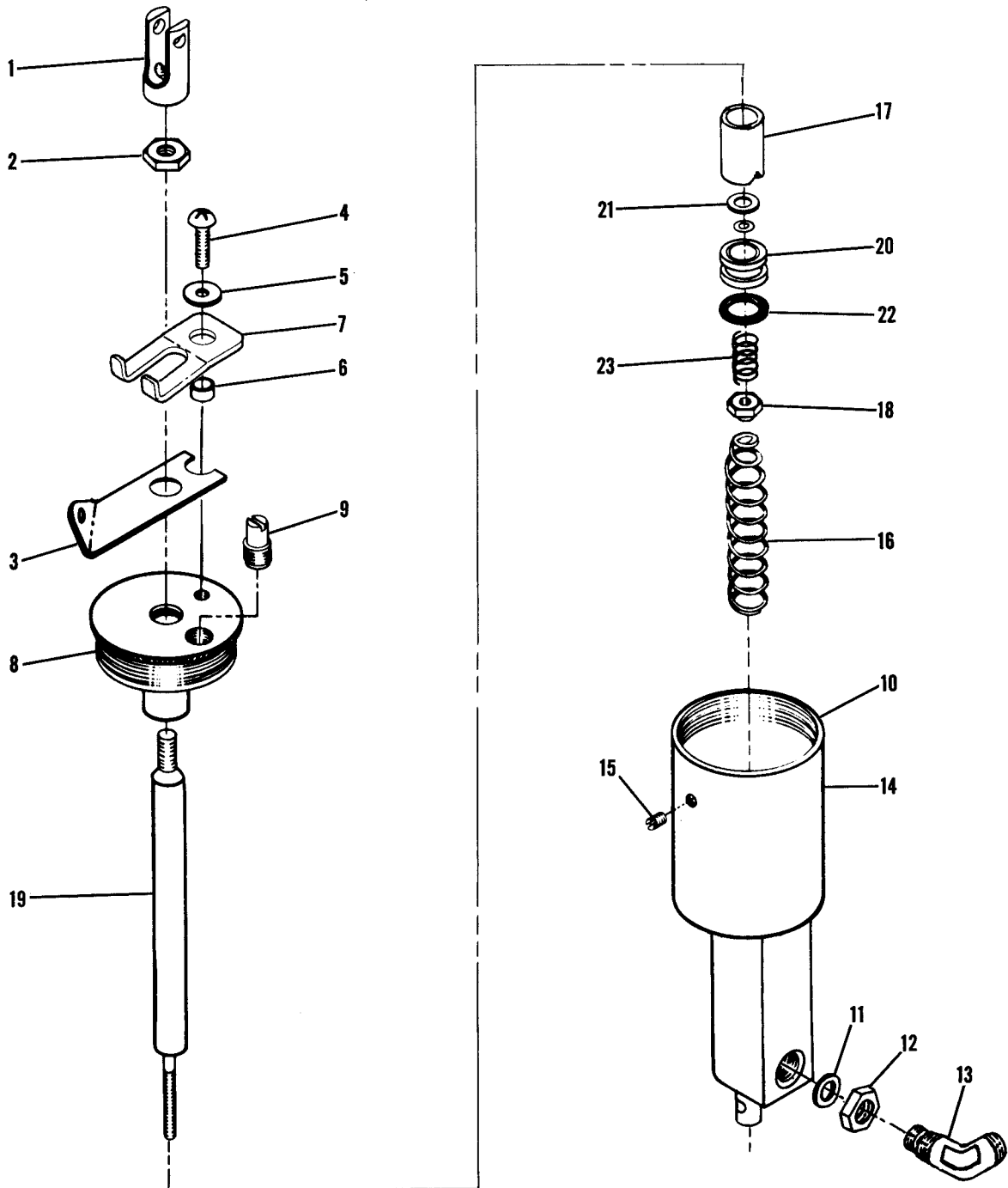
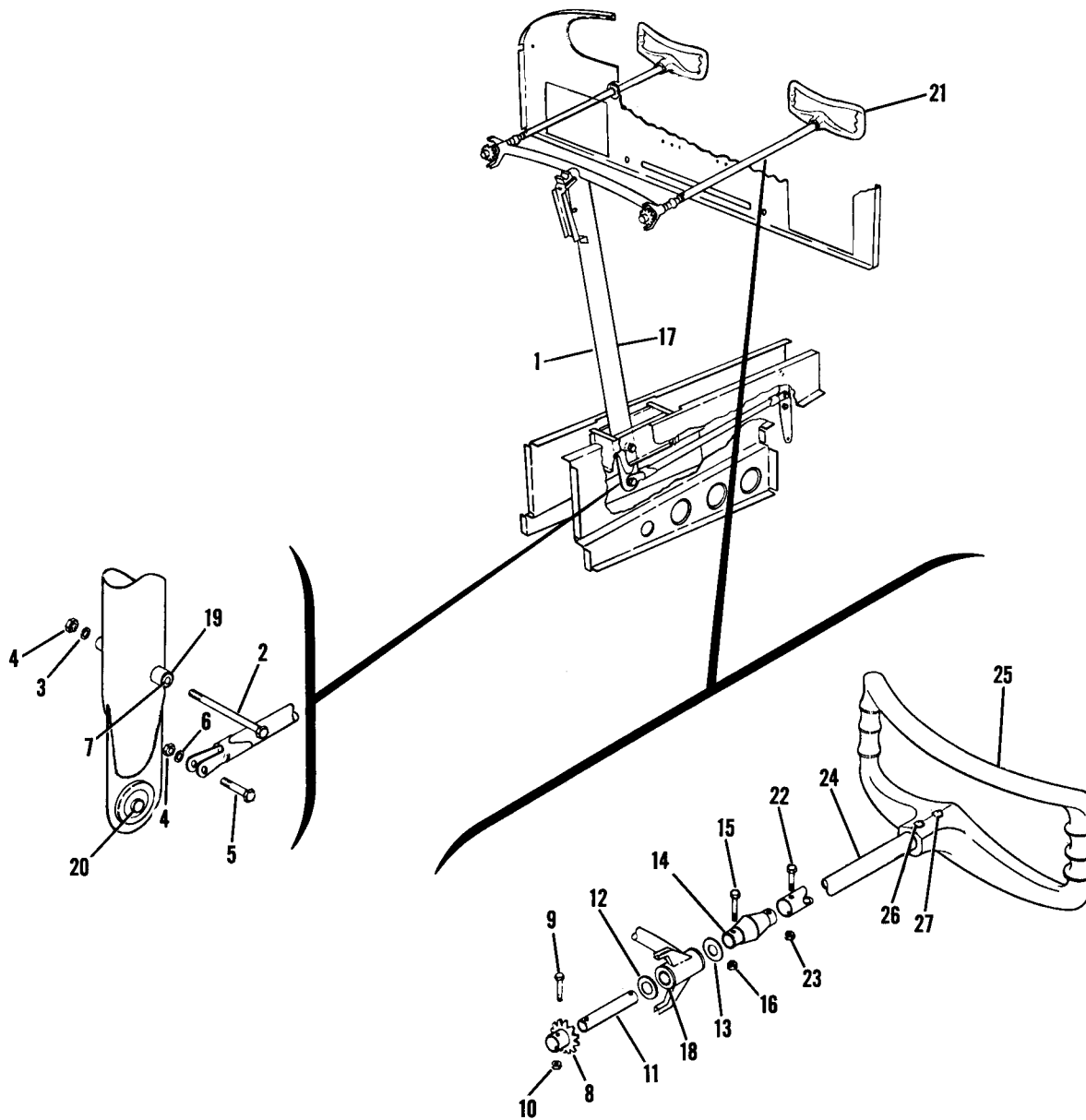
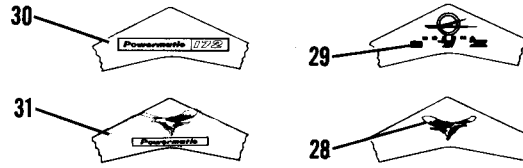


Figure 146. Master Brake Cylinder Assembly

FIGURE AND INDEX NO.	PART NUMBER	DESCRIPTION	UNITS PER ASSY	USABLE ON CODE
		1 2 3 4 5 6 7		
146 -	0541138-20	CYLINDER ASSEMBLY-MASTER BRAKE -----	2	A
	0541138-16	CYLINDER ASSEMBLY-MASTER BRAKE -----	2	B
	0541138-22	CYLINDER ASSEMBLY-MASTER BRAKE -----	2	D
- 1	0541140	CLEVIS-ROD END -----	1	
- 2	AN316-4R	NUT-CHECK -----	1	
- 3	0541165-1	PLATE-LOCK -----	1	A
		ATTACHING PARTS		
- 4	AN515-10R8	SCREW-MACHINE -----	1	
- 5	AN960-10	WASHER -----	1	A
- 6	0541146-1	SPACER -----	1	A
		-----*		
- 7	0541167-1	SPRING-PARKING BRAKE -----	1	A
- 8	0541151	COVER-MASTER CYLINDER -----	1	
- 9	0541139	PLUG-FILLER -----	1	
-10	0541147-2	BODY-MASTER WHEN EXHAUSTED USE 0541184-200 -----	1	A
	0541184-200	BODY-MASTER CYLINDER -----	1	C
-11	AN902-4	GASKET USE WITH 0541147-2 -----	1	
	MS28778-4	GASKET USE WITH 0541184-200 -----	1	
-12	AN924-4D	NUT -----	1	
-13	AN921-4D	ELBOW -----	1	
-14	0541184-2	BODY-MASTER CYLINDER -----	1	D
	0541184-1	BODY-MASTER CYLINDER -----	1	B
-15	AN565D6-3	SCREW -----	1	
-16	0541148	SPRING-PISTON RETURN -----	1	
-17	0541149	SLEEVE-PISTON ROD -----	1	
	0541138-5	PISTON ASSEMBLY-MASTER CYLINDER -----	1	
-18	22FH632	NUT SPS -----	1	
-19	0541144	ROD -----	1	
-20	0541143	PISTON -----	1	
-21	800-001-6	LOCK-O-SEAL WFRG -----	1	
-22	MS28775-110	O RING -----	1	
-23	0541148-1	SPRING -----	1	
		A---172 SERIAL 17249545 THRU 17250572 P172 SERIAL P17257120 THRU P17257188 F172 SERIAL F172-0001 THRU F172-0018 FP172 SERIAL FP172-0001 THRU FP172-0003		
		B---172 SERIAL 17250573 THRU 17256512 F172 SERIAL F172-0019 THRU F172-0559		
		C---172 SERIAL 17249545 THRU 17256512 F172 SERIAL F172-0001 THRU F17201234 P172 SERIAL P17257120 THRU P17257188 FP172 SERIAL FP172-0001 THRU FP172-0003		
		D---172 SERIAL 17256513 THRU 17263458 F172 SERIAL F172-0560 THRU F17201234		

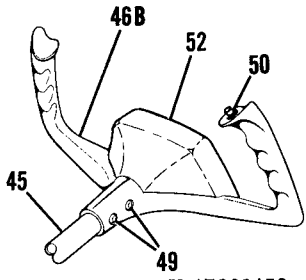
Flight Controls



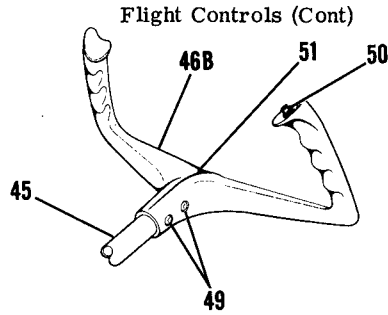
172 SERIAL 17249545 THRU 17250572
P172 SERIAL P17257120 THRU P17257188

Figure 147. Control Tee Installation

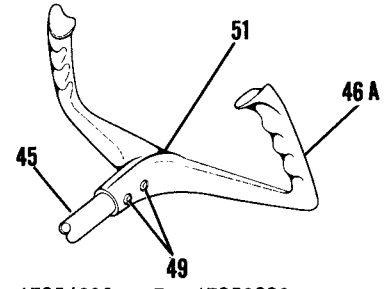
FIGURE AND INDEX NO.	PART NUMBER	DESCRIPTION	UNITS PER ASSY	USABLE ON CODE
147 -		1 2 3 4 5 6 7		
- 1	0411221-4	CONTROL TEE INSTALLATION ----- CONTROL TEE ASSEMBLY ----- ATTACHING PARTS -----	NP 1	E
- 2	AN4-31	BOLT -----	1	
- 3	AN960-416L	WASHER -----	2	
- 4	MS21042L4	NUT -----	2	
- 5	AN4-10A	BOLT -----	1	
- 6	AN960-416	WASHER -----	1	
- 7	S18-30	BUSHING ----- -----*-----	1	
- 8	0411047	SPROCKET-AILERON CHAIN ----- ATTACHING PARTS -----	2	
- 9	AN3-11A	BOLT -----	1	
-10	MS21044N3	NUT ----- -----*-----	1	
-11	0411255	SHAFT -----	2	
-12	AN960-816	WASHER -----	2	
-13	AN960A816L	WASHER -----	AR	
-14	0411257	UNIVERSAL JOINT ----- ATTACHING PARTS -----	2	
-15	AN3-10A	BOLT -----	1	
-16	MS21044N3	NUT ----- -----*-----	1	
-17	0411326-4	MACHINING ASSEMBLY-CONTROL TEE -----	1	
-18	F620	BUSHING AXD -----	4	
-19	B610	BEARING TOR -----	2	
	B610-P	BEARING TOR ALTERNATE -----	2	
	B610-0H	BEARING TOR ALTERNATE -----	2	
-20	MS20200KP4	BEARING -----	1	
-21	0513182-8	CONTROL WHEEL ASSEMBLY -----	2	C
	0513182-2	CONTROL WHEEL ASSEMBLY -----	2	A
	0513182-9	CONTROL WHEEL ASSEMBLY -----	2	D
	0513182-10	CONTROL WHEEL ASSEMBLY ----- ATTACHING PARTS -----	2	B
-22	AN3-10A	BOLT -----	1	
-23	MS21044N3	NUT ----- -----*-----	1	
-24	0413213-2	TUBE CONTROL -----	1	
-25	0513166-1	WHEEL ----- ATTACHING PARTS -----	1	
-26	0413216	RIVET -----	1	
-27	0413216-4	RIVET ----- -----*-----	1	
-28	0500109-3	PLACARD -----	1	C
-29	0500084-1	PLACARD -----	1	A
-30	0500124-2	PLACARD -----	1	B
-31	0500124-1	PLACARD -----	1	D
<p>A---172 SERIAL 17249545 THRU 17250572 F172 SERIAL F172-0001 THRU F172-0018</p> <p>B---P172 SERIAL P17257120 THRU P17257188 FP172 SERIAL FP172-0001 THRU FP172-0003</p> <p>C---172 SKYHAWK SERIAL 17249545 THRU 17250572</p> <p>D---P172 SKYHAWK SERIAL P17257120 THRU P17257188</p> <p>E---172 SERIAL 17249545 THRU 17250572 F172 SERIAL F172-0001 THRU F172-0018 P172 SERIAL P17257120 THRU P17257188 FP172 SERIAL FP172-0001 THRU FP172-0003</p>				



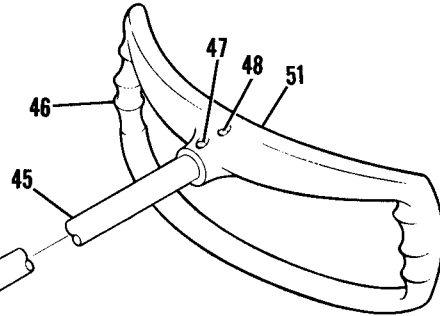
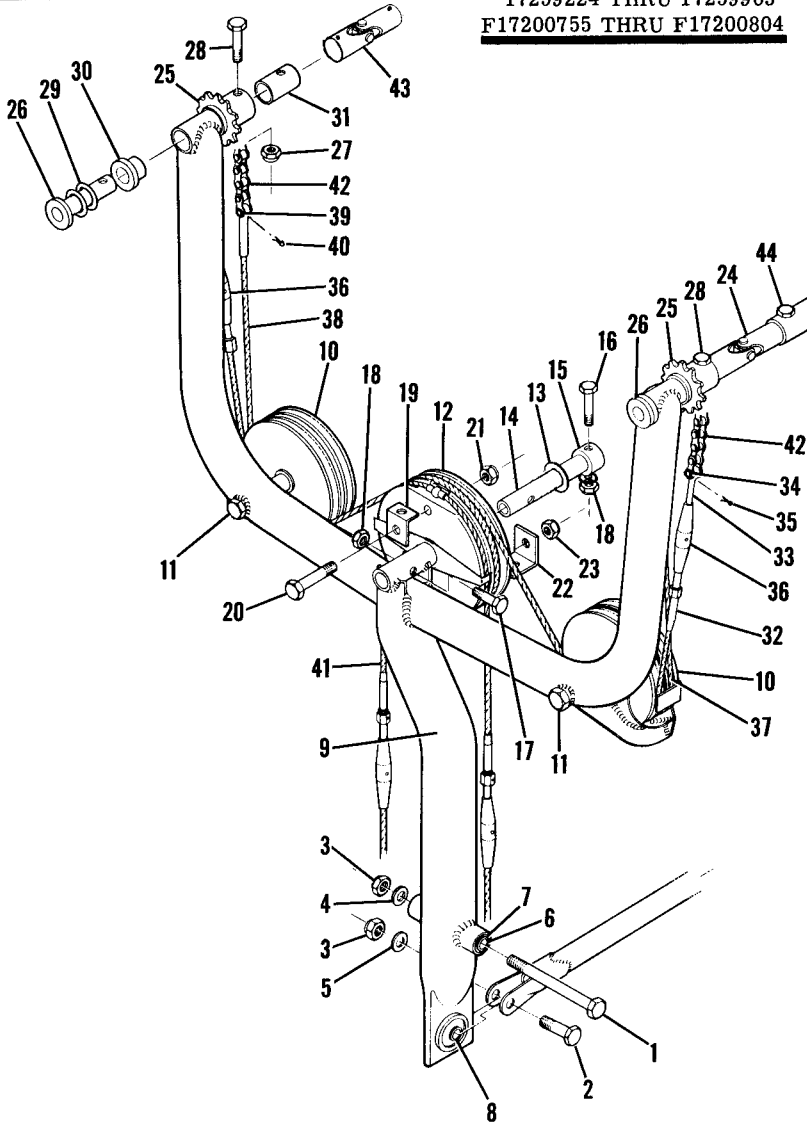
17259904 THRU 17263458
F17200805 THRU F17201234



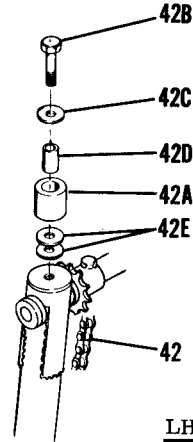
17259224 THRU 17259903
F17200755 THRU F17200804



17254893 THRU 17259223
F172-0320 THRU F17200754



17250573 THRU 17254892
F172-0019 THRU F172-0319



LH ONLY

172 SERIAL 17256513 THRU 17256649
WITH NAV-O-MATIC SYSTEM
172 SERIAL 17256650 THRU 17263458
ALL AIRCRAFT

172 SERIAL 17250573 THRU 17263458
F172 SERIAL F172-0019 THRU F17201234

Figure 148. Control Yoke Installation

FIGURE AND INDEX NO.	PART NUMBER	DESCRIPTION	UNITS PER ASSY	USABLE ON CODE
		1 2 3 4 5 6 7		
148 -		CONTROL YOKE INSTALLATION -----	NP	A
	0560006-1	YOKE ASSEMBLY-CONTROL -----	1	B
	0560006-5	YOKE ASSEMBLY-CONTROL -----	1	C
	0560006-6	YOKE ASSEMBLY-CONTROL -----	1	N
		ATTACHING PARTS		
- 1	AN4-31A	BOLT -----	1	
- 2	AN4-10A	BOLT -----	1	
- 3	MS21042L4	NUT -----	2	
- 4	AN960-416L	WASHER -----	1	
- 5	AN960-416	WASHER -----	1	
- 6	0513251-1	BUSHING -----	1	
- 7	B610	BEARING TOR -----	1	
- 8	AN200KS4	BEARING -----	1	
		---*---		
- 9	0511782-1	WELD ASSY-YOKE -----	1	B
	0511782-16	WELD ASSEMBLY-YOKE -----	1	C
	0511782-17	WELD ASSEMBLY-YOKE -----	1	N
-10	S378-4	PULLEY -----	4	
-11	AN4-30A	BOLT -----	2	
	MS21042L4	NUT -----	2	
-12	0511783-1	DRUM ASSEMBLY -----	1	
		ATTACHING PARTS		
-13	AN960-816L	WASHER -----	2	
-14	0511784-1	SHAFT -----	1	
-15	0511787-1	RETAINER -----	1	
-16	AN3-11A	BOLT -----	1	
	AN960-10	WASHER -----	1	
-17	AN3-10A	BOLT -----	1	
-18	MS21044N3	NUT -----	2	
		---*---		
-19	0511786-1	CLAMP -----	1	
		ATTACHING PARTS		
-20	AN3-13A	BOLT -----	1	
-21	MS21044N3	NUT -----	1	
		---*---		
-22	0511786-2	CLAMP -----	1	
		ATTACHING PARTS		
-23	AN3-12A	BOLT -----	1	
	MS21044N3	NUT -----	1	
		---*---		
-24	0411257	JOINT-UNIVERSAL LH ONLY -----	1	
	S1495-10	HOSE 1.12 IN LG BJLK ITEM REF S1495-10-1.12 -----	1	
-25	0511785-1	SPROCKET -----	2	
		ATTACHING PARTS		
-26	0511788-1	SHAFT -----	1	
-27	MS21044N3	NUT -----	1	
-28	AN3-11A	BOLT -----	1	
-29	AN960-816L	WASHER -----	2	
-30	S1004-43A	BEARING -----	2	
		---*---		
-31	0511789-1	SPACER USE ONLY WHEN RH CONTROLS ARE NOT INSTALLED -----	1	
-32	0510105-213	CABLE ASSEMBLY -----	1	
	0510105-313	CABLE ASSEMBLY STAINLESS STEEL -----	1	
		ATTACHING PARTS		
-33	NAS288-35	TERMINAL -----	2	
-34	AN21-10	BOLT -----	2	
	AN960PD6L	WASHER -----	2	
	AN320-1	NUT -----	2	
-35	MS24665-5	PIN-COTTER -----	2	
-36	AN155832S	BARREL -----	2	
		---*---		
-37	0510105-215	CABLE ASSEMBLY-LH -----	1	
	0510105-315	CABLE ASSEMBLY-LH STAINLESS STEEL -----	1	
-38	0510105-214	CABLE ASSEMBLY-RH -----	1	
	0510105-314	CABLE ASSEMBLY-RH STAINLESS STEEL -----	1	
		ATTACHING PARTS		
-39	AN21-10	BOLT -----	1	
	AN960PD6L	WASHER -----	1	
	AN320-1	NUT -----	1	
-40	MS24665-5	PIN-COTTER -----	1	
	AN155832S	BARREL -----	1	
		---*---		

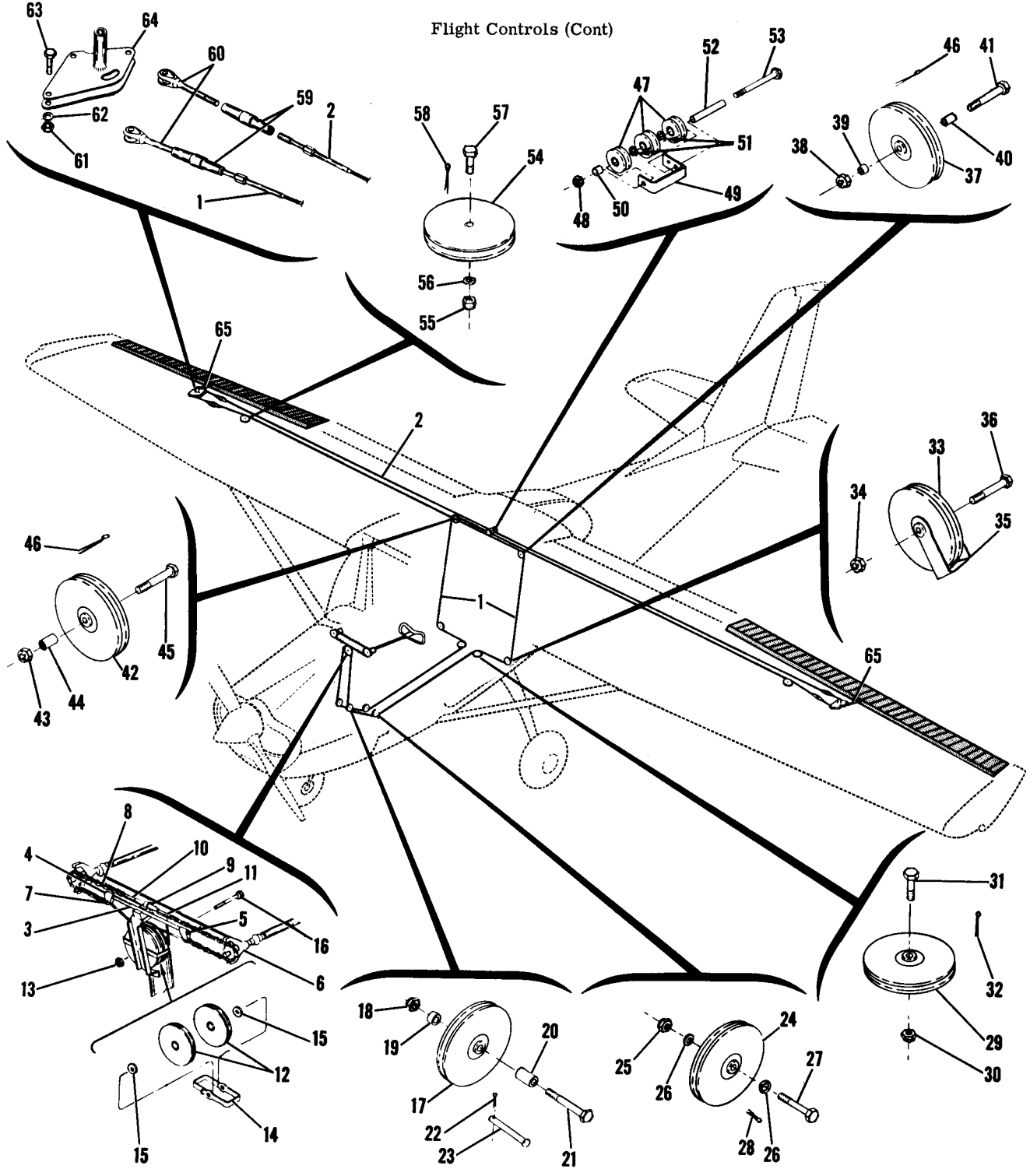
CONTINUED ON NEXT PAGE

FIGURE AND INDEX NO.	PART NUMBER	DESCRIPTION							UNITS PER ASSY	USABLE ON CODE
		1	2	3	4	5	6	7		
148 -41	0510105-216	CABLE ASSEMBLY -----							1	
	0510105-316	CABLE ASSEMBLY STAINLESS STEEL -----							1	
-42	0413372-5	CHAIN -----							2	
-42A	N6-2	BEARING NYLO LH ONLY -----							1	N
		ATTACHING PARTS								
-42B	AN4-11A	BOLT LH ONLY -----							1	N
-42C	AN9600416L	WASHER LH ONLY -----							1	N
-42D	0513414-1	BUSHING LH ONLY -----							1	N
-42E	AN960PD416	WASHER LH ONLY -----							1	N
	MS21042L4	NUT LH ONLY -----							1	N
		*-----								
-43	0411257	JOINT-UNIVERSAL -----							2	
	S1495-10	HOSE 1.12 IN LG BULK ITEM REF S1495-10-1.12 -----								
	0513332-200	CONTROL WHEEL ASSEMBLY -----							2	B
	0513332-201	CONTROL WHEEL ASSEMBLY -----							2	G
	0513240-5	CONTRD WHEEL ASSEMBLY WHEN EXHAUSTED USE 0513240-8 -----							2	H
	0513240-8	CONTROL WHEEL ASSEMBLY WHEN EXHAUSTED USE 0513240-14 -----							2	K
	0513240-14	CONTROL WHEEL ASSEMBLY -----							2	L
	0513240-17	CONTROL WHEEL ASSY PILOT & CO-PILOT WITHOUT MIKE SWITCH -----							1	Q
	0513261-2	CONTROL WHEEL ASSY PILOT & CO-PILOT WITHOUT MIKE SWITCH -----							1	S
	0513261-13	CONTROL WHEEL ASSY PILOT & CO-PILOT WITHOUT MIKE SWITCH -----							1	T
	0513340-19	CONTROL WHEEL ASSY PILOT ONLY USED WITH MIKE SWITCH -----							1	Q
	0513261-3	CONTROL WHEEL ASSY PILOT ONLY USED WITH MIKE SWITCH -----							1	S
	0513261-14	CONTROL WHEEL ASSY PILOT ONLY USED WITH MIKE SWITCH -----							1	T
		ATTACHING PARTS								
-44	AN3-10A	BOLT -----							1	
	MS21044N3	NUT -----							1	
		*-----								
-45	0413213-10	TUBE-CONTROL -----							1	J
	0413213-12	TUBE-CONTROL WHEN EXHAUSTED USE 0413213-17 -----							1	M
	0413213-17	TUBE-CONTROL WEU 0413213-20 -----							1	L
	0413213-20	TUBE-CONTROL -----							1	U
	0413213-23	TUBE-CONTROL -----							1	T
-46	0513166-3	WHEEL-CONTROL -----							1	B
	0513166-7	WHEEL-CONTROL -----							1	G
-46A	0513239-1	WHEEL-CONTROL WHEN EXHAUSTED USE 0513239-5 -----							1	H
	0513239-5	WHEEL-CONTROL WHEN EXHAUSTED USE 0513239-9 -----							1	K
	0513239-9	WHEEL-CONTROL -----							1	L
	0513239-13	WHEEL-CONTROL PILOT & CO-PILOT WITHOUT MIKE SWITCH -----							1	Q
	0513260-4	WHEEL-CONTROL PILOT & CO-PILOT WITHOUT MIKE SWITCH -----							1	R
-46B	0513239-15	WHEEL-CONTROL PILOT ONLY USED WITH MIKE SWITCH -----							1	Q
	0513260-5	WHEEL-CONTROL PILOT ONLY USED WITH MIKE SWITCH -----							1	R
		ATTACHING PARTS								
-47	0413216	RIVET USED WITH 0513166-3 & -7 -----							1	
-48	0413216-4	RIVET USED WITH 0513166-3 & -7 -----							1	
-49	0413216-6	RIVET USED WITH 0513239-1 & 0513260-4 & -5 -----							2	
	0413216-8	RIVET USED WITH 0513230-13 & -15 -----							2	
		*-----								
-50	S1985-1	SWITCH-MIKE -----							1	P
-51	SEE FIG 2	PLACARDS-CONTROL WHEEL -----							AR	
-52	0514080-1	PAD-CONTROL WHEEL -----							1	S
	0514088-1	PAD-CONTROL WHEEL -----							1	V
	0414044-1	PAD-CONTROL WHEEL 172 & F172 -----							1	W
	0514097-1	PAD-CONTROL WHEEL SKYHAWK -----							1	W
		A---172 SERIAL 17250573 THRU 17263458 F172 SERIAL F172-0019 THRU F17201234								
		B---172 SERIAL 17250573 THRU 17251822 F172 SERIAL F172-0019 THRU F172-0085								
		C---172 SERIAL 17251823 THRU 17256512 F172 SERIAL F172-0086 THRU F172-0559								
		D---DELETED								
		E---DELETED								
		F---DELETED								
		G---172 SERIAL 17251823 THRU 17254892 F172 SERIAL F172-0086 THRU F172-0319								
		H---172 SERIAL 17254893 THRU 17256512 F172 SERIAL F172-0320 THRU F172-0431 F172-0436 THRU F172-0442 F172-0444 THRU F172-0446								
		J---172 SERIAL 17250573 THRU 17254892 F172 SERIAL F172-0019 THRU F172-0319								
		CONTINUED ON NEXT PAGE								



FIGURE AND INDEX NO.	PART NUMBER	DESCRIPTION	UNITS PER ASSY	USABLE ON CODE
148 -		<p style="text-align: center;">1 2 3 4 5 6 7</p> K---172 SERIAL 17256513 THRU 17256872 F172 SERIAL F172-0432 THRU F172-0435 F172-0443, F172-0447 THRU F172-0559 L---172 SERIAL 17256873 THRU 17259223 F172 SERIAL F172-0560 THRU F17200754 M---172 SERIAL 17254893 THRU 17256872 F172 SERIAL F172-0320 THRU F172-0559 N---172 SERIAL 17256513 THRU 17256649 WHEN EQUIPPED WITH NAV-O-MATIC SYSTEM 172 SERIAL 17256650 THRU 17263458 F172 SERIAL F172-0560 THRU F17201234 P---172 SERIAL 17259224 THRU 17263458 F172 SERIAL F17200755 THRU F17201234 Q---172 SERIAL 17259224 THRU 17259903 F172 SERIAL F17200755 THRU F17200804 R---172 SERIAL 17259904 THRU 17263458 F172 SERIAL F17200805 THRU F17201234 S---172 SERIAL 17259904 THRU 17260758 F172 SERIAL F17200805 THRU F17200904 T---172 SERIAL 17260759 THRU 17263458 F172 SERIAL F17200905 THRU F17201234 U---172 SERIAL 17259224 THRU 17260758 F172 SERIAL F17200755 THRU F17200904 V---172 SERIAL 17260759 THRU 17261898 F172 SERIAL F17200905 THRU F17201034 W---172 SERIAL 17261899 THRU 17263458 F172 SERIAL F17201035 THRU F17201234		

Flight Controls (Cont)



172 SERIAL 17249545 THRU 17250572
P172 SERIAL P17257120 THRU P17257188

Figure 149. Aileron Control System Installation

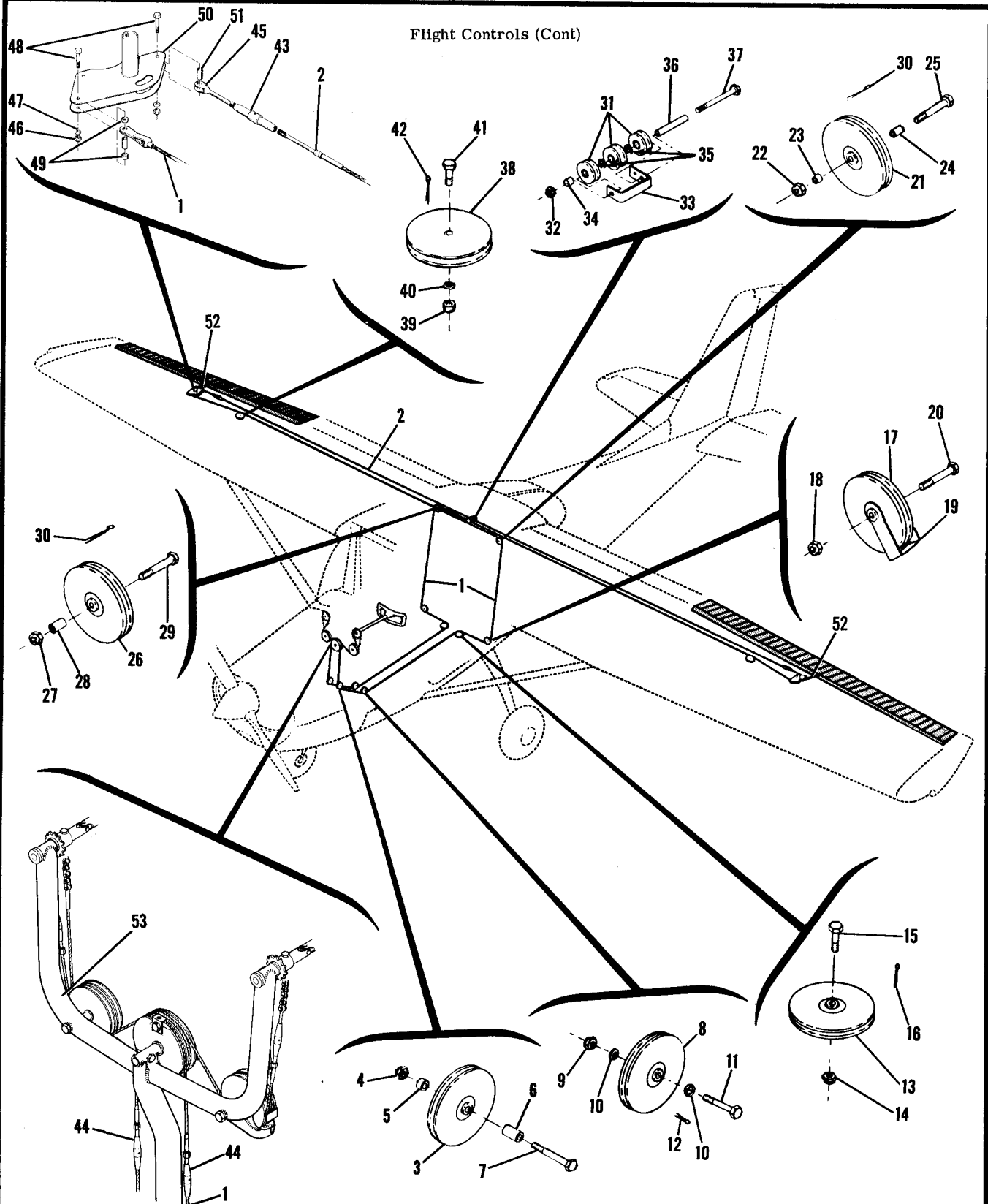


FIGURE AND INDEX NO.	PART NUMBER	DESCRIPTION	UNITS PER ASSY	USABLE ON CODE
149 -		1 2 3 4 5 6 7 AILERON CONTROL SYSTEM INSTALLATION -----	NP	A
- 1	0510105-72	CABLE-AILERON CONTROL -----	2	
	0510105-172	CABLE-AILERON CONTROL STAINLESS STEEL -----	2	
- 2	0510105-13	CABLE-AILERON CARRY THRU -----	1	
	0510105-113	CABLE-AILERON CARRY THRU STAINLESS STEEL -----	1	
- 3	0411880	BAR ASSEMBLY-AILERON CARRY THRU -----	1	
- 4	0411881	TUBE ASSEMBLY-AILERON CARRY THRU -----	1	
		ATTACHING PARTS		
- 5	MS21042L4	NUT -----	2	
		---*---		
- 6	0411051	CHAIN ASSEMBLY -----	1	
		ATTACHING PARTS		
- 7	MS24665-5	PIN-COTTER -----	2	
	AN21-12	BOLT-CLEVIS -----	2	
	AN320-1	NUT -----	2	
		---*---		
- 8	0411051-4	CHAIN -----	2	
- 9	AN155832S	BARREL-TURNBUCKLE -----	1	
-10	NAS288-35LH	TERMINAL -----	1	
-11	NAS288-35RH	TERMINAL -----	1	
-12	S378-4	PULLEY -----	2	
		ATTACHING PARTS		
-13	MS21042L4	NUT -----	1	
-14	0411232	GUARD-CABLE -----	1	
-15	AN960-416	WASHER -----	2	
-16	AN4-33A	BOLT -----	1	
		---*---		
-17	S378-4	PULLEY -----	2	
		ATTACHING PARTS		
-18	MS21042L4	NUT -----	1	
-19	0510136	SPACER -----	1	
-20	0510137	SPACER -----	1	
-21	AN4-21A	BOLT -----	1	
		---*---		
-22	MS24665-132	PIN-COTTER -----	2	
-23	MS20392-1C57	PIN -----	2	
-24	S378-4	PULLEY -----	2	
		ATTACHING PARTS		
-25	MS21042L4	NUT -----	1	
-26	AN960-416L	WASHER -----	2	
-27	AN4-14A	BOLT -----	1	
		---*---		
-28	MS24665-357	PIN-COTTER -----	2	
-29	S378-4	PULLEY -----	2	
		ATTACHING PARTS		
-30	MS21042L4	NUT -----	1	
-31	AN4-10A	BOLT -----	1	
		---*---		
-32	MS24665-136	PIN-COTTER -----	2	
-33	S378-4	PULLEY -----	2	
		ATTACHING PARTS		
-34	MS21042L4	NUT -----	1	
-35	0512135	GUARD-CABLE -----	1	
-36	AN4-21A	BOLT -----	1	
		---*---		
-37	S378-4	PULLEY -----	1	
		ATTACHING PARTS		
-38	MS21042L4	NUT -----	1	
-39	NAS43HT4-16	SPACER -----	1	
-40	NAS43HT4-28	SPACER -----	1	
-41	AN4-15A	BOLT -----	1	
		---*---		
CONTINUED ON NEXT PAGE				

FIGURE AND INDEX NO.	PART NUMBER	DESCRIPTION							UNITS PER ASSY	USABLE ON CODE
		1	2	3	4	5	6	7		
149 -42	S378-4	PULLEY -----							1	
		ATTACHING PARTS -----								
-43	MS21042L4	NUT -----							1	
-44	NAS43HT4-42	SPACER -----							1	
-45	AN4-15A	BOLT -----							1	
		-----*								
-46	MS24665-140	PIN-COTTER -----							4	
-47	S394	PULLEY -----							3	
		ATTACHING PARTS -----								
-48	MS21044N3	NUT -----							1	
-49	0512136	GUARD-CABLE -----							1	
-50	NAS43HT4-16	SPACER -----							1	
-51	AN960-416	WASHER -----							2	
-52	0512138	BUSHING -----							1	
-53	AN3-21A	BOLT -----							1	
		-----*								
-54	S378-3L	PULLEY -----							2	
		ATTACHING PARTS -----								
-55	MS21042L4	NUT -----							1	
-56	AN960-416	WASHER -----							1	
-57	AN4-10A	BOLT -----							1	
		-----*								
-58	MS24665-134	PIN-COTTER -----							2	
-59	AN155832L	BARREL-TURNBUCKLE -----							3	
-60	AN161-32LL	FORK -----							3	
-61	MS21044N3	NUT -----							4	
-62	AN960-10L	WASHER -----							4	
-63	AN3-7A	BOLT -----							4	
-64	0523223-1	BELLCRANK ASSEMBLY-AILERON RH -----							1	
	0523223	BELLCRANK ASSEMBLY-AILERON LH -----							1	
-65	0523218	ROD ASSEMBLY-AILERON PUSH-PULL -----							2	
		A---172 SERIAL 17249545 THRU 17250572 P172 SERIAL P17257120 THRU P17257188 F172 SERIAL F172-0001 THRU F172-0018 FP172 SERIAL FP172-0001 THRU FP172-0003								

FIGURE AND INDEX NO.	PART NUMBER	DESCRIPTION	UNITS PER ASSY	USABLE ON CODE
150 -		1 2 3 4 5 6 7 AILERON CONTROL SYSTEM INSTALLATION -----	NP	A
- 1	0510105-217	CABLE-AILERON CONTROL DIRECT -----	2	
	0510105-217	CABLE-AILERON CONTROL DIRECT -----	2	C
	0510105-224	CABLE-AILERON CONTROL DIRECT -----	2	B
	0510105-317	CABLE-AILERON CONTROL DIRECT STAINLESS STEEL -----	2	C
	0510105-324	CABLE-AILERON CONTROL DIRECT STAINLESS STEEL -----	2	
- 2	0510105-13	CABLE-AILERON CONTROL CARRY THRU -----	1	
	0510105-113	CABLE-AILERON CONTROL CARRY THRU STAINLESS STEEL -----	1	
- 3	S378-4	PULLEY -----	2	
		ATTACHING PARTS		
- 4	MS21042L4	NUT -----	1	
- 5	NAS43HT4-22	SPACER -----	1	
- 6	NAS43HT4-43	SPACER -----	1	
- 7	AN4-21A	BOLT -----	1	
		---*---		
- 8	S378-4	PULLEY -----	2	
		ATTACHING PARTS		
- 9	MS21042L4	NUT -----	1	
-10	AN960-416L	WASHER -----	2	
-11	AN4-14A	BOLT -----	1	
		---*---		
CONTINUED ON NEXT PAGE				

Flight Controls (Cont)

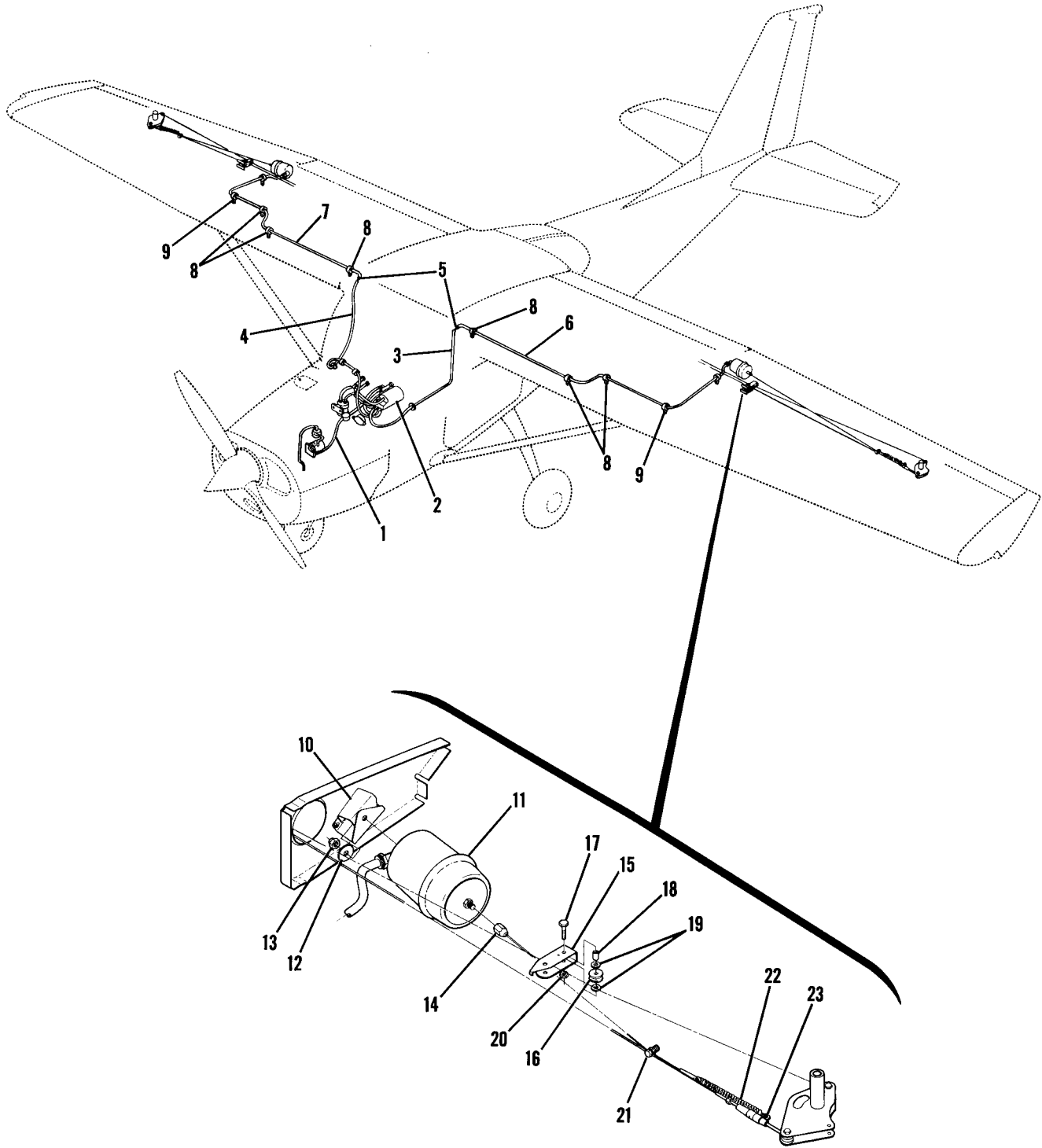


172 SERIAL 17250573 THRU 17263458
F172 SERIAL F172-0019 THRU F17201234
Figure 150. Aileron Control System Installation



FIGURE AND INDEX NO.	PART NUMBER	DESCRIPTION							UNITS PER ASSY	USABLE ON CODE
		1	2	3	4	5	6	7		
150 -12	MS24665-357	PIN-COTTER -----							2	
-13	S378-4	PULLEY -----							2	
		ATTACHING PARTS								
-14	MS21042L4	NUT -----							1	
-15	AN4-10A	BOLT -----							1	
		*-----								
-16	MS24665-136	PIN-COTTER -----							2	
-17	S378-4	PULLEY -----							2	
		ATTACHING PARTS								
-18	MS21042L4	NUT -----							1	
-19	0512135	GUARD-CABLE -----							1	
-20	AN4-21A	BOLT -----							1	
		*-----								
-21	S378-4	PULLEY -----							1	
		ATTACHING PARTS								
-22	MS21042L4	NUT -----							1	
-23	NAS43HT4-16	SPACER -----							4	
-24	NAS43HT4-28	SPACER -----							1	
-25	AN4-15A	BOLT -----							1	
		*-----								
-26	S378-4	PULLEY -----							1	
		ATTACHING PARTS								
-27	MS21042L4	NUT -----							1	
-28	NAS43HT4-46	SPACER -----							1	
-29	AN4-15A	BOLT -----							1	
		*-----								
-30	MS24665-140	PIN-COTTER -----							4	
-31	S394	PULLEY -----							3	
		ATTACHING PARTS								
-32	MS21044N3	NUT -----							1	
-33	0512136	GUARD-CABLE -----							1	
-34	NAS43HT4-16	SPACER -----							1	
-35	AN960-416	WASHER -----							2	
-36	0512138	BUSHING -----							1	
-37	AN3-21A	BOLT -----							1	
		*-----								
-38	S378-3L	PULLEY -----							2	
		ATTACHING PARTS								
-39	MS21042L4	NUT -----							1	
-40	AN960-416	WASHER -----							1	
-41	AN4-10A	BOLT -----							1	
		*-----								
-42	MS24665-134	PIN-COTTER -----							2	
-43	AN155B32L	BARREL-TURNBUCKLE -----							1	
-44	AN155B32S	BARREL-TURNBUCKLE -----							2	
-45	AN161-32LL	FORK -----							1	
-46	MS21044N3	NUT -----							4	
-47	AN960-10L	WASHER -----							4	
-48	AN3-7A	BOLT -----							4	
-49	NAS43HT4-9	SPACER -----							6	
-50	0523223-1	BELLCRANK ASSEMBLY-AILERON RH -----							1	
	0523223	BELLCRANK ASSEMBLY-AILERON PUSH-PULL -----							1	
-51	0422280	SPACER -----							2	
-52	0523218	ROD ASSEMBLY-AILERON PUSH-PULL -----							2	
-53	SEE FIG 148	CONTROL YOKE ASSEMBLY -----							1	
		A---172 SERIAL 17250573 THRU 17263458 F172 SERIAL F172-0019 THRU F17201234								
		B---172 SERIAL 17250573 THRU 17251822 F172 SERIAL F172-0019 THRU F172-0085								
		C---172 SERIAL 17251823 THRU 17263458 F172 SERIAL F172-0086 THRU F17201234								

Flight Controls (Cont)



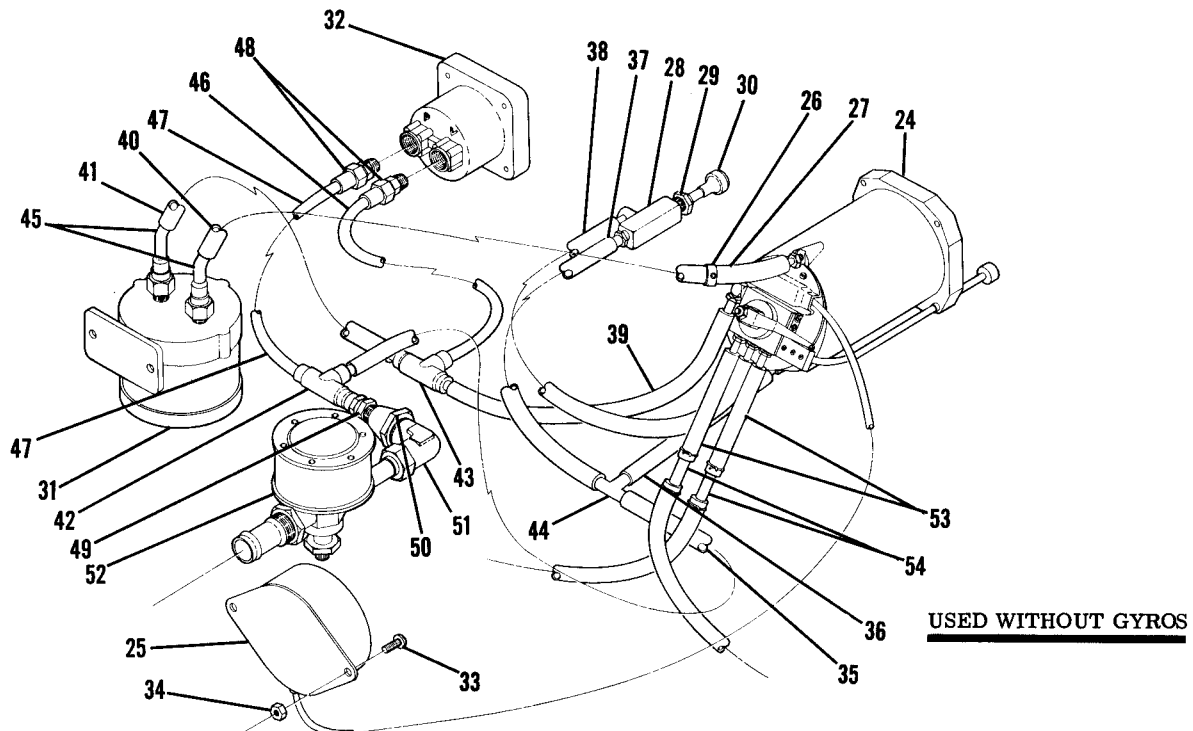
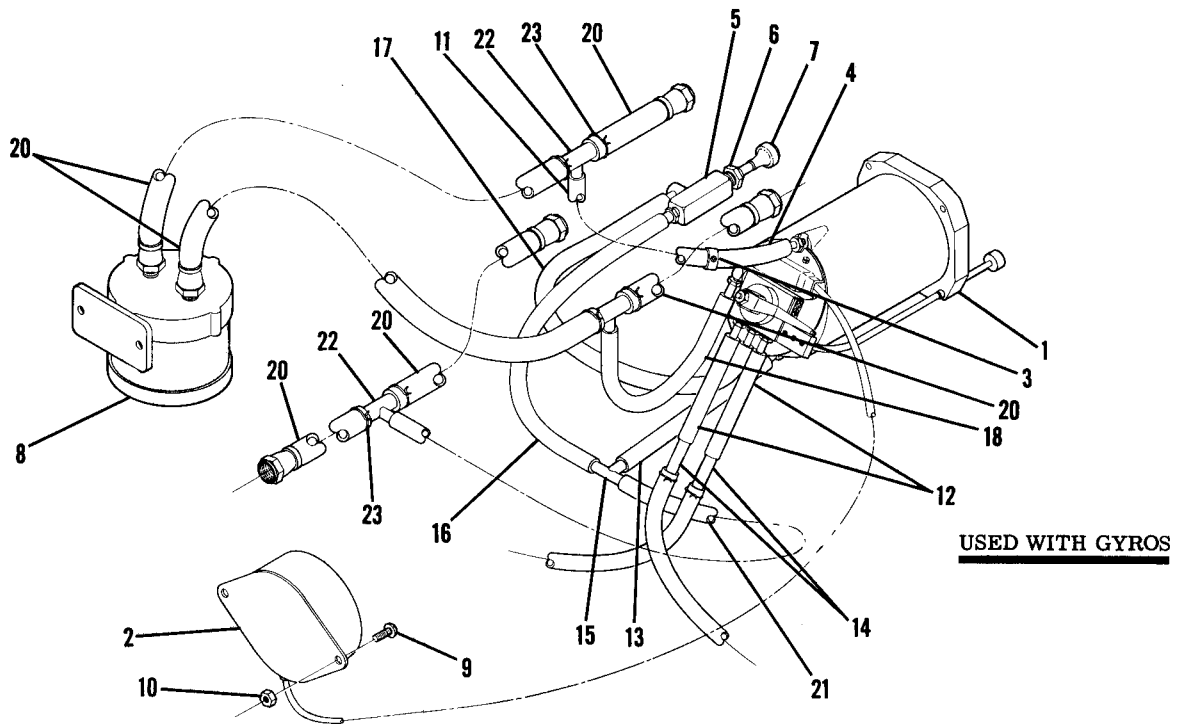
172 SERIAL 17256513 THRU 17261898
F172 SERIAL F172-0432 THRU F172-0435,
F172-0443, F172-0447 THRU F17201034

Figure 151. Wing Leveler Installation



FIGURE AND INDEX NO.	PART NUMBER	DESCRIPTION	UNITS PER ASSY	USABLE ON CODE
		1 2 3 4 5 6 7		
151 -		WING LEVELER INSTALLATION -----	NP	A
- 1	SEE FIG 184	VACUUM SYSTEM INSTALLATION -----	1	B
	SEE FIG 185	VACUUM SYSTEM INSTALLATION -----	1	C
- 2	SEE FIG 152	WING LEVELER COMPONENTS INSTALLATION -----	1	B
	SEE FIG 153	WING LEVELER COMPONENTS INSTALLATION -----	1	C
- 3	S1071G3	TUBE-GREEN * IN LG BULK ITEM REF S1071G3-*	1	
- 4	S1071G3	TUBE-GREEN * IN LG BULK ITEM REF S1071G3-*	1	
- 5	S1794-1	FITTING -----	2	
	S1494-6	CLAMP -----	4	
- 6	S1071R3	TUBE-RED * IN LG BULK ITEM REF S1071R3-*	1	
- 7	S1071R3	TUBE-RED * IN LG BULK ITEM REF S1071R3-*	1	
- 8	S1592-2A	CLAMP -----	6	
		ATTACHING PARTS		
	S1021Z6-8	SCREW -----	1	
		-----*		
- 9	49165-22	CLAMP-HARNESS UC -----	2	
		ATTACHING PARTS		
	S1021Z6-8	SCREW -----	1	
		-----*		
-10	0422356-1	MOUNTING BRACKET ASSEMBLY-SERVO LH -----	1	
	0422356-2	MOUNTING BRACKET ASSEMBLY-SERVO RH -----	1	
		ATTACHING PARTS		
	AN515-8R8	SCREW -----	3	
		-----*		
	NAS69808	NUTPLATE -----	3	
-11	1005-1-0	SERVO ASSEMBLY-AILERON BTID -----	2	
		ATTACHING PARTS		
-12	AN970-5	WASHER -----	1	
-13	MS21042L5	NUT -----	1	
		-----*		
-14	0422358-1	CABLE ASSEMBLY-AILERON SERVO -----	2	
-15	0422357-1	BRACKET-PULLEY -----	2	
-16	S1710-1	PULLEY -----	2	
		ATTACHING PARTS		
-17	AN3-10A	BOLT -----	1	
-18	0411783	BUSHING -----	1	
-19	AN960-10	WASHER -----	2	
-20	MS21044N3	NUT -----	1	
		-----*		
-21	S8S	CONNECTOR PEUN -----	2	
-22	0413416-4	SPRING -----	2	
-23	AN742D2	CLAMP -----	2	
		ATTACHING PARTS		
	AN515-8R6	SCREW -----	1	
	MS21044N08	NUT -----	1	
		-----*		
		NOTE. *LENGTH TO BE DETERMINED LATER		
		A---172 SERIAL 17256513 THRU 17261898		
		F172 SERIAL F172-0432 THRU F172-0435,		
		F172-0443, F172-0437 THRU F17201034		
		B---172 SERIAL 17256513 THRU 17257140		
		F172 SERIAL F172-0432 THRU F172-0435,		
		F172-0443, F172-0437 THRU F17201034		
		C---172 SERIAL 17257141 THRU 17261898		

Flight Controls (Cont)



172 SERIAL 17256513 THRU 17257164
 F172 SERIAL F172-0432 THRU F172-0435,
 F172-0443, F172-0447 THRU F17200804

Figure 152. Wing Leveler Components Installation

FIGURE AND INDEX NO.	PART NUMBER	DESCRIPTION	UNITS PER ASSY	USABLE ON CODE
1 2 3 4 5 6 7				
152 -		WING LEVELER COMPONENTS INSTALLATION		
- 1	2904-1	INDICATOR-TURN COORDINATOR BTID	1	B
	20351-4	INDICATOR-TURN COORDINATOR BTID	1	E
		ATTACHING PARTS		
	AN515B6R12	SCREW	3	
	AN936A6B	WASHER	3	
	AN340B6	NUT	3	
		-----*		
- 2		INVERTER	NP	
- 3	S1792	VALVE-RESTRICTOR	1	
- 4	S1800-1	HOSE * IN LG BULK ITEM REF S1800-1-*	1	
- 5	S1791-1	VALVE-ON, OFF	1	
		ATTACHING PARTS		
- 6	0713026-6	NUT	1	
	AN960-616	WASHER	1	
		-----*		
- 7	S1760-1	KNOB	1	C
	S1981-1	KNOB ASSEMBLY	1	D
- 8	SEE FIG 184	FILTER ASSEMBLY	1	
- 9	AN515-8R8	SCREW	2	
-10	MS21044N08	NUT	2	
-11	S1800-1	HOSE * IN LG BULK ITEM REF S1800-1-*	1	
-12	S1800-1	HOSE 3.00 IN LG BULK ITEM REF S1800-1-3.00	2	
-13	S1800-1	HOSE * IN LG BULK ITEM REF S1800-1-*	1	
-14	S1794-1	FITTING	2	
-15	S1793-1	TEE	1	
-16	S1800-1	HOSE * IN LG BULK ITEM REF S1800-1-*	1	
-17	S1800-1	HOSE * IN LG BULK ITEM REF S1800-1-*	1	
-18	S1800-1	HOSE * IN LG BULK ITEM REF S1800-1-*	1	
-19		DELETED NEVER USED		
-20	SEE FIG 184	HOSE ASSEMBLY-VACUUM SYSTEM	3	
-21	S1800-1	HOSE * IN LG BULK ITEM REF S1800-1-*	1	
-22	S1793-2	TEE	3	
-23	S1494-9	CLAMP	6	
		WING LEVELER COMPONENTS INSTALLATION		
-24	2904-1	INDICATOR-TURN COORDINATOR BTID	1	A
	20351-4	INDICATOR-TURN COORDINATOR BTID	1	E
		ATTACHING PARTS		F
	AN515B6R12	SCREW	3	
	AN936A6B	WASHER	3	
	AN340B6	NUT	3	
		-----*		
-25		INVERTER	NP	
-26	S1792	VALVE-RESTRICTOR	1	
-27	S1800-1	HOSE * IN LG BULK ITEM REF S1800-1-*	1	
-28	S1791-1	VALVE-ON, OFF	1	
		ATTACHING PARTS		
-29	0713026-6	NUT	1	
	AN960-616	WASHER	1	
		-----*		
-30	S1760-1	KNOB	1	C
	S1981-1	KNOB ASSEMBLY	1	D
-31	SEE FIG 184	FILTER ASSEMBLY	1	
-32	SEE FIG 184	GAGE SUCTION	1	
-33	AN515-8R8	SCREW	2	
-34	MS21044N08	NUT	2	
-35	S1800-1	HOSE * IN LG BULK ITEM REF S1800-1-*	1	
-36	S1800-1	HOSE * IN LG BULK ITEM REF S1800-1-*	1	
-37	S1800-1	HOSE * IN LG BULK ITEM REF S1800-1-*	1	
-38	S1800-1	HOSE * IN LG BULK ITEM REF S1800-1-*	1	
-39	S1800-1	HOSE * IN LG BULK ITEM REF S1800-1-*	1	
-40	S1800-1	HOSE * IN LG BULK ITEM REF S1800-1-*	1	
-41	S1800-1	HOSE * IN LG BULK ITEM REF S1800-1-*	1	

CONTINUED ON NEXT PAGE



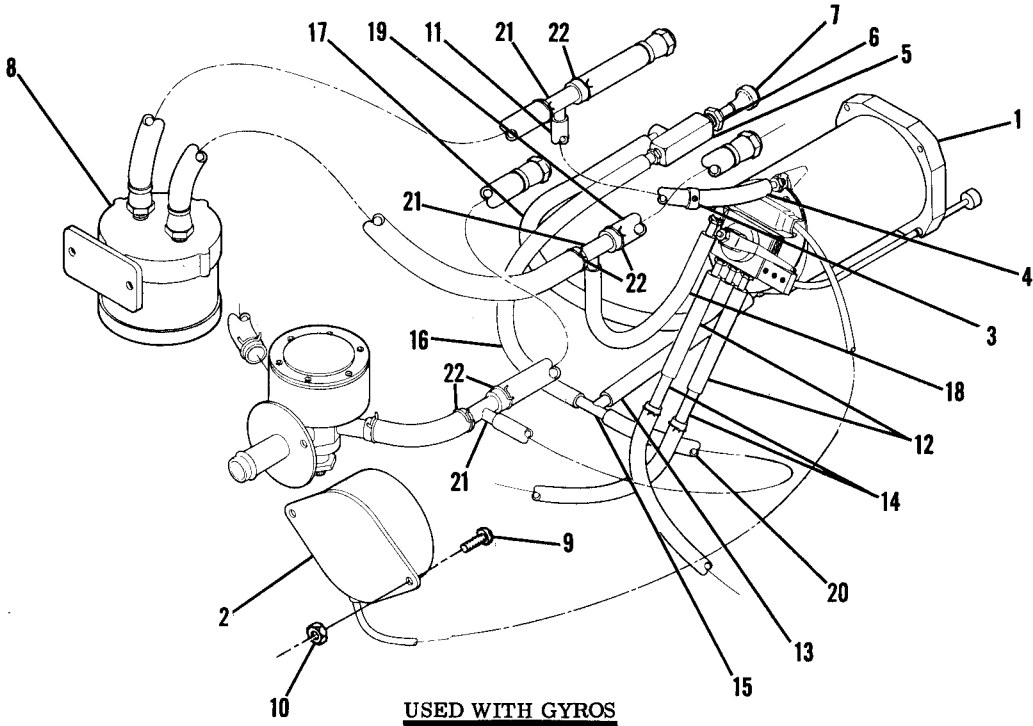
FIGURE AND INDEX NO.	PART NUMBER	DESCRIPTION	UNITS	USABLE
			PER ASSY	ON CODE
		1 2 3 4 5 6 7		
152 -42	S1801-10	TEE -----	1	
-43	S1801-9	TEE -----	1	
-44	S1793-1	TEE -----	1	
-45	1713039-3	ELBOW ASSEMBLY -----	2	
-46	S1701-1	TUBE * IN LG BULK ITEM REF S1701-1-* -----	1	
-47	S1701-1	TUBE * IN LG BULK ITEM REF S1701-1-* -----	1	
-48	S1802-1	CONNECTOR -----	2	
	S1825-1	INSERT -----	2	
-49	S1802-2	CONNECTOR -----	1	
-50	AN912-2D	BUSHING -----	1	
-51	MS20822-8D	ELBOW -----	1	
-52	SEE FIG 184	VALVE-RELIEF -----	1	
-53	S1800-1	HOSE 3.00 IN LG BULK ITEM REF S1800-1-3.00 -----	2	
-54	S1794-1	FITTING -----	2	
<p>NOTE. *LENGTH TO BE ADDED LATER.</p> <p>A---172 SERIAL 17256513 THRU 17257164 F172 SERIAL F172-0432 THRU F172-0435, F172-0443, F172-0447 THRU F17200804</p> <p>B---172 SERIAL 17256513 THRU 17257164</p> <p>C---172 SERIAL 17256513 THRU 17257164 F172 SERIAL F172-0432 THRU F172-0435 F172-0443, F172-0447 THRU F172-0654</p> <p>D---F172 SERIAL F17200655 THRU F17200804</p> <p>E---172 SERIAL 17256513 THRU 17257164 F172 SERIAL F172-0432 THRU F172-0435 F172-0443, F172-0447 THRU F17200755</p> <p>F---F172 SERIAL F17200755 THRU F17200804</p>				



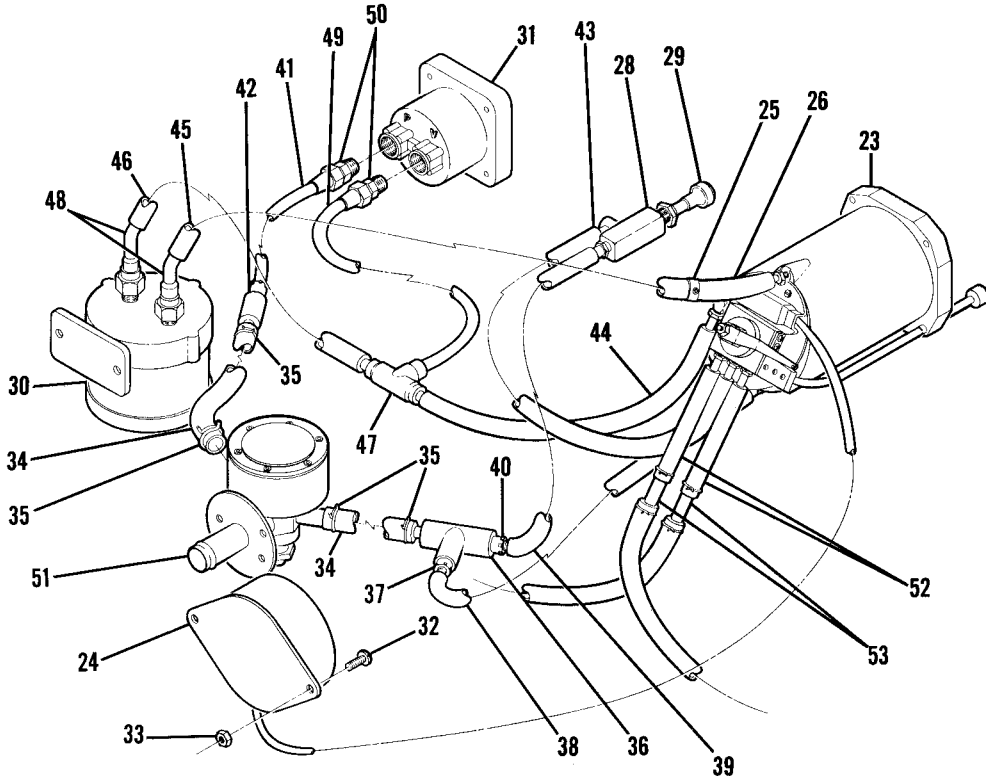
FIGURE AND INDEX NO.	PART NUMBER		DESCRIPTION	UNITS PER ASSY	USABLE ON CODE
153 -			WING LEVELER COMPONENTS INSTALLATION USED WITH GYROS. -----	NP	A
- 1	2904-1	**	INDICATOR-TURN COORDINATOR BTID WEU 20351-4 -----	1	D
	20351-4	**	INDICATOR-TURN COORDINATOR BTID WEU 604-200-200 -----	1	G
	604-200-200	**	INDICATOR-TURN COORDINATOR BTID -----	1	F
			ATTACHING PARTS		
	AN51586R12		SCREW -----	3	
	AN936A68		WASHER -----	3	
	AN34086		NUT -----	3	
			-----*		
- 2		**	INVERTER -----	NP	
- 3		**	VALVE-RESTRICTOR -----	1	
- 4	S1800-1		HOSE * IN LG BULK ITEM REF S1800-1-* -----	1	
- 5	S1791-1		VALVE-ON, OFF -----	1	
			ATTACHING PARTS		
- 6	0713026-6		NUT -----	1	
	AN960-616		WASHER -----	1	
			-----*		
- 7	S1760-1		KNOB -----	1	
- 8	SEE FIG 185		FILTER ASSEMBLY -----	1	
- 9	AN515-8R8		SCREW -----	2	
-10	MS21044N08		NUT -----	2	

CONTINUED ON NEXT PAGE

Flight Controls (Cont)



USED WITH GYROS



USED WITHOUT GYROS

F172 SERIAL F17200805 THRU F17201034
172 SERIAL 17257165 THRU 17261898

Figure 153. Wing Leveler Components Installation

FIGURE AND INDEX NO.	PART NUMBER	DESCRIPTION							UNITS PER ASSY	USABLE ON CODE
		1	2	3	4	5	6	7		
153 -11	S1800-1	HOSE	*	IN	LG	BULK ITEM	REF S1800-1-*	1		
-12	S1800-1	HOSE	3.00	IN	LG	BULK ITEM	REF S1800-1-3.00	2		
-13	S1800-1	HOSE	*	IN	LG	BULK ITEM	REF S1800-1-*	1		
-14	S1794-1	FITTING						2		
-15	S1793-1	TEE						1		
-16	S1800-1	HOSE	*	IN	LG	BULK ITEM	REF S1800-1-*	1		
-17	S1800-1	HOSE	*	IN	LG	BULK ITEM	REF S1800-1-*	1		
-18	S1800-1	HOSE	*	IN	LG	BULK ITEM		1		
-19	SEE FIG 185	HOSE ASSEMBLY-VACUUM SYSTEM						3		
-20	S1800-1	HOSE	*	IN	LG	BULK ITEM	REF S1800-1-*	1		
-21	S1793-2	TEE						3		
-22	S1494-9	CLAMP						6		
-23	2904-1	** WING LEVELER COMPONENTS INSTALLATION					USED WITHOUT GYRDS	NP	A	
	20351-4	** INDICATOR-TURN COORDINATOR				BTID	WEU 20351-4	1	D	
	C661003-0601	** INDICATOR-TURN COORDINATOR				BTID	WEU C661003-0601	1	G	
		INDICATOR-TURN COORDINATOR						1	F	
		ATTACHING PARTS								
	AN515BGR12	SCREW						3		
	AN936A6B	WASHER						3		
	AN340B6	NUT						3		
-24		** INVERTER						1		
-25		** VALVE-RESTRICTOR						1		
-26	S1800-1	HOSE	*	IN	LG	BULK ITEM	REF S1800-1-*	1		
-27	S1791-1	VALVE-ON, OFF						1		
		ATTACHING PARTS								
-28	0713026-6	NUT						1		
	AN960-616	WASHER						1		
-29	S1760-1	KNOB						1	B	
	S1981-1	KNOB ASSEMBLY						1	C	
-30	SEE FIG 185	FILTER ASSEMBLY						1		
-31	SEE FIG 185	GAGE-SUCTION						1		
-32	AN515-8R8	SCREW						2		
-33	MS21044N08	NUT						2		
-34	S1495-6	HOSE	4.00	IN	LG	BULK ITEM	REF S1495-6-4.00	2		
-35	S1494-9	CLAMP						4		
-36	S1826-2	TEE						1		
-37	S1828-4	ADAPTER						1		
-38	S1800-1	HOSE	*	IN	LG	BULK ITEM	REF S1800-1-*	1		
-39	S1800-1	HOSE	*	IN	LG	BULK ITEM	REF S1800-1-*	1		
-40	S1805-1	REDUCER						1		
	S1828-3	ADAPTER						1		
-41	S1071-1	TUBE	*	IN	LG	BULK ITEM	REF S1701-1-*	1		
-42	S1803-2	COUPLING						1		
	S1828-4	ADAPTER						1		
-43	S1800-1	HOSE	*	IN	LG	BULK ITEM	REF S1800-1-*	1		
-44	S1800-1	HOSE	*	IN	LG	BULK ITEM	REF S1800-1-*	1		
-45	S1800-1	HOSE	*	IN	LG	BULK ITEM	REF S1800-1-*	1		
-46	S1800-1	HOSE	*	IN	LG	BULK ITEM	REF S1800-1-*	1		
-47	S1801-9	TEE						1		
-48	1713039-1	ELBOW ASSEMBLY						2		
-49	S1071-1	TUBE	*	IN	LG	BULK ITEM	REF S1701-1-*	1		
-50	S1802-1	CONNECTOR						2		
	S1825-1	INSERT						2		
-51	SEE FIG 185	VALVE-RELIEF						1		
-52	S1800-1	HOSE	3.00	IN	LG	BULK ITEM	REF S1800-1-3.00	2		
-53	S1794-1	FITTING						2		

NOTE. *LENGTH TO BE ADDED LATER.

NOTE. **MATCHED SET. ORDER TURN COORDINATOR ONLY.

A---172 SERIAL 17257165 THRU 17261898
 F172 SERIAL F17200805 THRU F17201034

B---172 SERIAL 17257165 THRU 17258486

C---172 SERIAL 17258487 THRU 17261898
 F172 SERIAL F17200805 THRU F17201034

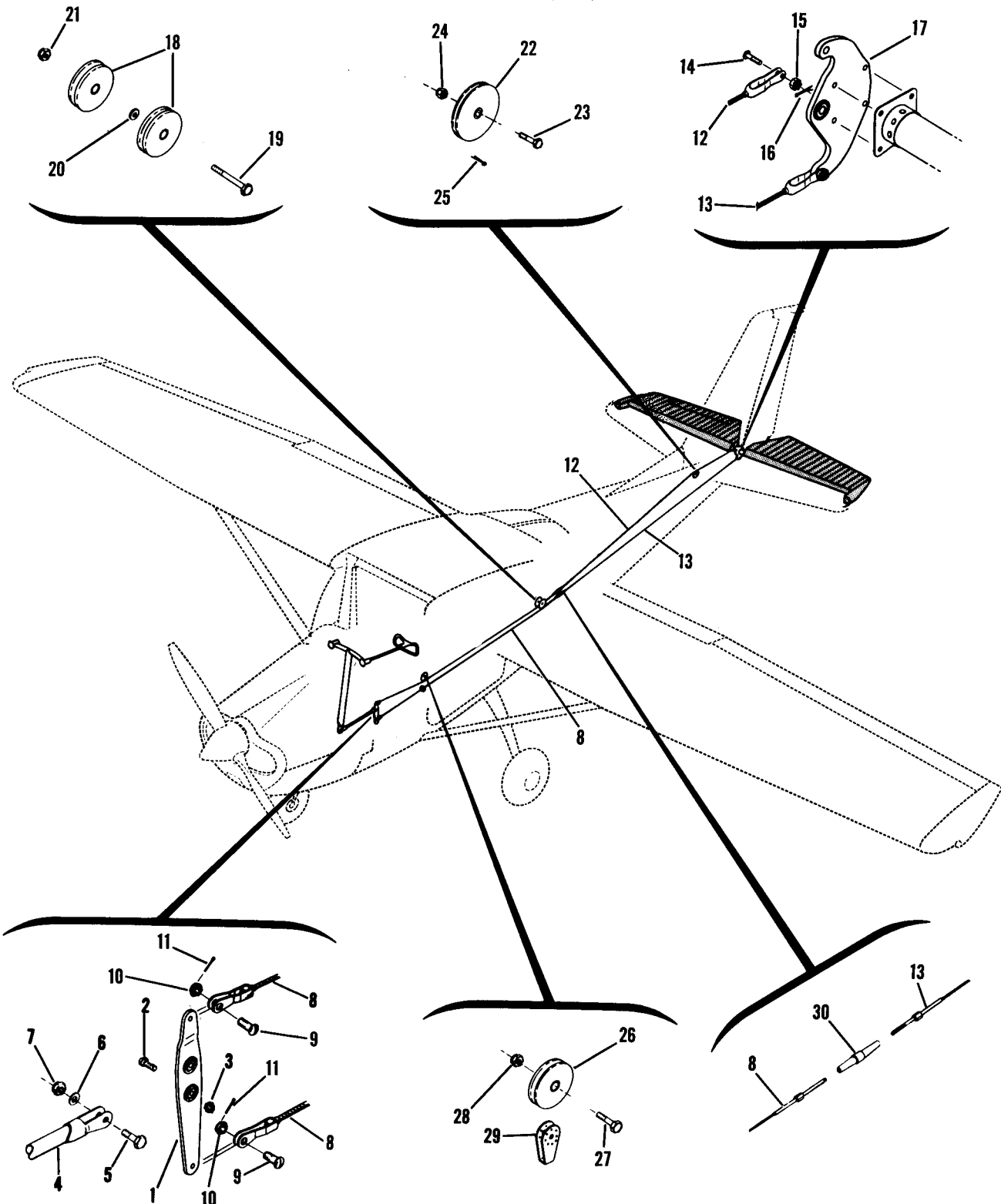
D---172 SERIAL 17257165 THRU 17259927

E---DELETED

F---172 SERIAL 17259904 THRU 17261898
 F172 SERIAL F17200805 THRU F17201034

G---172 SERIAL 17259928 THRU 17259903

Flight Controls (Cont)

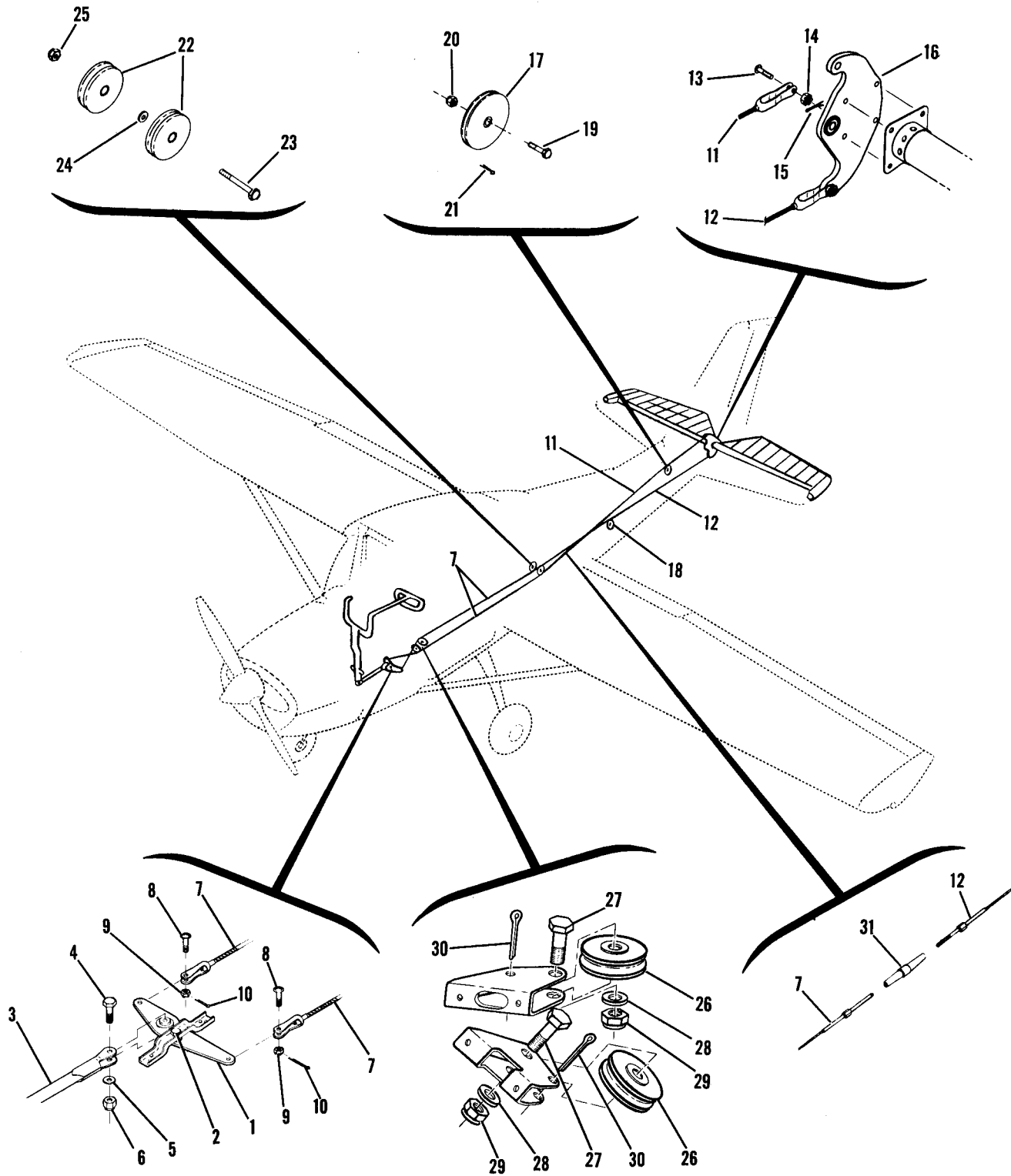


172 SERIAL 17249545 THRU 17251822
P172 SERIAL P17257120 THRU P17257188

Figure 154. Elevator Control System Installation

FIGURE AND INDEX NO.	PART NUMBER	DESCRIPTION	UNITS PER ASSY	USABLE ON CODE
		1 2 3 4 5 6 7		
154 -		ELEVATOR CONTROL SYSTEM INSTALLATION -----	NP	C
- 1	0513200-1	BELLCRANK-ELEVATOR FORWARD -----	1	
- 2	AN4-10A	ATTACHING PARTS -----		
- 3	MS21042L4	BOLT -----	1	
		NUT -----	1	
		-----*		
- 4	0510161-9	TUBE-BELLCRANK TO CONTROL TEE -----	1	A
	0510161-10	TUBE-BELLCRANK TO CONTROL TEE -----	1	B
		ATTACHING PARTS -----		
- 5	AN4-11A	BOLT -----	2	
- 6	AN960-416	WASHER -----	2	
- 7	MS21042L4	NUT -----	2	
		-----*		
- 8	0510105*208	CABLE-ELEVATOR FORWARD LOWER -----	1	
	0510105-308	CABLE-STAINLESS STEEL ELEVATOR FWD LOWER -----	1	
		ATTACHING PARTS -----		
- 9	AN23-12	BOLT -----	1	
-10	AN310-3	NUT -----	1	
-11	MS24665-134	PIN-COTTER -----	1	
		-----*		
-12	0510105-209	CABLE-ELEVATOR AFT UPPER -----	1	
	0510105-309	CABLE-STAINLESS STEEL ELEVATOR AFT UPPER -----	1	
-13	0510105-210	CABLE-ELEVATOR AFT LOWER -----	1	
	0510105-310	CABLE-STAINLESS STEEL ELEVATOR AFT LOWER -----	1	
		ATTACHING PARTS -----		
-14	AN23-12	BOLT -----	1	
-15	AN310-3	NUT -----	1	
-16	MS24665-134	PIN-COTTER -----	1	
		-----*		
-17	0534122-1	BELLCRANK-ELEVATOR REAR -----	1	
-18	S378-3L	PULLEY -----	2	
		ATTACHING PARTS -----		
-19	AN4-14A	BOLT -----	1	
-20	AN960-416	WASHER -----	1	
-21	MS21042L4	NUT -----	1	
		-----*		
-22	S378-3L	PULLEY -----	1	
		ATTACHING PARTS -----		
-23	AN4-10A	BOLT -----	1	
-24	MS21042L4	NUT -----	1	
		-----*		
-25	MS24665-136	PIN-COTTER -----	1	
-26	S378-3L	PULLEY -----	1	
		ATTACHING PARTS -----		
-27	AN4-10A	BOLT -----	1	
-28	MS21042L4	NUT -----	1	
		-----*		
-29	0411421-2	GUARD -----	1	
-30	AN155832S	BARREL-TURNBUCKLE -----	2	
		 A---172 SERIAL 17249545 THRU 17250572 P172 SERIAL P17257120 THRU P17257188 F172 SERIAL F172-0001 THRU F172-0018 FP172 SERIAL FP172-0001 THRU FP172-0003 B---172 SERIAL 17250573 THRU 17251822 F172 SERIAL F172-0001 THRU F172-0085 C---172 SERIAL 17249545 THRU 17251822 P172 SERIAL P17257120 THRU P17257188 F172 SERIAL F172-0001 THRU F172-0085 FP172 SERIAL FP172-0001 THRU FP172-0003		

Flight Controls (Cont)

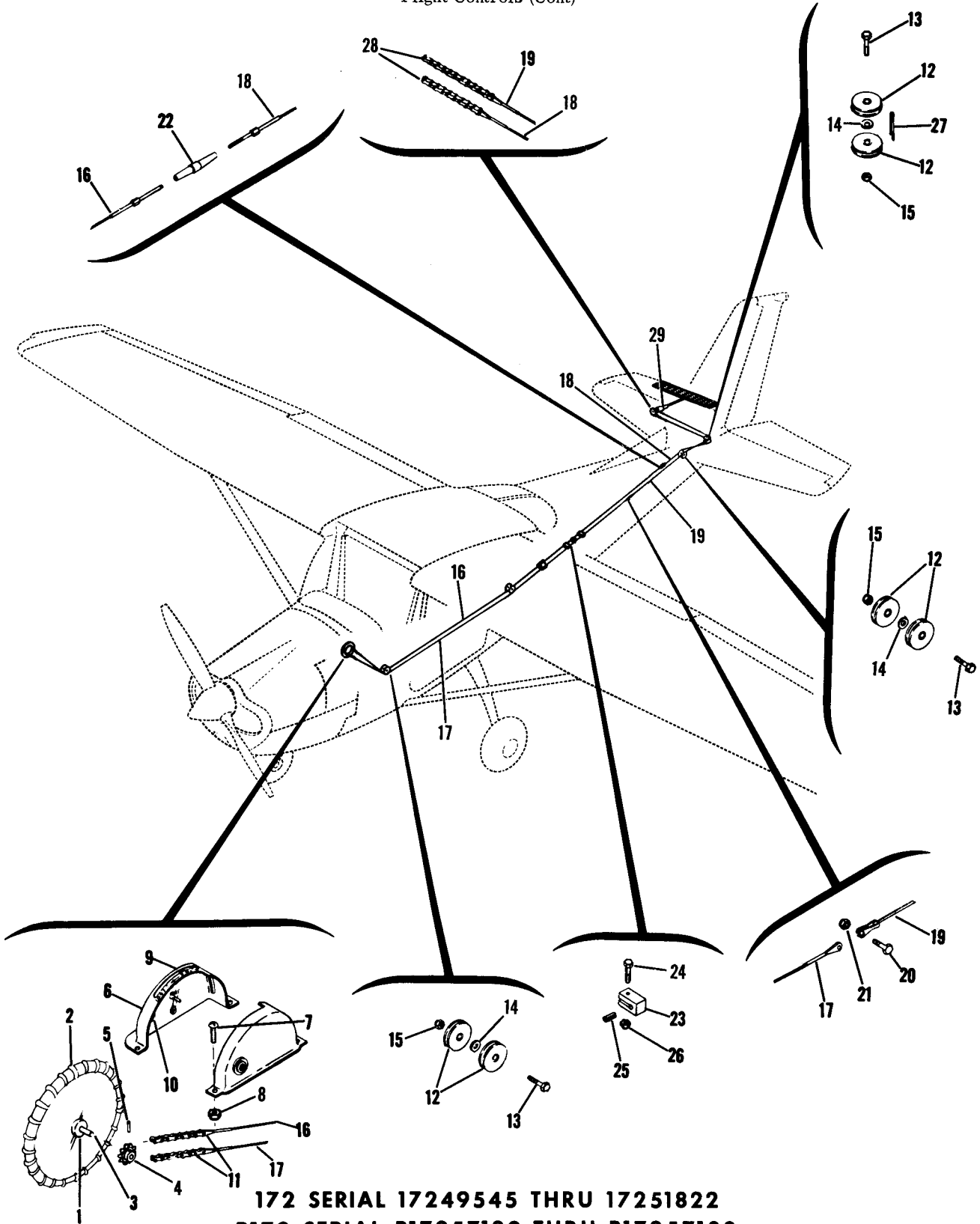


172 SERIAL 17251823 THRU 17263458
F172 SERIAL F172-0086 THRU F17201234

Figure 155. Elevator Control System Installation

FIGURE AND INDEX NO.	PART NUMBER	DESCRIPTION	UNITS PER ASSY	USABLE ON CODE
155 -		1 2 3 4 5 6 7 ELEVATOR CONTROL SYSTEM INSTALLATION -----		
- 1	0513370-1	BELLCRANK-ELEVATOR FORWARD ----- ATTACHING PARTS	1	A
- 2	AN4-10A MS21042L4	BOLT ----- NUT ----- -----*	1 1	
- 3	0510161-12	TUBE-BELLCRANK TO CONTROL TEE ----- ATTACHING PARTS	1	
- 4	AN4-11A	BOLT -----	2	
- 5	AN960-416	WASHER -----	2	
- 6	MS21042L4	NUT ----- -----*	2	
- 7	0510105-208 0510105-308	CABLE-ELEVATOR FORWARD ----- CABLE-STAINLESS STEEL ELEVATOR FORWARD ----- ATTACHING PARTS	2 2	
- 8	AN23-10	BOLT -----	2	
- 9	AN310-3	NUT -----	2	
-10	MS24665-134	PIN-COTTER ----- -----*	2	
-11	0510105-209	CABLE-ELEVATOR AFT UPPER -----	1	
-12	0510105-309 0510105-210 0510105-310	CABLE-STAINLESS STEEL ELEVATOR AFT UPPER ----- CABLE-ELEVATOR AFT LOWER ----- CABLE-STAINLESS STEEL ELEVATOR AFT LOWER ----- ATTACHING PARTS	1 1 1	
-13	AN23-12	BOLT -----	2	
-14	AN310-3	NUT -----	2	
-15	MS24665-134	PIN-COTTER ----- -----*	2	
-16	0534122-1	BELLCRANK-ELEVATOR REAR -----	1	
-17	S378-3	PULLEY AFT UPPER -----	1	
-18	S378-3L	PULLEY AFT LOWER ----- ATTACHING PARTS	1	
-19	AN4-10A	BOLT -----	1	
-20	MS21042L4	NUT -----	1	
-21	MS24665-136	PIN-COTTER ----- -----*	1	
-22	S378-3L	PULLEY ----- ATTACHING PARTS	2	
-23	AN4-14A	BOLT -----	1	
-24	AN960-416	WASHER -----	1	
-25	MS21042L4	NUT ----- -----*	1	
-26	MS20220-1	PULLEY ----- ATTACHING PARTS	2	
-27	AN5-11A	BOLT -----	1	
-28	AN960-516	WASHER -----	1	
-29	MS21042L5	NUT -----	1	
-30	MS24665-285	PIN-COTTER ----- -----*	1	
-31	AN155B32S	BARREL -----	2	
		A---172 SERIAL 17251823 THRU 17263458 F172 SERIAL F172-0086 THRU F17201234		

Flight Controls (Cont)



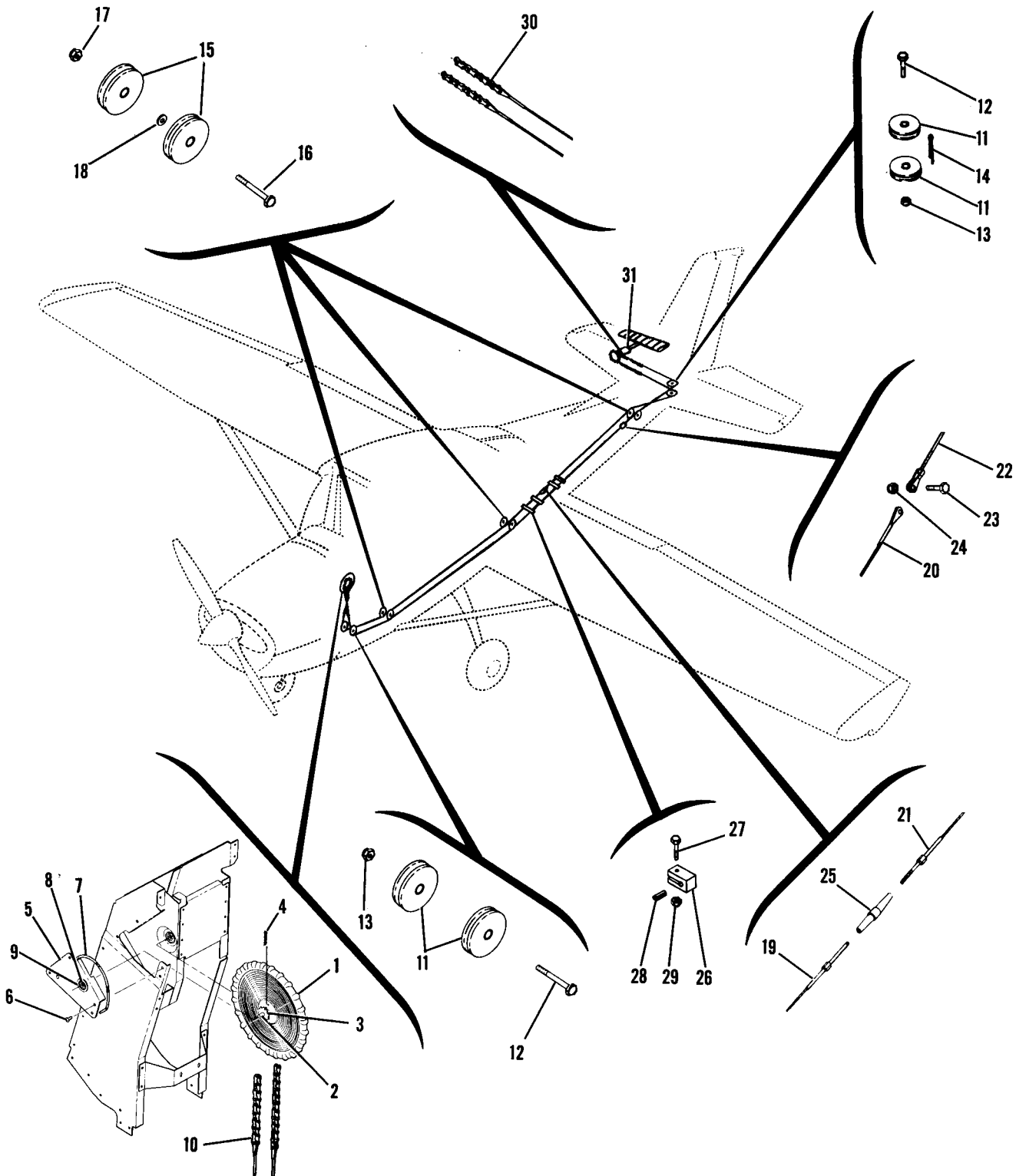
172 SERIAL 17249545 THRU 17251822
P172 SERIAL P17257120 THRU P17257188

Figure 156. Elevator Trim Control System Installation



FIGURE AND INDEX NO.	PART NUMBER	DESCRIPTION	UNITS PER ASSY	USABLE ON CODE
156		ELEVATOR TRIM CONTROL SYSTEM INSTALLATION -----	NP	A
- 1	0510127	WHEEL ASSEMBLY-TAB CONTROL -----	1	
- 2	0510127-1	WHEEL-TAB CONTROL -----	1	
- 3	0510127-2	SHAFT-TAB CONTROL -----	1	
- 4	0432134-1	SPROCKET-TAB CONTROL -----	1	
		ATTACHING PARTS -----		
- 5	NAS561P3-4	ROLL PIN EN -----	2	
		-----*		
- 6	0411419	COVER-TAB CONTROL WHEEL -----	1	
		ATTACHING PARTS -----		
- 7	AN520-10R7	SCREW -----	4	
- 8	MS21044N3	NUT -----	4	
		-----*		
- 9	0411422	DECAL-TAB POSITION INDICATOR -----	1	
-10	0432138-16	BEARING TOR -----	1	
	C4189	CONNECTING LINK KIT DI FOR CHAIN REPAIR -----	AR	
-11	0432138-7	CHAIN-TAB CONTROL -----	1	
	C4189	CONNECTING LINK KIT DI FOR CHAIN REPAIR -----	AR	
-12	S378-1L	PULLEY -----	8	
		ATTACHING PARTS -----		
-13	AN3-10A	BOLT -----	1	
-14	AN960-416L	WASHER -----	1	
-15	MS21044N3	NUT -----	1	
		-----*		
-16	0510105-58	CABLE-TAB WHEEL TO TURNBUCKLE -----	1	
	0510105-158	CABLE-STAINLESS STEEL TAB WHEEL TO TURNBUCKLE -----	1	
-17	0510105-57	CABLE-TAB WHEEL TO DISCONNECT -----	1	
	0510105-157	CABLE-STAINLESS STEEL TAB WHEEL TO DISCONNECT -----	1	
-18	0510105-44	CABLE-TAB ACTUATOR TO TURNBUCKLE -----	1	
	0510105-144	CABLE-STAINLESS STEEL TAB ACTUATOR TO TURNBUCKLE -----	1	
-19	0510105-45	CABLE-TAB ACTUATOR TO DISCONNECT -----	1	
	0510105-145	CABLE-STAINLESS STEEL TAB ACTUATOR TO DISCONNECT -----	1	
		ATTACHING PARTS -----		
-20	AN3-5A	BOLT -----	1	
-21	MS21044N3	NUT -----	1	
		-----*		
-22	AN155B8L	BARREL -----	1	
-23	0411523	BLOCK-ELEVATOR TAB STOP -----	3	
		ATTACHING PARTS -----		
-24	AN3-6A	BOLT -----	3	
-25	0411524	BUSHING -----	3	
-26	MS21044N3	NUT -----	3	
		-----*		
-27	MS24665-355	PIN-COTTER -----	1	
-28	0432138-6	CHAIN-CABLE TO TAB ACTUATOR -----	1	
	C4189	CONNECTING LINK KIT DI FOR CHAIN REPAIR -----	AR	
-29	SEE FIG 24	ACTUATOR ASSEMBLY -----	1	
-30	C4189	CONNECTING LINK KIT DI FOR CHAIN REPAIR -----	AR	
		A---172 SERIAL 17249545 THRU 17251822 P172 SERIAL P17257120 THRU P17257188 F172 SERIAL F172-0001 THRU F172-0085 FP172 SERIAL FP172-0001 THRU FP172-0003		

Flight Control (Cont)



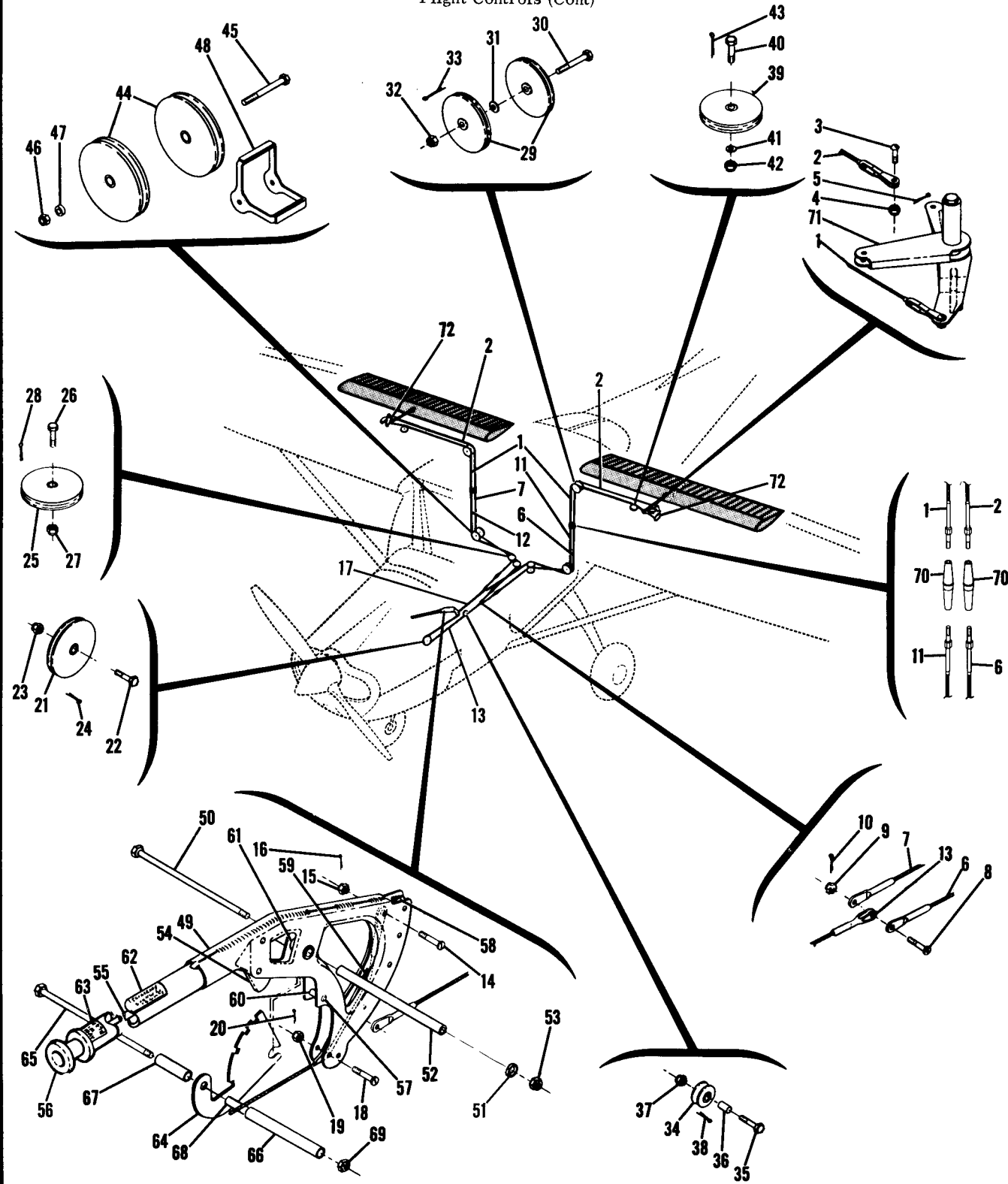
172 SERIAL 17251823 THRU 17263458
F172 SERIAL F172-0086 THRU F17201234

Figure 157. Elevator Trim Control System Installation



FIGURE AND INDEX NO.	PART NUMBER	DESCRIPTION	UNITS PER ASSY	USABLE ON CODE
		1 2 3 4 5 6 7		
157 -		ELEVATOR TRIM CONTROL SYSTEM INSTALLATION -----	NP	A
- 1	0713656-1	WHEEL ASSEMBLY-TAB CONTROL -----	1	
- 2	0713656-3	SHAFT-TAB CONTROL -----	1	
- 3	0432134-1	SPROCKET -----	1	
		ATTACHING PARTS		
- 4	NAS561-3-8	PIN -----	2	
		-----*		
- 5	0713642-1	RETAINER ASSEMBLY-ELEVATOR TRIM -----	1	
		ATTACHING PARTS		
- 6	NAS220-5	SCREW -----	4	
		-----*		
- 7	0713642-3	INDICATOR-ELEVATOR TRIM -----	1	
		ATTACHING PARTS		
	0713032-1	BUSHING -----	1	
	0713032-2	COLLAR -----	1	
		-----*		
- 8	M451	BEARING TOR -----	1	
- 9	0411420	HOUSING -----	1	
- 10	0432138-16	CHAIN-TAB CONTROL -----	1	
- 11	S378-1	PULLEY -----	4	
		ATTACHING PARTS		
- 12	AN3-10A	BOLT -----	1	
- 13	MS21044N3	NUT -----	1	
- 14	MS24665-355	COTTER PIN REAR PULLEYS ONLY -----	1	
		-----*		
- 15	S378-1L	PULLEY -----	6	
		ATTACHING PARTS		
- 16	AN3-10A	BOLT -----	1	
- 17	MS21044N3	NUT -----	1	
- 18	AN960-10L	WASHER TWO AFT PULLEYS ONLY -----	1	
	MS24665-285	COTTER PIN FORWARD PULLEY ONLY -----	1	
		-----*		
- 19	0510105-220	CABLE-TAB WHEEL TO TURNBUCKLE -----	1	
	0510105-320	CABLE-STAINLESS STEEL TAB WHEEL TO TURNBUCKLE -----	1	
- 20	0510105-221	CABLE-TAB WHEEL TO DISCONNECT -----	1	
	0510105-321	CABLE-STAINLESS STEEL TAB WHEEL TO DISCONNECT -----	1	
- 21	0510105-44	CABLE-TAB ACTUATOR TO TURNBUCKLE -----	1	
	0510105-144	CABLE-STAINLESS STEEL TAB ACTUATOR TO TURNBUCKLE -----	1	
- 22	0510105-45	CABLE-TAB ACTUATOR TO DISCONNECT -----	1	
	0510105-145	CABLE-STAINLESS STEEL TAB ACTUATOR TO DISCONNECT -----	1	
		ATTACHING PARTS		
- 23	AN3-5A	BOLT -----	1	
- 24	MS21044N3	NUT -----	1	
		-----*		
- 25	AN15588L	BARREL -----	1	
- 26	0411523	BLOCK-ELEVATOR TAB STOP -----	1	
		ATTACHING PARTS		
- 27	AN3-6A	BOLT -----	1	
- 28	0411524	BUSHING -----	1	
- 29	MS21044N3	NUT -----	1	
		-----*		
- 30	0432138-6	CHAIN-CABLE TO TAB ACTUATOR -----	1	
- 31	SEE FIG 24	ACTUATOR ASSEMBLY -----	1	
		A---172 SERIAL 17251823 THRU 17263458 F172 SERIAL F172-0086 THRU F17201234		

Flight Controls (Cont)



172 SERIAL 17249545 THRU 17251822
P172 SERIAL P17257120 THRU P17257188

Figure 158. Flap Control System Installation



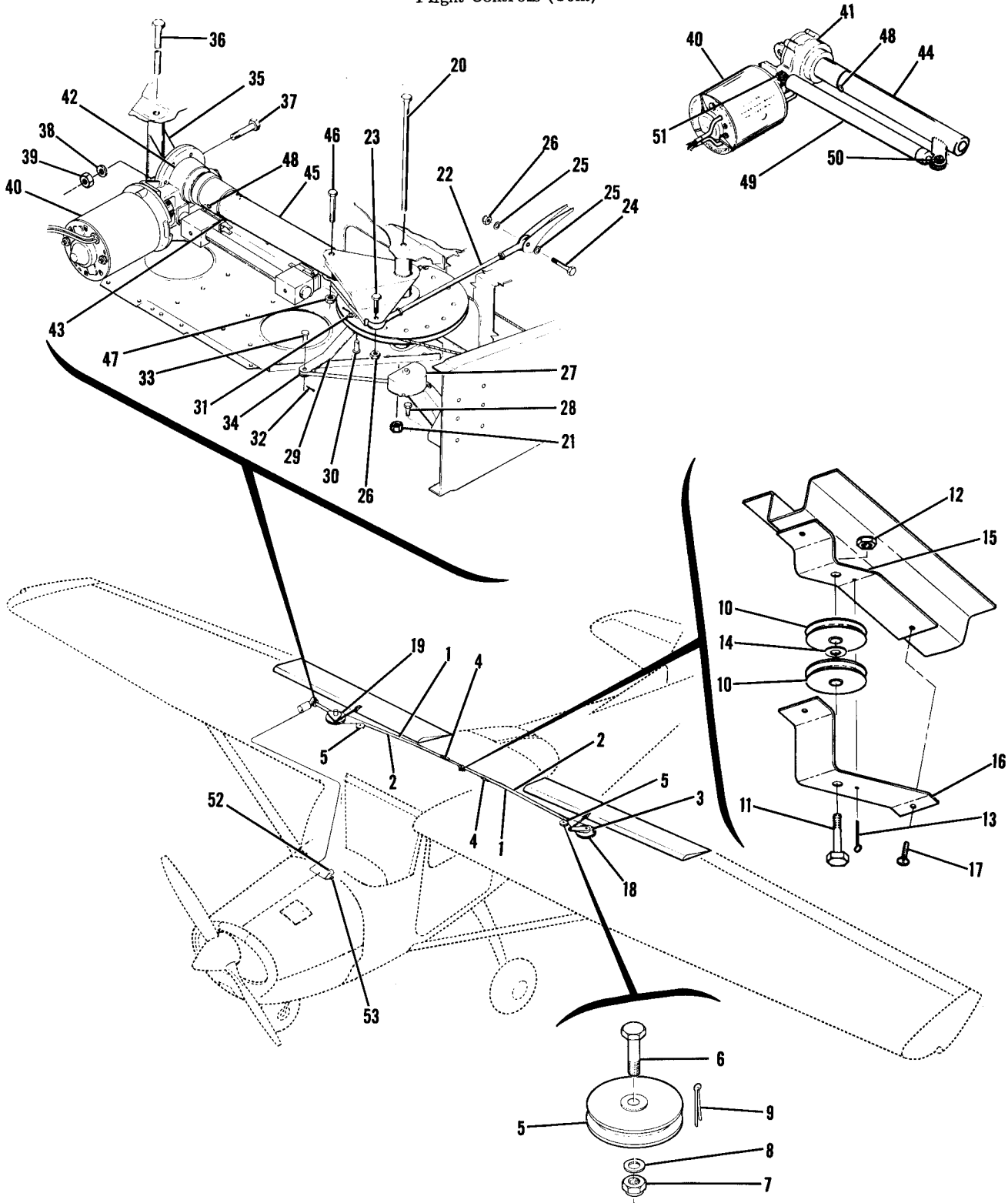
FIGURE AND INDEX NO.	PART NUMBER	DESCRIPTION	UNITS PER ASSY	USABLE ON CODE
158 -		FLAP CONTROL SYSTEM INSTALLATION -----	NP	C
- 1	0510105-59	CABLE-DIRECT UPPER -----	2	
	0510105-159	CABLE-STAINLESS STEEL DIRECT UPPER -----	2	
- 2	0510105-60	CABLE-RETURN UPPER -----	2	
	0510105-160	CABLE-STAINLESS STEEL RETURN UPPER -----	2	
		ATTACHING PARTS		
- 3	AN23-9	BOLT -----	4	
- 4	AN310-3	NUT -----	4	
- 5	MS24665-134	PIN-COTTER -----	4	
		-----*-----		
- 6	0510105-63	CABLE-RETURN LH LOWER -----	1	
	0510105-163	CABLE-STAINLESS STEEL RETURN LH LOWER -----	1	
- 7	0510105-64	CABLE-RETURN RH LOWER -----	1	
	0510105-164	CABLE-STAINLESS STEEL RETURN RH LOWER -----	1	
		ATTACHING PARTS		
- 8	AN23-12	BOLT -----	1	
- 9	AN310-3	NUT -----	1	
-10	MS24665-134	PIN-COTTER -----	1	
		-----*-----		
-11	0510105-61	CABLE-DIRECT LH LOWER -----	1	
	0510105-161	CABLE-STAINLESS STEEL DIRECT LH LOWER -----	1	
-12	0510105-62	CABLE-DIRECT RH LOWER -----	1	
	0510105-162	CABLE-STAINLESS STEEL DIRECT RH LOWER -----	1	
		ATTACHING PARTS		
	AN23-12	BOLT -----	1	
	AN310-3	NUT -----	1	
	MS24665-134	PIN-COTTER -----	1	
		-----*-----		
-13	0510105-21	CABLE-RETURN FORWARD -----	1	
	0510105-121	CABLE-STAINLESS STEEL RETURN FORWARD -----	1	
		ATTACHING PARTS		
-14	AN23-16	BOLT -----	1	
-15	AN310-3	NUT -----	1	
-16	MS24665-134	PIN-COTTER -----	1	
		-----*-----		
-17	0510105-22	CABLE-DIRECT FORWARD -----	1	
	0510105-122	CABLE-STAINLESS STEEL DIRECT FORWARD -----	1	
		ATTACHING PARTS		
-18	AN23-16	BOLT -----	1	
-19	AN310-3	NUT -----	1	
-20	MS24665-134	PIN-COTTER -----	1	
		-----*-----		
-21	S378-2	PULLEY -----	1	
		ATTACHING PARTS		
-22	AN3-6A	BOLT -----	1	
-23	MS21044N3	NUT -----	1	
		-----*-----		
-24	MS24665-134	PIN-COTTER -----	1	
-25	S378-2	PULLEY -----	4	
		ATTACHING PARTS		
-26	AN3-6A	BOLT -----	1	
-27	MS21044N3	NUT -----	1	
		-----*-----		
-28	MS24665-132	PIN-COTTER -----	4	
-29	S378-2	PULLEY -----	4	
		ATTACHING PARTS		
-30	AN3-10A	BOLT -----	1	
-31	AN960-416	WASHER -----	1	
-32	MS21044N3	NUT -----	1	
		-----*-----		
-33	MS24665-136	PIN-COTTER -----	2	
-34	S394	PULLEY -----	1	
		ATTACHING PARTS		
-35	AN3-6A	BOLT -----	1	
-36	0411783	BUSHING -----	1	
-37	MS21044N3	NUT -----	1	
		-----*-----		

CONTINUED ON NEXT PAGE

FIGURE AND INDEX NO.	PART NUMBER	DESCRIPTION							UNITS PER ASSY	USABLE ON CODE
		1	2	3	4	5	6	7		
158 -38	MS24665-134	PIN-COTTER -----							1	
-39	S378-2	PULLEY -----							2	
		ATTACHING PARTS								
-40	AN3-7A	BOLT -----							1	
-41	AN960-10	WASHER -----							2	
-42	MS21044N3	NUT -----							1	
		---*---								
-43	MS24665-134	PIN-COTTER -----							2	
-44	S378-4	PULLEY -----							4	
		ATTACHING PARTS								
-45	AN4-21A	BOLT -----							1	
-46	MS21044N3	NUT -----							1	
-47	NAS43HT4-10	SPACER -----							1	
		---*---								
-48	0512135	GUARD -----							2	
-49	0510166-6	LEVER ASSEMBLY -----							1	
		ATTACHING PARTS								
-50	AN4-62A	BOLT -----							1	
-51	MS16624-43	**	SNAP RING -----						1	
-52	0510178-1	*	BUSHING -----						1	
-53	MS21042L4		NUT -----						1	
		---*---								
-54	0510167	LATCH ASSEMBLY-LEVER -----							1	
-55	0510169-3	ROD-LATCH -----							1	
-56	0510193-1	KNOB WHEN EXHAUSTED USE 0510203-1 -----							1	A
	0510203-1	KNOB ASSEMBLY -----							1	B
	0510177	BUSHING-LATCH -----							1	
-57	AN960-4	WASHER -----							2	
	0510176	SPRING-LATCH RETURN -----							1	
-58	0510172-3	CAM -----							1	
-59	0510172-4	CAM -----							1	
	0510173	SPACER -----							2	
-60	NAS42HT5-36	SPACER -----							2	
-61	NAS42HT4-16	SPACER -----							4	
-62	0510194-1	PLACARD -----							1	
-63	0510188	PLACARD -----							1	
-64	0510171-1	RACHET -----							1	
		ATTACHING PARTS								
-65	AN4-62A	BOLT -----							1	
-66	0510181	SPACER-LH -----							1	
-67	0510181-1	SPACER-RH -----							1	
-68	0510184	BUSHING -----							1	
-69	MS21042L4	NUT -----							1	
		---*---								
-70	AN155B16S	BARREL -----							4	
-71	0523535	BELLCRANK-LH -----							1	
	0523535-1	BELLCRANK-RH -----							1	
-72	0523537	ROD ASSEMBLY -----							2	
<p>NOTE.* WHEN ORDERING THIS PART FOR AIRPLANES PRIOR TO 172 SERIAL 17250573 OR P172 SERIAL 17257189, ALSO ORDER PART MARKED **.</p> <p>A---172 SERIAL 17249545 THRU 17250572 P172 SERIAL P17257120 THRU P17257188 F172 SERIAL F172-0001 THRU F172-0018 FP172 SERIAL FP172-0001 THRU FP172-0003</p> <p>B---172 SERIAL 17250573 THRU 17251822 F172 SERIAL F172-0019 THRU F172-0085</p> <p>C---172 SERIAL 17249545 THRU 17251822 F172 SERIAL F172-0001 THRU F172-0085 P172 SERIAL P17257120 THRU P17257188 FP172 SERIAL FP172-0001 THRU FP172-0003</p>										

FIGURE AND INDEX NO.	PART NUMBER	DESCRIPTION	UNITS PER ASSY	USABLE ON CODE
		1 2 3 4 5 6 7		
159 -		FLAP SYSTEM INSTALLATION-ELECTRIC -----	NP	A
- 1	0510105-93	CABLE-FLAP RETRACT LH & DIRECT RH -----	1	
	0510105-193	CABLE-FLAP STAINLESS STEEL -----	1	
- 2	0510105-94	CABLE-FLAP RETRACT RH & DIRECT LH -----	1	
	0510105-194	CABLE-FLAP STAINLESS -----	1	
		ATTACHING PARTS -----		
- 3	MS20392-1C11	PIN -----	2	
	MS24665-134	PIN-COTTER -----	2	
- 4	AN155B16S	BARREL -----	1	
		-----*-----		
- 5	S378-2	PULLEY -----	2	
		ATTACHING PARTS -----		
- 6	AN3-7A	BOLT -----	1	
- 7	MS21044N3	NUT -----	1	
- 8	AN960-10	WASHER -----	1	
		-----*-----		
- 9	MS24665-134	PIN-COTTER -----	1	
-10	S378-1L	PULLEY -----	2	
		ATTACHING PARTS -----		
-11	AN3-10A	BOLT -----	1	
-12	MS21044N3	NUT -----	1	
-13	MS24665-285	PIN-COTTER -----	1	
-14	AN960-10	WASHER -----	1	
		-----*-----		
-15	0512172-1	BRACKET-UPPER MOUNTING -----	1	
-16	0512172-2	BRACKET-LOWER MOUNTING -----	1	
		ATTACHING PARTS -----		
-17	AN520-10R6	SCREW -----	2	
		-----*-----		
-18	0760612-7	DRIVE PULLEY ASSEMBLY-LH -----	1	
-19	0760612-1	DRIVE PULLEY ASSEMBLY-RH -----	1	
		ATTACHING PARTS -----		
-20	AN4-60A	BOLT -----	1	
	0523536	BUSHING -----	1	
	0522629-1	WASHER -----	2	
-21	MS21042L4	NUT -----	1	
		-----*-----		
-22	B610	BEARING TOR -----	1	
	0523537	ROD ASSEMBLY -----	1	
		ATTACHING PARTS -----		
-23	AN3-6A	BOLT -----	1	
-24	AN3-11A	BOLT -----	1	
-25	AN960-10	WASHER -----	2	
-26	MS21044N3	NUT -----	2	
		-----*-----		
-27	C590501-0101	POSITION TRANSMITTER-FLAP -----	1	
		ATTACHING PARTS -----		
-28	AN3-3A	BOLT -----	2	
		-----*-----		
-29	0760662-1	ARM ASSEMBLY-FLAP POSITION TRANSMITTER -----	1	E
	0510195-1	ARM ASSEMBLY-FLAP POSITION TRANSMITTER -----	1	F
		ATTACHING PARTS -----		
-30	MS20392-2C13	PIN -----	1	
-31	AN960-10L	WASHER -----	1	
-32	MS24665-132	PIN-COTTER -----	2	
-33	MS20392-2C9	PIN -----	1	
-34	NAS43DD3-12	SPACER -----	1	
		-----*-----		
-35	0760619-1	HINGE ASSEMBLY-FLAP MOTOR -----	1	
		ATTACHING PARTS -----		
-36	AN4-56A	BOLT -----	1	
	0523536	BUSHING -----	1	
	MS21042L4	NUT -----	1	
		-----*-----		
	B610	BEARING TOR -----		
		CONTINUED ON NEXT PAGE		

Flight Controls (Cont)



172 SERIAL 17251823 THRU 17263458
F172 SERIAL F172-0086 THRU F17201234

Figure 159. Flap System Installation - Electric

FIGURE AND INDEX NO.	PART NUMBER	DESCRIPTION							UNITS PER ASSY	USABLE ON CODE
		1	2	3	4	5	6	7		
159 -	C301002-0301	ACTUATOR & MOTOR ASSY FSO SK150-41 & C301002-0301 -----							1	G
		ACTUATOR & MOTOR ASSY INTERNALLY FILTERED -----							1	H
		ATTACHING PARTS								
-37	AN6-15A	BOLT -----							1	
-38	AN960-616	WASHER -----							1	
-39	MS21042L6	NUT -----							1	
		-----*-----								
-40	C301002-0103	MOTOR-FLAP ACTUATOR INTERNALLY FILTERED -----							1	
-41		ACTUATOR-FLAP FSO SK150-41 & C301002-0301 -----							1	
-42	C301002-0308	ACTUATOR & SWITCH BAR ASSY -----							1	G
-43	V3L-3-09	SWITCH -----							2	H
		ATTACHING PARTS								
		SCREW -----							2	
		WASHER -----							2	
		-----*-----								
	C301001-0211	COUPLING-ACTUATOR -----							1	
-44	0409007-4	TUBE ASSY-FLAP ACTUATOR -----							1	G
-45	0760620-1	TUBE ASSY-FLAP ACTUATOR FSO 0760620-9 -----							1	K
	0760620-9	TUBE ASSY-FLAP ACTUATOR -----							1	L
		ATTACHING PARTS								
-46	AN4-15A	BOLT -----							1	
	0760614-1	BUSHING -----							1	
-47	MS21042L4	NUT -----							1	
-48	AN56508H3	SET SCREW -----							1	J
	AN5658428H3	SET SCREW -----							1	L
		-----*-----								
	S1003-66A	BEARING -----							1	
-49	10650	CYLINDER -----							1	G
		ATTACHING PARTS								
-50	NAS221-10	SCREW -----							1	G
	AN960-10L	WASHER -----							1	G
-51	NAS221-14	SCREW -----							1	G
	AN960-10	WASHER -----							1	G
	NAS43HT3-4	SPACER -----							1	G
	0409007-2	BRACKET -----							1	G
	MS21044N3	NUT -----							2	G
		-----*-----								
-52	SEE FIG 102	INDICATOR-FLAP -----							1	
	S1558-1	MOUNTING BRACKET-INDICATOR -----							1	B
-53	0760632-1	SWITCH-FLAP -----							1	C
	S1661-1	SWITCH-FLAP -----							1	U
<p>NOTE. *WHEN ORDERING THIS PART FOR AIRCRAFT PRIOR TO SERIAL 17253393 OR F172-0180 THE C668001-0103 INDICATOR MUST BE USED.</p> <p>NOTE. %WHEN ORDERING THIS PART ALSO ORDER (1) AN5658428H3 SET SCREW.</p>										
<p>A---172 SERIAL 17251823 THRU 17263458 F172 SERIAL F172-0086 THRU F17201234</p> <p>B---172 SERIAL 17253393 THRU 17263458 F172 SERIAL F172-0180 THRU F17201234</p> <p>C---172 SERIAL 17251823 THRU 17254274 F172 SERIAL F172-0086 THRU F172-0319</p> <p>D---172 SERIAL 17254275 THRU 17263458 F172 SERIAL F172-0320 THRU 17201234</p> <p>E---172 SERIAL 17251823 THRU 17255502 F172 SERIAL F172-0086 THRU F172-0479</p> <p>F---172 SERIAL 17255503 THRU 17263458 F172 SERIAL F172-0480 THRU F17201234</p> <p>G---172 SERIAL 17251823 THRU 17259903 F172 SERIAL F172-0086 THRU F17200804</p> <p>H---172 SERIAL 17259904 THRU 17263458 F172 SERIAL F17200805 THRU F17201234</p> <p>J---172 SERIAL 17251823 THRU 17262444 F172 SERIAL F172-0086 THRU F17201224</p> <p>K---172 SERIAL 17259904 THRU 17262444 F172 SERIAL F17200805 THRU F17201224</p> <p>L---172 SERIAL 17262445 THRU 17263458 F172 SERIAL F17201225 THRU F17201234</p>										

Flight Controls (Cont)

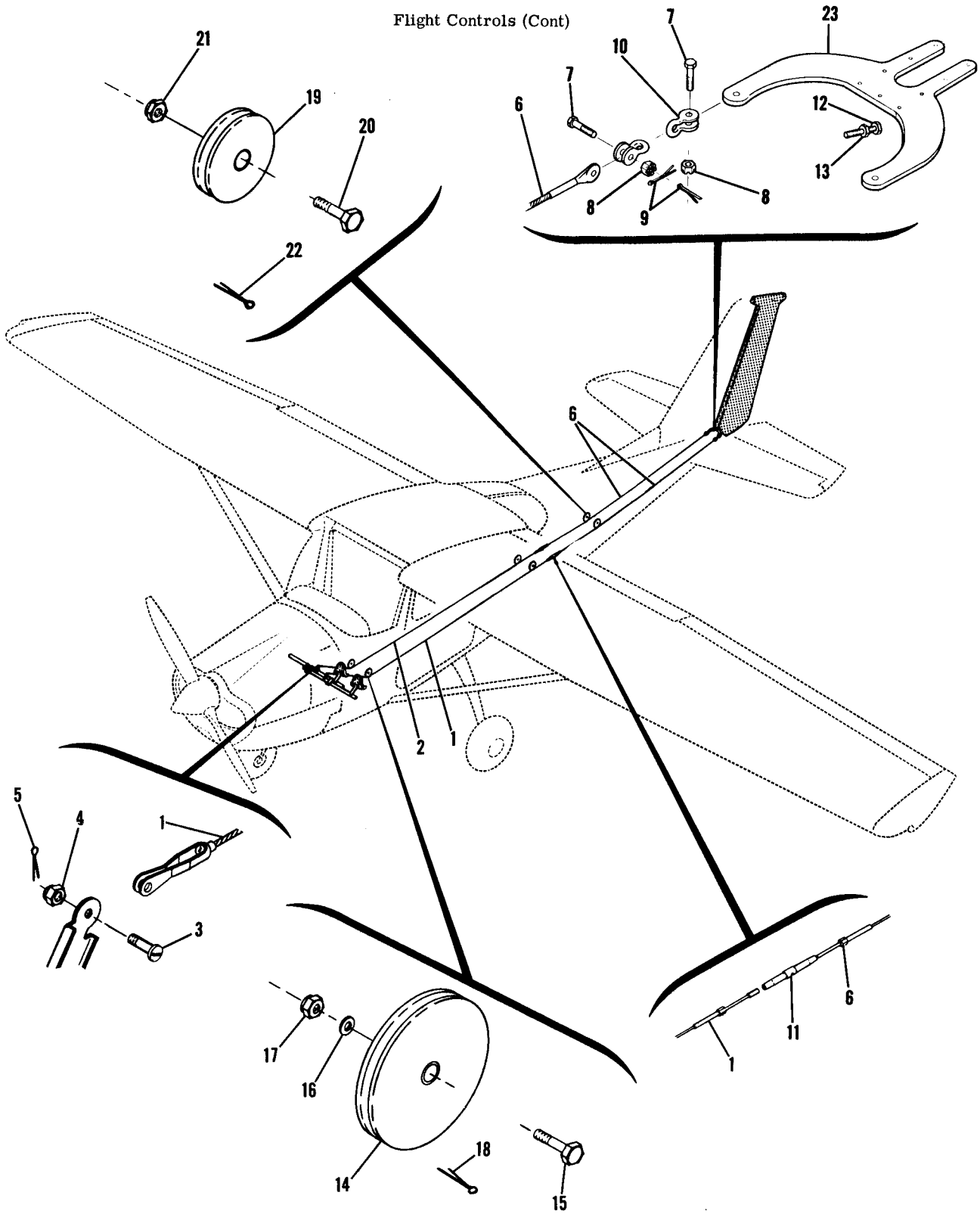


Figure 160. Rudder Control System Installation



FIGURE AND INDEX NO.	PART NUMBER	DESCRIPTION	UNITS PER ASSY	USABLE ON CODE
160 -		1 2 3 4 5 6 7 RUDDER CONTROL SYSTEM INSTALLATION -----		
- 1	0510105-205	CABLE-FORWARD LH -----	NP	
	0510105-305	CABLE-FORWARD LH STAINLESS STEEL -----	1	
- 2	0510105-206	CABLE-FORWARD RH -----	1	
	0510105-306	CABLE-FORWARD RH STAINLESS STEEL -----	1	
		ATTACHING PARTS		
- 3	AN23-10	BOLT -----	1	
- 4	AN310-3	NUT -----	1	
- 5	MS24665-134	COTTER PIN -----	1	
		---*---		
- 6	0510105-207	CABLE-AFT -----	2	
	0510105-307	CABLE-AFT STAINLESS STEEL -----	2	
		ATTACHING PARTS		
- 7	AN23-11	BOLT -----	2	
- 8	AN310-3	NUT -----	2	
- 9	MS24665-134	COTTER PIN -----	2	
-10	0533010-1	SHACKLE -----	2	
		---*---		
-11	AN155832S	BARREL -----	2	
-12	NAS428H3-12	BOLT-RUDDER STOP -----	2	
-13	AN315-3R	NUT-RUDDER STOP -----	2	
-14	S378-4	PULLEY -----	2	
		ATTACHING PARTS		
-15	AN4-14A	BOLT -----	1	
-16	AN960-416L	WASHER -----	1	
-17	MS21042L4	NUT -----	1	
		---*---		
-18	MS24665-355	COTTER PIN -----	2	
-19	S378-3L	PULLEY -----	4	
		ATTACHING PARTS		
-20	AN4-10A	BOLT -----	1	
-21	MS21042L4	NUT -----	1	
		---*---		
-22	MS24665-136	PIN-CUTTER -----	4	
-23	SEE FIG 23	HORN-RUDDER -----	1	

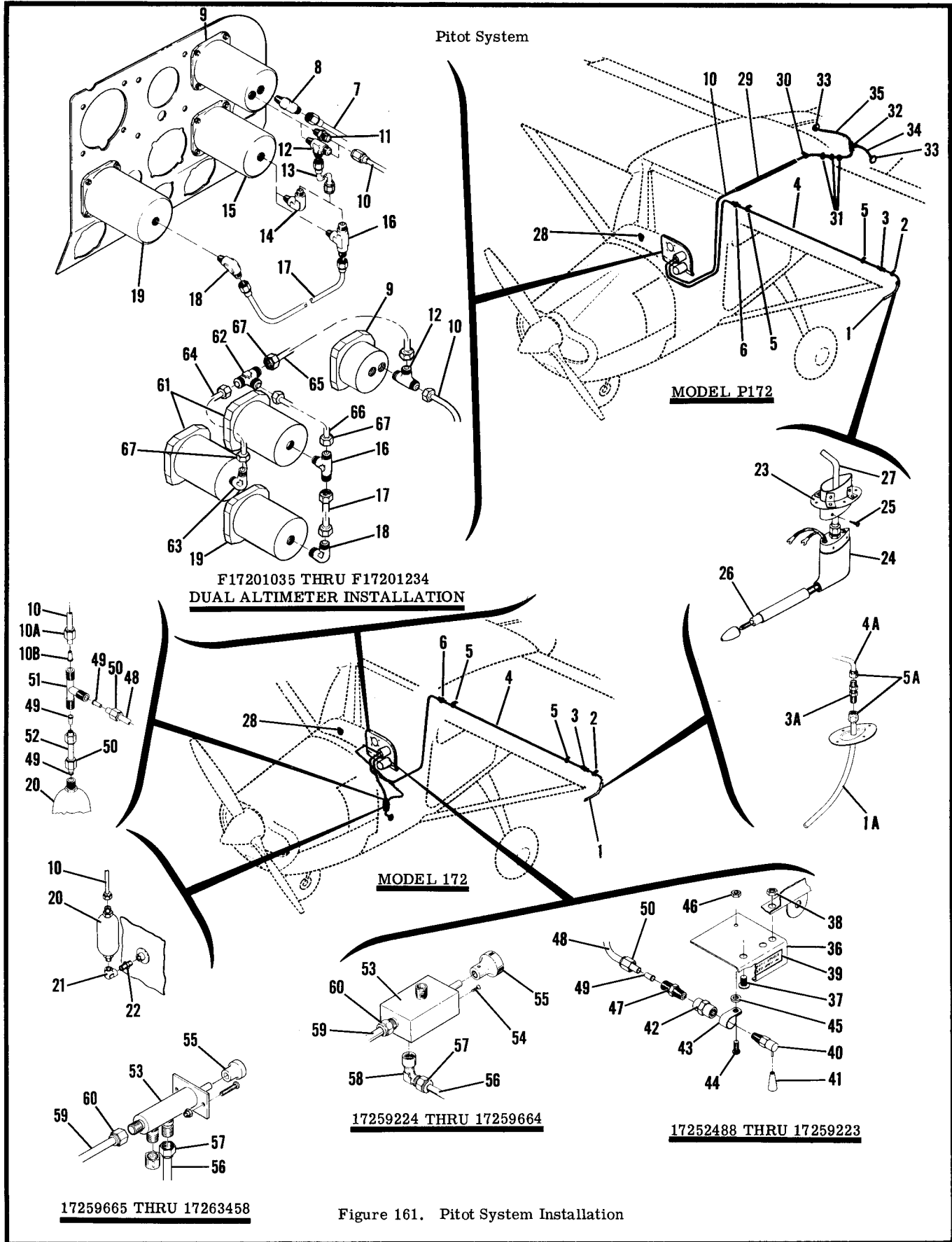


Figure 161. Pitot System Installation

FIGURE AND INDEX NO.	PART NUMBER	DESCRIPTION	UNITS PER ASSY	USABLE ON CODE
		1 2 3 4 5 6 7		
161 -		PITOT SYSTEM INSTALLATION -----	NP	
- 1	0500106-53	TUBE-PITOT -----	1	F
- 1A	0521103-1	TUBE ASSEMBLY-PITOT WEU 0521103-3 -----	1	O
	0521103-3	TUBE ASSEMBLY-PITOT -----	1	P
	0521103-4	TUBE ASSEMBLY-PITOT -----	1	W
		ATTACHING PARTS		
- 2	AN742D4	CLAMP TIN -----	1	F
	NAS395-16-3	NUT -----	1	F
	S1021Z8-8	SCREW -----	1	F
		-----*-----		
- 3	AN815-4D	UNION -----	1	F
- 3A	S1132-1	UNION -----	1	G
- 4	0500106-54	LINE ASSEMBLY-PITOT TUBE TO WING ROOT -----	1	F
- 4A	S1071-1	TUBE-POLYETHYLENE 46.0 IN LG BULK ITEM -----	1	G
		REF S1071-1-46.0		
		ATTACHING PARTS		
- 5	AN742D4	CLAMP TIN -----	2	
	NAS395-16-3	NUT -----	1	
	MS21044N06	NUT -----	1	
	S1021Z8-8	SCREW -----	1	
	AN515-6R8	SCREW -----	1	
		-----*-----		
- 5A	S1130-1	NUT -----	2	G
	S1131-1	INSERT -----	2	G
	S1130-1	NUT -----	1	
- 6	S1132-1	UNION -----	1	
- 7	S1071-1	TUBE-POLYETHYLENE 55 IN LG BULK ITEM -----	1	
		REF S-1071-1-55.0		
	S1130-1	NUT -----	2	
	S1131-1	INSERT -----	2	
- 8	S1135-1	ELBOW -----	1	C
	S1133-1	CONNECTOR -----	1	D
- 9		INDICATOR-AIRSPPEED SEE INSTRUMENT PANEL -----	1	
- 10	S1071-1	TUBE-POLYETHYLENE 16 IN LG BULK ITEM -----	1	A
		REF S-1071-1-16.0		
	S1071-1	TUBE-POLYETHYLENE * IN LG BULK ITEM -----	1	B
		REF S1071-1-*		
- 10A	S1130-1	NUT -----	2	
- 10B	S1131-1	INSERT -----	2	
- 11	S1133-1	CONNECTOR -----	1	
- 12	S1139-1	TEE -----	1	
- 13	S1071-1	TUBE-POLYETHYLENE 11 IN LG BULK ITEM -----	1	C
		REF S-1071-1-11.0		
	S1071-1	TUBE-POLYETHYLENE 9 IN LG BULK ITEM -----	1	D
		REF S-1071-1-9.00		
	S1130-1	NUT -----	2	
	S1131-1	INSERT -----	2	
- 14	S1135-1	ELBOW -----	1	C
	S1133-1	CONNECTOR -----	1	D
- 15		ALTIMETER SEE INSTRUMENT PANEL -----	1	
- 16	S1139-1	TEE -----	1	
- 17	S1071-1	TUBE POLYETHYLENE 11 IN LG BULK ITEM -----	1	C
		REF S-1071-1-11.0		
	S1071-1	TUBE-POLYETHYLENE 9 IN LG BULK ITEM -----	1	D
		REF S-1071-1-9.00		
	S1130-1	NUT -----	2	
	S1131-1	INSERT -----	2	
- 18	S1135-1	ELBOW -----	1	
- 19		INDICATOR-VERTICAL SPEED SEE INSTRUMENT PANEL -----	1	
- 20	S1258-1	SUMP ASSEMBLY-PITOT STATIC LINE -----	1	A
- 21	AN916-1D	ELBOW -----	1	A
- 22	AN911-1D	NIPPLE -----	1	A
- 23	0721101-8	CONNECTOR ASSEMBLY -----	1	
		ATTACHING PARTS		
	S1021Z8-8	SCREW -----	4	
		-----*-----		
	NAS395-14-3	NUT -----	4	

CONTINUED ON NEXT PAGE

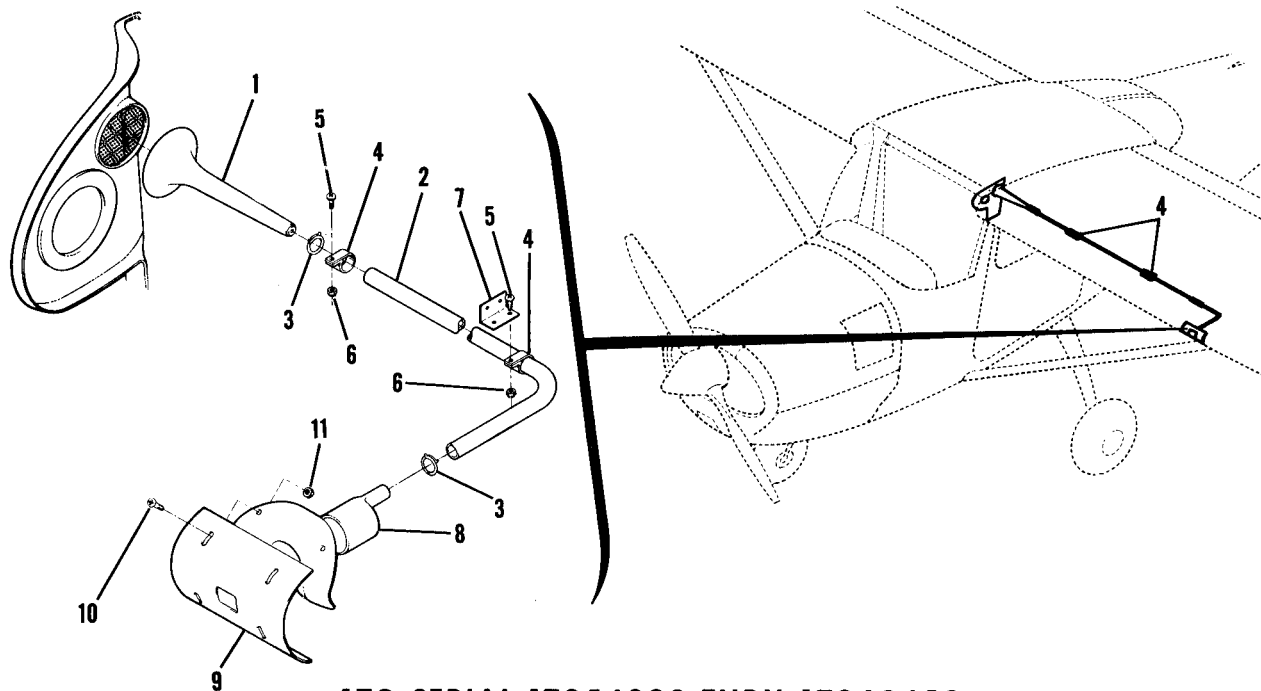
FIGURE AND INDEX NO.	PART NUMBER	DESCRIPTION						UNITS PER ASSY	USABLE ON CODE
		1	2	3	4	5	6		
161 -24	0721105-2	PITOT TUBE ASSEMBLY	HEATED					1	C
	0721105-17	PITOT TUBE ASSEMBLY	HEATED					1	R
	0721105-15	PITOT TUBE ASSEMBLY	HEATED					1	S
	0721105-30	PITOT TUBE ASSEMBLY	HEATED					1	T
	0721105-27	PITOT TUBE ASSEMBLY	HEATED					1	U
	0721105-30	PITOT TUBE ASSEMBLY	HEATED	FLOATPLANE ONLY				1	U
-25	AN507-640R4	ATTACHING PARTS	SCREW					4	
-26	0721105-5	HEATER ASSEMBLY						1	
-27	0500106-261	LINE ASSEMBLY-PITOT TUBE TO UNION						1	F
-28	S1232-10	CIRCUIT BREAKER ASSEMBLY						1	C
	S1360-10	CIRCUIT BREAKER ASSEMBLY						1	D
	0513153-6	PLACARD-PITOT HEAT						1	C
	0713026-4	SWITCH-CIRCUIT BREAKER ASSEMBLY						1	K
	S1824-1	SWITCH						1	L
	0713303-2	KNOB ASSEMBLY-SWITCH						1	C
-29	S292-8	SLEEVE * IN LG	BULK ITEM	REF S292-8-*				1	B
-30	AN742D5	CLAMP						1	B
	S102128-8	SCREW						1	B
	NAS446-4	NUT						1	B
-31	MS35489-9	GROMMET						3	B
-32	S1137-1	TEE-NYLON						1	B
-33	S1419-1	BUTTON-STATIC SOURCE						2	B
		ATTACHING PARTS							
	AN316-7R	NUT						1	B
	AN960-716L	WASHER						1	B
	S1278-2	CLIP						1	B
-34	S1071-1	TUBE-POLYETHYLENE * IN LG	BULK ITEM	REF S1071-1-*				1	B
	S1130-1	NUT-NYLON						2	B
	S1131-1	INSERT						2	B
-35	S1071-1	TUBE-POLYETHYLENE * IN LG	BULK ITEM	REF S1071-1-*				1	B
	S1130-1	NUT-NYLON						2	B
	S1131-1	INSERT						2	B
		STATIC SOURCE INSTALLATION-ALTERNATE						NP	E
-36	0713244-1	BRACKET						1	H
	0513417-1	BRACKET ASSEMBLY						1	J
		ATTACHING PARTS							
-37	AN515-8R6	SCREW						2	
-38	MS21044V08	NUT						2	
-39	1200678-2	PLACARD						1	
-40	0511199-20	VALVE						1	
-41	S430-1	KNOB						1	
-42	AN910-1D	COUPLING						1	
-43	MS21919D9	CLAMP						1	
-44	AN520-10R8	SCREW						1	
-45	AN960D10	WASHER						1	
-46	MS21044N3	NUT						1	
-47	S1133-1	CONNECTOR						1	
-48	S1071-1	TUBE-POLYETHYLENE	18.00 IN LG	BKI	REF S1071-1-18.00			1	
					REF S1071-1-*				
-49	S1131-1	INSERT						4	
-50	S1130-1	NUT						4	
-51	S1137-1	TEE						1	
-52	S1071-1	TUBE-POLYETHYLENE	2.0 IN LG	BULK ITEM	REF S1071-1-2.0			1	
		STATIC SOURCE INSTALLATION-ALTERNATE						NP	L
-53	S2066-1	VALVE	WEU 2013142-1					1	M
	S2116-1	VALVE	WEU 2013142-1					1	N
	2013142-1	VALVE ASSY						1	Q
		ATTACHING PARTS							
-54	AN509-8R7	SCREW						2	L
	MS21044V08	NUT						2	
-55	S1981-5	KNOB ASSEMBLY						1	L
-56	S1071-1	TUBE-POLYETHYLENE	* IN LG	BULK ITEM	REF S1071-1-*			1	L
		ATTACHING PARTS							
-57	S1130-1	NUT						2	L
	S1131-1	INSERT						2	L
-58	S2071-1	ELBOW						1	M
		ATTACHING PARTS							

CONTINUED ON NEXT PAGE

FIGURE AND INDEX NO.	PART NUMBER	DESCRIPTION	UNITS PER ASSY	USABLE ON CODE
161 -59	S1071-1	TUBE-POLYETHYLENE * IN LG BULK ITEM REF S1071-1-*	1	L
-60	S1130-1	ATTACHING PARTS	1	L
	S1131-1	NUT	1	L
		INSERT -----		
		-----*		
		DUAL ALTIMETER INSTALLATION -----	NP	V
-61		ALTIMETER SEE INSTRUMENT PANEL -----	2	
-62	S1139-1	TEE -----	1	
-63	S1135-1	ELBOW -----	1	
-64	S1071-1	TUBE-POLYETHYLENE * IN LG BKI REF S1071-1-*	1	
-65	S1071-1	TUBE-POLYETHYLENE * IN LG BKI REF S1071-1-*	1	
-66	S1071-1	TUBE-POLYETHYLENE * IN LG BKI REF S1071-1-*	1	
-67	S1130-1	NUT	6	
	S1131-1	INSERT -----	6	
		NOTE. *LENGTHS TO BE ADDED LATER		
		NOTE. %WHEN ORDERING THIS PART ALSO ORDER S1130-1 NUT, INDEX 5A.		
		A---172 SERIAL 17249545 THRU 17263458 F172 SERIAL F172-0001 THRU F17201234		
		B---P172 SERIAL P17257120 THRU P17257188 FP172 SERIAL FP172-0001 THRU FP172-0003		
		C---172 SERIAL 17249545 THRU 17250572 F172 SERIAL F172-0001 THRU F172-0018 P172 SERIAL P17257120 THRU P17257188 FP172 SERIAL FP172-0001 THRU FP172-0003		
		D---172 SERIAL 17250573 THRU 17263458 F172 SERIAL F172-0019 THRU F17201234		
		E---172 SERIAL 17252488 THRU 17259223 F172 SERIAL F172-0160 THRU F17200754		
		F---172 SERIAL 17249545 THRU 17254892 F172 SERIAL F172-0001 THRU F172-0319 P172 SERIAL P17257120 THRU P17257188 FP172 SERIAL FP172-0001 THRU FP172-0003		
		G---172 SERIAL 17254893 THRU 17263458 F172 SERIAL F172-0320 THRU F17201234		
		H---172 SERIAL 17252488 THRU 17258486 F172 SERIAL F172-0160 THRU F17200654		
		J---172 SERIAL 17258487 THRU 17259223 F172 SERIAL F17200655 THRU F17200754		
		K---172 SERIAL 17250573 THRU 17259223 F172 SERIAL F172-0019 THRU F17200754		
		L---172 SERIAL 17259224 THRU 17263458 F172 SERIAL F17200755 THRU F17201234		
		M---172 SERIAL 17259224 THRU 17259604 F172 SERIAL F17200755 THRU F17200764		
		N---172 SERIAL 17259605 THRU 17260024 F172 SERIAL F17200765 THRU F17200904		
		O---172 SERIAL 17254893 THRU 17259779 F172 SERIAL F172-0320 THRU F17200804		
		P---172 SERIAL 17259780 THRU 17263458 F172 SERIAL F17200805 THRU F17201234		
		Q---172 SERIAL 17260025 THRU 17263458 F172 SERIAL F17200905 THRU F17201234		
		R---172 SERIAL 17250573 THRU 17254892 F172 SERIAL F172-0019 THRU F172-0319		
		S---172 SERIAL 17254893 THRU 17260758 F172 SERIAL F172-0320 THRU F17200904		
		T---172 SERIAL 17260759 THRU 17261898 F172 SERIAL F17200905 THRU F17201034		
		U---172 SERIAL 17261899 THRU 17263458 F172 SERIAL F17201035 THRU F17201234		
		V---F172 SERIAL F17201035 THRU F17201234		
		W---172 SERIAL 17260759 THRU 17263458 F172 SERIAL F17200905 THRU F17201234		

This page intentionally left blank.

Stall Warning

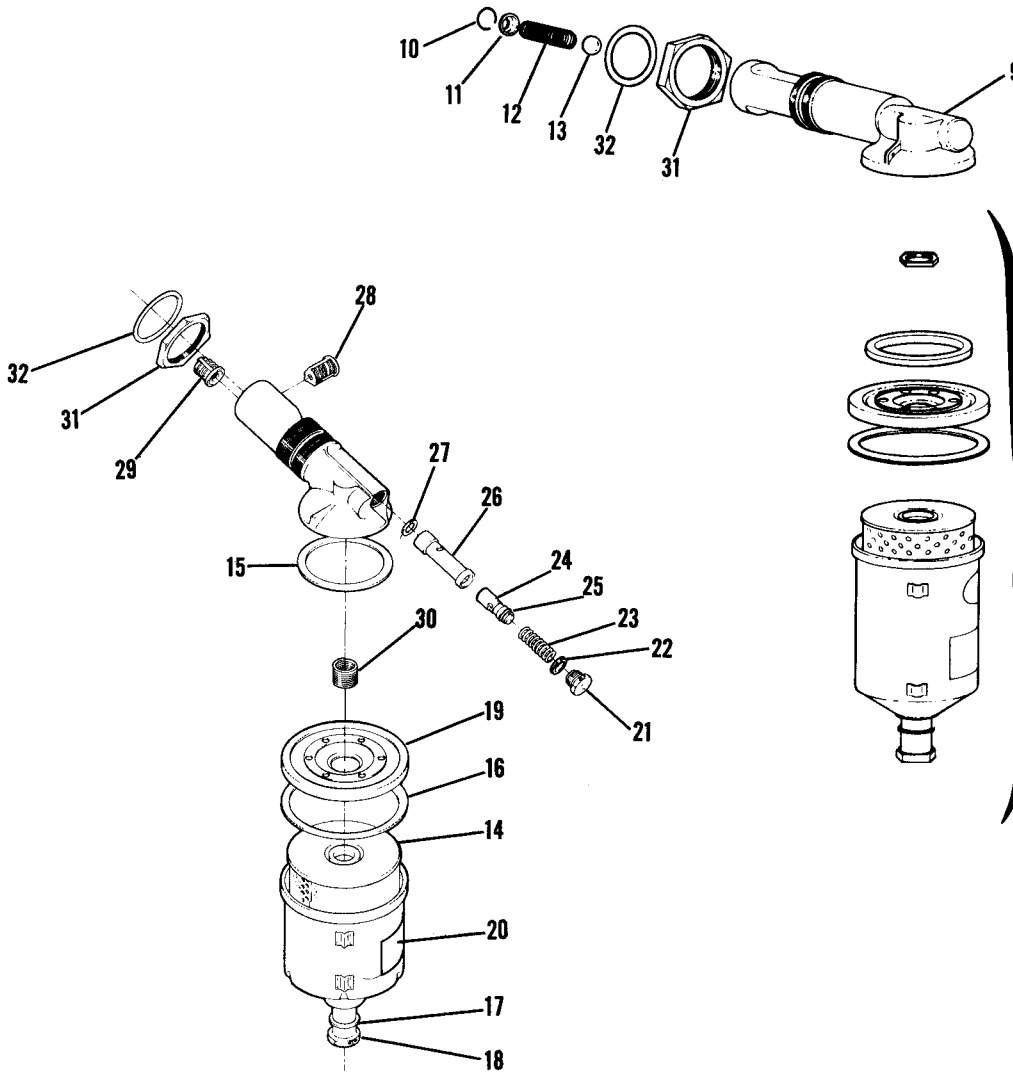


172 SERIAL 17254893 THRU 17263458
F172 SERIAL F172-0320 THRU F17201234

Figure 162. Stall Warning Horn Installation

FIGURE AND INDEX NO.	PART NUMBER	DESCRIPTION	UNITS PER ASSY	USABLE ON CODE
162 -		1 2 3 4 5 6 7		
- 1	0413483-1	STALL WARNING HORN INSTALLATION -----	NP	A
- 2	S1071-4	HORN ASSEMBLY-STALL WARNING -----	1	
		TUBE 72.0 IN LG BULK ITEM REF S1071-4-72.0 -----	1	
		ATTACHING PARTS -----		
- 3	S1494-8	CLAMP -----	2	
- 4	AN742D8	CLAMP -----	4	
- 5	S1021Z6-6	SCREW -----	4	
- 6	NAS395-12-3	NUT -----	4	
- 7	0422292	BRACKET -----	1	
		---*---		
- 8	0413485-1	SCOOP ASSEMBLY -----	1	D
	0413028-10	SCOOP ASSEMBLY -----	1	E
	0413485-2	SCREEN INSIDE SCOOP -----	1	
- 9	0413028-4	SCOOP PLATE-STALL WARNING -----	1	B
	0413028-8	SCOOP PLATE-STALL WARNING -----	1	C
	0413028-9	SCOOP PLATE-STALL WARNING -----	1	E
		ATTACHING PARTS -----		
-10	S1021Z8-8	SCREW -----	4	
-11	NAS395-18-1	NUT -----	4	
		---*---		
		A---172 SERIAL 17254893 THRU 17263458 F172 SERIAL F172-0320 THRU F17201234		
		B---172 SERIAL 17254893 THRU 17259223 F172 SERIAL F172-0320 THRU F17200754		
		C---172 SERIAL 17259224 THRU 17260758 F172 SERIAL F17200755 THRU F17200904		
		D---172 SERIAL 17254893 THRU 17260758 F172 SERIAL F172-0320 THRU F17200904		
		E---172 SERIAL 17260759 THRU 17263458 F172 SERIAL F17200905 THRU F17201234		

Oil Filter



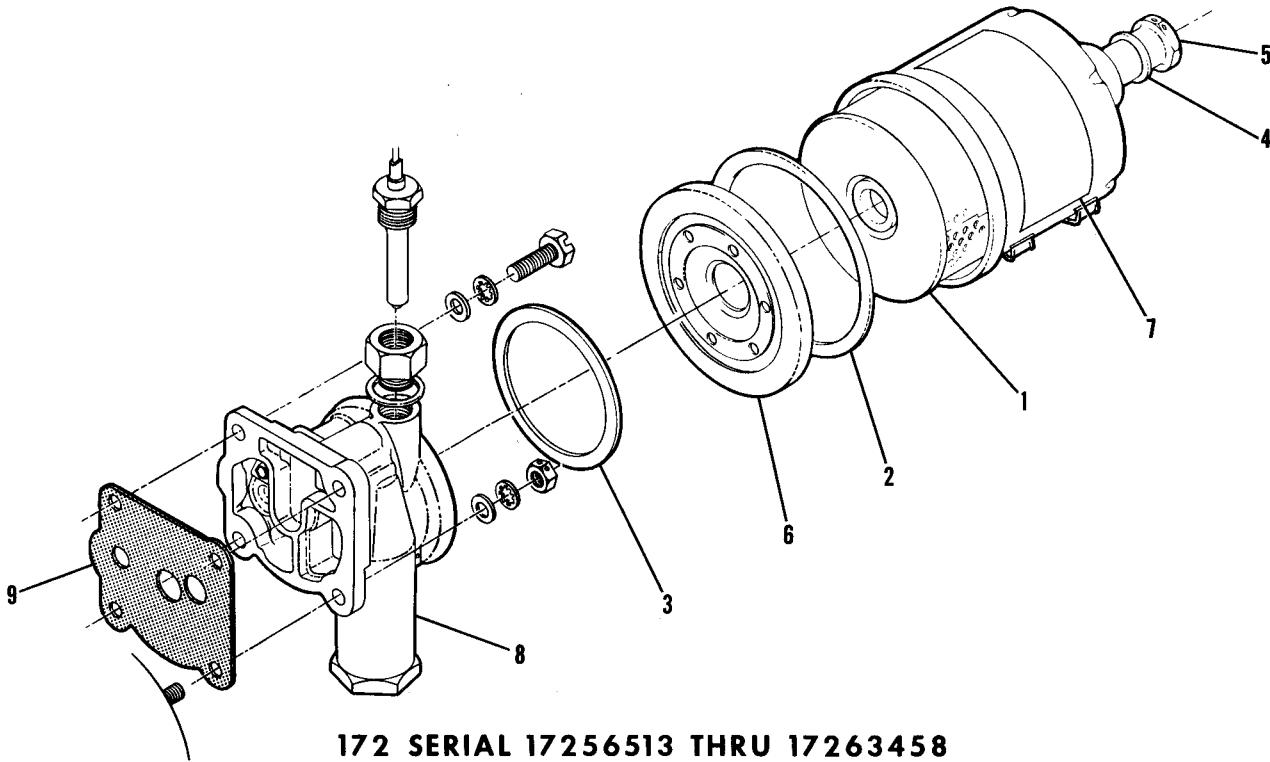
REPLACEMENT PARTS FOR THIS FILTER ARE NOT AVAILABLE. ORDER SK210-49B

172 SERIAL 17249545 THRU 17256512
F172 SERIAL F172-0001 THRU F17200804

Figure 163. Oil Filter Installation

FIGURE AND INDEX NO.	PART NUMBER	DESCRIPTION	UNITS PER ASSY	USABLE ON CODE
163 -		OIL FILTER INSTALLATION -----		
- 1		OIL FILTER ASSEMBLY ORDER SK210-49B -----	NP	C
- 2		DELETED-NOT AVAILABLE -----	NP	A
- 3		DELETED-NOT AVAILABLE -----		
- 4		DELETED-NOT AVAILABLE -----		
- 5		DELETED-NOT AVAILABLE -----		
- 6		DELETED-NOT AVAILABLE -----		
- 7		DELETED-NOT AVAILABLE -----		
- 8		DELETED-NOT AVAILABLE -----		
- 9		ADAPTER ASSEMBLY-OIL FILTER ORDER AK172-112 -----	NP	A
-10	1250407-1	SNAP RING -----	1	
-11	1250408-1	CAP-RETAINER -----	1	
-12	0556004-7	SPRING -----	1	
-13	S272-17	BALL -----	1	
	C294505-0101	OIL FILTER ASSEMBLY -----	1	B
-14	C294505-0102 *	FILTER ELEMENT KIT -----	1	
-15	6436635	GASKET AC -----	1	
-16	6436637	GASKET AC -----	1	
-17	5579654	METAL GASKET AC -----	1	
-18	6436916 *	STUD-CENTER AC -----	1	
-19	6436989 *	LID-OIL FILTER AC -----	1	
-20	1250410-3 *	PLACARD-OIL FILTER -----	1	
	0556010-1	ADAPTER ASSEMBLY-OIL FILTER LANDPLANE -----	1	B
	0450404-200	ADAPTER ASSEMBLY-OIL FILTER FLOATPLANE ONLY -----	1	B
-21	0756018-2	PLUG -----	1	
-22	AN6227B11	O RING -----	1	
-23	0756021-1	SPRING -----	1	
-24	0756020-1	PISTON -----	1	
-25	AN6227B6	O RING -----	1	
-26	0756019-1	SLEEVE -----	1	
-27	MS20002C6	WASHER -----	1	
-28	0756022-1	VALVE-BY PASS -----	1	
-29	0756022-2	VALVE-OUTLET -----	1	
-30	MS124663	INSERT -----	1	
-31	1250405-1	NUT-PACKING -----	1	
-32	AN123883	PACKING-ADAPTER -----	1	
	SE709	WRENCH ADAPTER-OIL FILTER -----	1	
<p>NOTE. *THESE ARE ALSO REPLACEMENT PARTS FOR SK210-49B</p> <p>A---172 SERIAL 17249545 THRU 17253392 F172 SERIAL F172-0001 THRU F172-0179</p> <p>B---172 SERIAL 17253393 THRU 17256512 F172 SERIAL F172-0180 THRU F17200804</p> <p>C---172 SERIAL 17249545 THRU 17256512 F172 SERIAL F172-0001 THRU F17200804</p>				

Oil Filter (Cont)



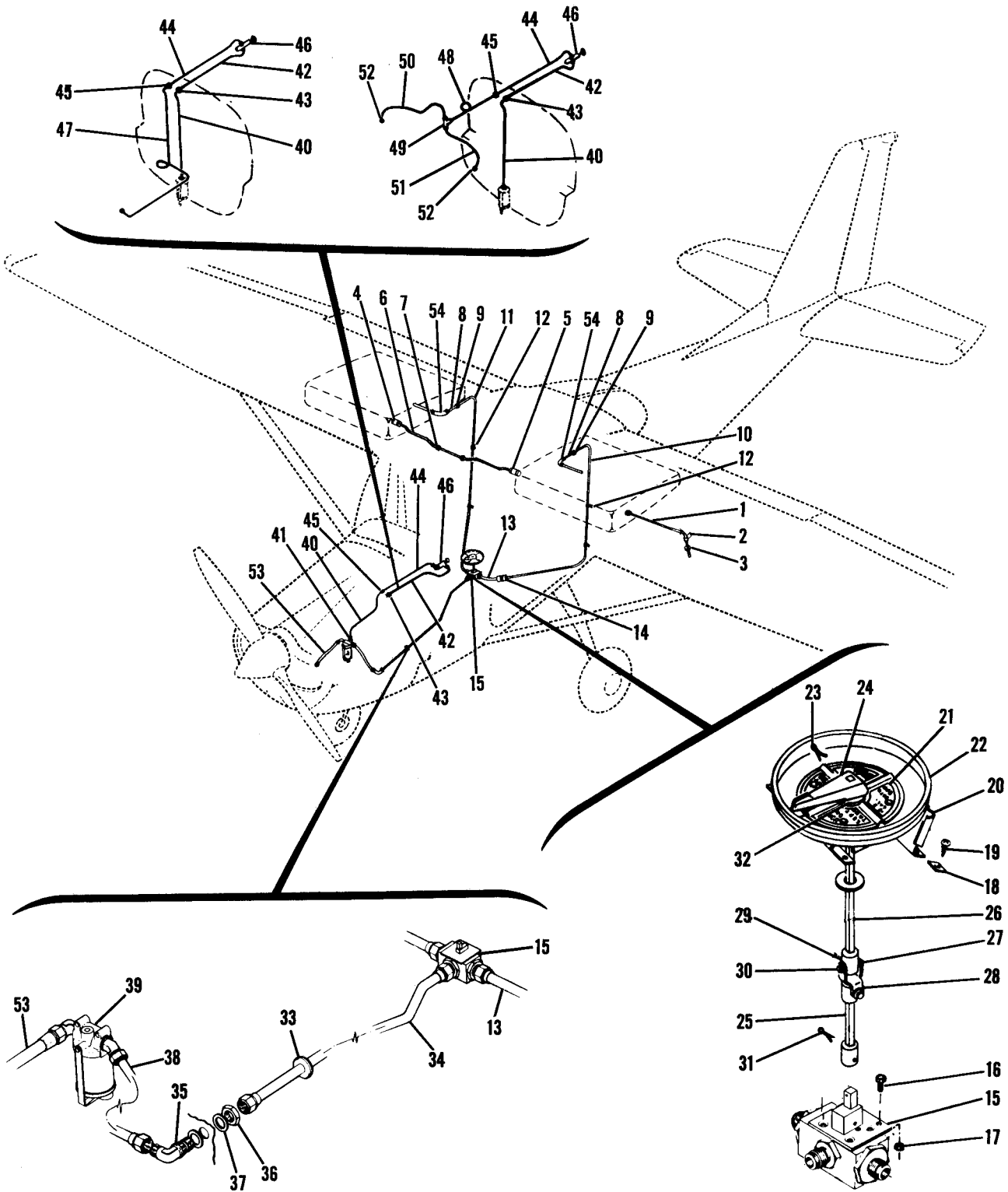
172 SERIAL 17256513 THRU 17263458
 F172 SERIAL F17200805 THRU F17201234

Figure 164. Oil Filter Installation

FIGURE AND INDEX NO.	PART NUMBER	DESCRIPTION	UNITS PER ASSY	USABLE ON CODE
164 -		1 2 3 4 5 6 7 OIL FILTER INSTALLATION -----	NP	A
- 1	C294505-0101	OIL FILTER ASSEMBLY -----	1	
- 2	C294505-0102	FILTER ELEMENT KIT -----	1	
- 3	6436637	GASKET AC -----	1	
- 4	6436635	GASKET AC -----	1	
- 5	5579654	METAL GASKET AC -----	1	
- 6	6436916	STUD-CENTER AC -----	1	
- 7	6436989	LID-OIL FILTER AC -----	1	
- 8	1250410-3	PLACARD-OIL FILTER -----	1	
- 9	75528	ADAPTER ASSEMBLY-OIL FILTER LY -----	1	
- 9	74904	GASKET-ADAPTER LY -----	1	
		A---172 SERIAL 17256513 THRU 17263458 F172 SERIAL F17200805 THRU F17201234		

This page intentionally left blank.

Fuel System



172 SERIAL 17249545 THRU 17251822
P172 SERIAL P17257120 THRU P17257188

Figure 165. Fuel System Installation



FIGURE AND INDEX NO.	PART NUMBER	DESCRIPTION	UNITS PER ASSY	USABLE ON CODE
165 -		1 2 3 4 5 6 7 FUEL SYSTEM INSTALLATION -----		
- 1	0523559-8 0523559-6	LINE ASSEMBLY-VENT ----- LINE ASSEMBLY-VENT ----- ATTACHING PARTS -----	NP 1 1	C A B
- 2	0512006-1 S14860G6L S1021Z8-8	ANGLE ----- CLAMP ----- SCREW ----- *-----	1 1 1	
- 3	MS35489-11	GROMMET -----	1	
- 4	S1495-6-	HOSE 3.0 IN LG BULK ITEM REF S1495-6-3.00 ----- ATTACHING PARTS -----	2	
- 5	S1891-10	CLAMP BC ----- *-----	2	
- 6	0500106-118	LINE ASSEMBLY-VENT ----- ATTACHING PARTS -----	1	
- 7	S1591-2	HARNES BAND UC ----- *-----	2	
- 8	0500106-83	LINE ASSEMBLY-FUEL TANK TO UNION -----	2	
- 9	AN815-6D	UNION -----	2	
-10	0500106-179	LINE ASSEMBLY-UNION TO UNION LH -----	1	
-11	0500106-178	LINE ASSEMBLY-UNION TO UNION RH ----- ATTACHING PARTS -----	1	
-12	S1485D6 S1021Z8-8	CLAMP TIN ----- SCREW ----- *-----	2 2	
-13	0500106-189	LINE ASSEMBLY-UNION TO SELECTOR VALVE LH -----	1	
	0500106-177	LINE ASSEMBLY-UNION TO SELECTOR VALVE RH -----	1	
-14	AN815-6D	UNION -----	1	
-15	SEE FIG 171	VALVE ASSEMBLY-FUEL SELECTOR ----- ATTACHING PARTS -----	1	
-16	AN3-4A	BOLT -----	2	
-17	MS21044N3	NUT ----- *-----	2	
	0511191-4 0511191-5	BRACKET ASSEMBLY-FUEL SELECTOR VALVE ----- BRACKET ASSEMBLY-FUEL SELECTOR VALVE ----- ATTACHING PARTS -----	1 1	A B
-18	NAS395-18-3	NUT -----	2	
-19	S1021Z8-6	SCREW ----- *-----	2	
-20	0511190	BRACKET -----	1	
-21	0511167-13 0511167-15	PLATE ASSEMBLY ----- PLATE ASSEMBLY ----- ATTACHING PARTS -----	1 1	A B
	S1021Z4-6	SCREW ----- *-----	4	
	0511167-12	PLACARD-FUEL SELECTION -----	1	A
	0511167-14	PLACARD-FUEL SELECTION -----	1	B
-22	0511198 0511157-19	CUP ----- HANDLE ASSEMBLY-FUEL SELECTOR VALVE ----- ATTACHING PARTS -----	1 1	
-23	MS24665-134	PIN-COTTER ----- *-----	1	
-24	0716612-202	HANDLE-FUEL SELECTOR VALVE -----	1	
	0511157-200	SHAFT ASSEMBLY-FUEL SELECTOR VALVE -----	1	
-25	0511157-11	SHAFT -----	1	
-26	0511157-18	SHAFT -----	1	
-27	0511194-4	PIVOT -----	2	
-28	0511127	SPACER -----	1	
-29	AN960-6	WASHER -----	4	
-30	0425134	PIN -----	2	
-31	MS24665-136	COTTER PIN -----	1	
-32	0511195	GUIDE-FUEL SELECTOR VALVE SHAFT -----	1	
-33	MS35489-15	GROMMET -----	1	
-34	0500106-344	LINE ASSEMBLY-FUEL SELECTOR VALVE TO FIREWALL -----	1	

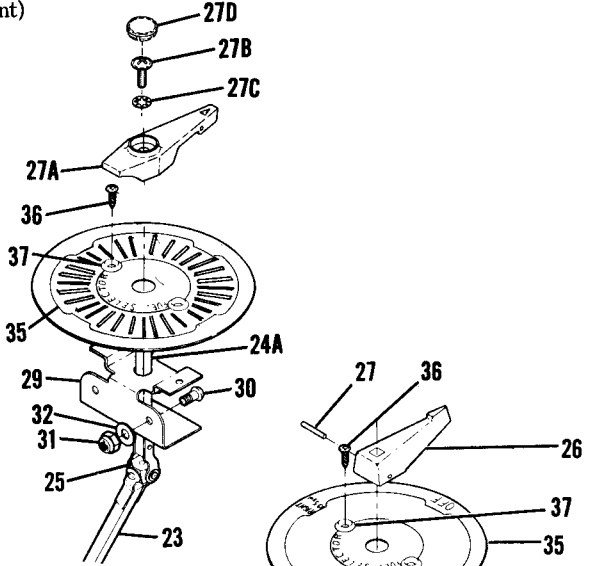
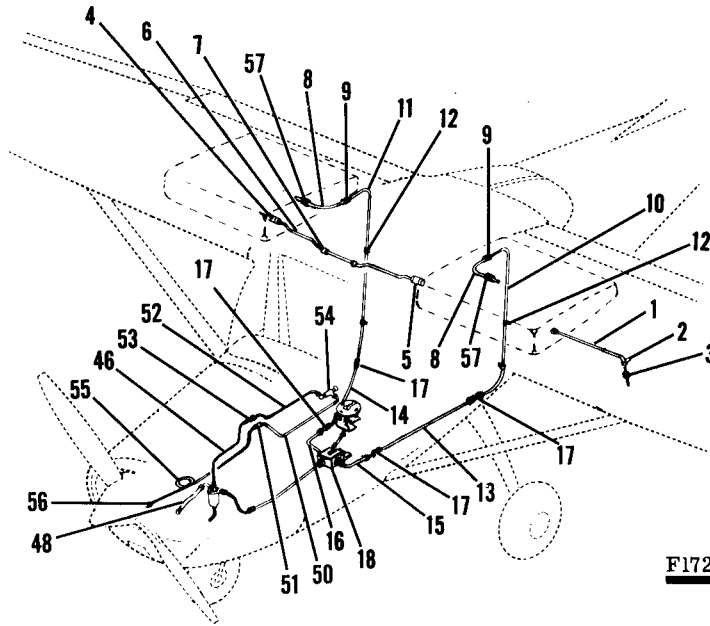
CONTINUED ON NEXT PAGE

FIGURE AND INDEX NO.	PART NUMBER	DESCRIPTION							UNITS PER ASSY	USABLE ON CODE
		1	2	3	4	5	6	7		
165 -35	AN837-8D	ELBOW -----							1	
-36	AN924-8D	ATTACHING PARTS -----							1	
-37	AN960D1216	NUT -----							1	
		WASHER -----							2	
		-----*								
-38	0500106-345	LINE ASSEMBLY-ELBOW TO STRAINER -----							1	
		ATTACHING PARTS -----								
	MS20823-8D	ELBOW -----							1	
		-----*								
-39	SEE FIG 169	FUEL STRAINER & DRAIN CONTROL INSTL -----							NP	
-40	0500118-98	LINE ASSEMBLY-STRAINER TO FIREWALL -----							1	
		ATTACHING PARTS -----								
	AN742D2	CLAMP TIN -----							1	
	NAS446-4-3	NUT -----							1	
	S102128-6	SCREW -----							1	
-41	AN816-2D	NIPPLE -----							1	
		-----*								
-42	0500106-242	LINE ASSEMBLY-FIREWALL TO PRIMER LH -----							1	
		ATTACHING PARTS -----								
-43	AN832-2D	UNION -----							1	
	AN924-2D	NUT -----							1	
	AN960-516	WASHER -----							1	
		-----*								
-44	0500106-243	LINE ASSEMBLY-FIREWALL TO PRIMER RH -----							1	
		ATTACHING PARTS -----								
-45	AN832-2D	UNION -----							1	
	AN924-2D	NUT -----							1	
	AN960-516	WASHER -----							1	
		-----*								
-46	0311538-12	PRIMER ASSEMBLY-ENGINE -----							1	
	S1240-5	KNOB-PRIMER -----							1	
-47	0500118-105	LINE ASSEMBLY-FIREWALL TO MANIFOLD -----							1	A
-48	0500106-308	LINE ASSEMBLY-FIREWALL TO BAFFLE -----							1	B
-49	AN384-2D	TEE -----							1	B
	AN924-2D	NUT -----							1	B
	AN960D516	WASHER -----							1	B
-50	0500106-309	LINE ASSEMBLY-TEE TO CYLINDER -----							1	B
-51	0500106-310	LINE ASSEMBLY-TEE TO CYLINDER -----							1	B
-52	AN4022-1	NIPPLE-PRIMING JET -----							2	B
-53	S1167-8-0240	HOSE ASSEMBLY-STRAINER TO CARBURETOR -----							1	A
	S1167-8-0220	HOSE ASSEMBLY-STRAINER TO CARBURETOR -----							1	B
		ATTACHING PARTS -----								
	MS20822-8D	ELBOW -----							2	
		-----*								
-54	0422130	STRAINER ASSEMBLY-FUEL TANK -----							2	
		A---172 SERIAL 17249545 THRU 17251822								
		F172 SERIAL F172-0001 THRU F172-0085								
		B---P172 SERIAL P17257120 THRU P17257188								
		FP172 SERIAL FP172-0001 THRU FP172-0003								
		C---172 SERIAL 17249545 THRU 17251822								
		F172 SERIAL F172-0001 THRU F172-0085								
		P172 SERIAL P17257120 THRU P17257188								
		FP172 SERIAL FP172-0001 THRU FP172-0003								

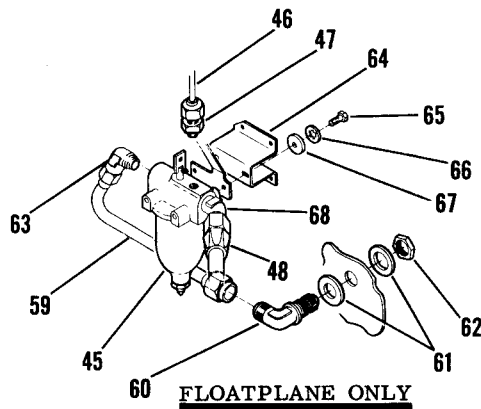
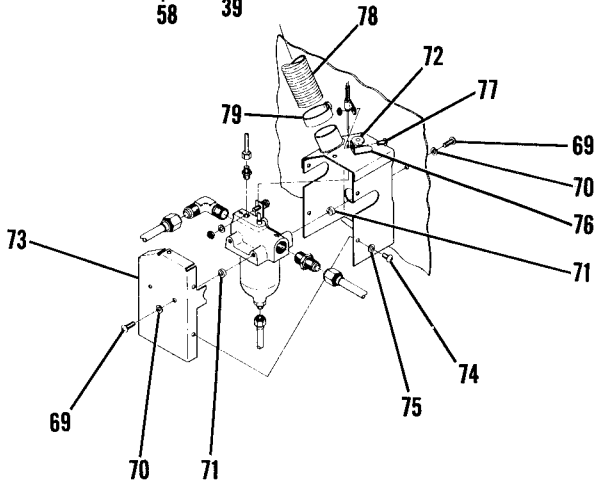
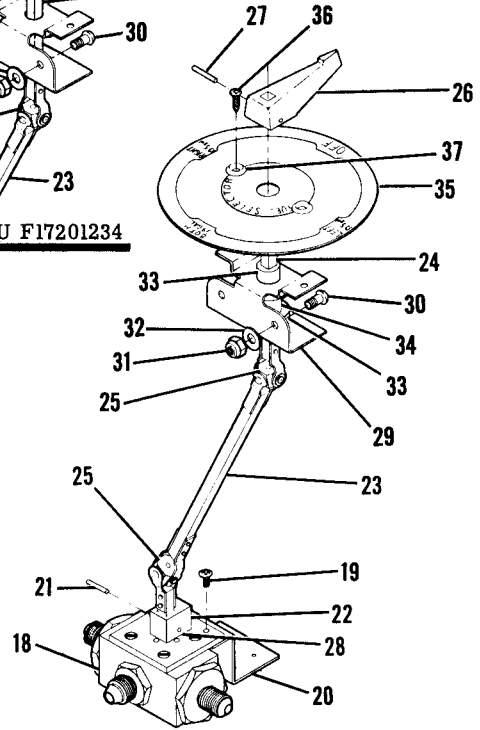
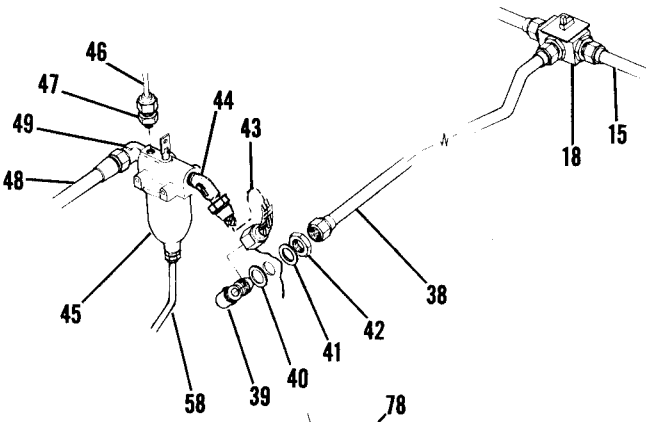
FIGURE AND INDEX NO.	PART NUMBER	DESCRIPTION	UNITS PER ASSY	USABLE ON CODE
		1 2 3 4 5 6 7		
166 -		FUEL SYSTEM INSTALLATION -----	NP	A
- 1	0523559-8	LINE ASSEMBLY-VENT -----	1	
		ATTACHING PARTS -----		
- 2	0512006-1	ANGLE -----	1	
	S14860G6L	CLAMP -----	1	
	S102128-8	SCREW -----	1	
		-----*		
- 3	MS35489-11	GROMMET -----	1	
- 4	S1495-6	HOSE 3.00 IN LG BULK ITEM REF S-1431-6-3.00 -----	2	
		ATTACHING PARTS -----		
- 5	S1891-10	CLAMP BC -----	4	
		-----*		
- 6	0500118-1	LINE ASSEMBLY-VENT -----	1	
		ATTACHING PARTS -----		
- 7	S1591-2	HARNESS BAND UC -----	2	
		-----*		
- 8	0500106-83	LINE ASSEMBLY-FUEL TANK TO UNION -----	2	
- 9	AN815-6D	UNION -----	2	
-10	0500106-178	LINE ASSEMBLY-UNION TO UNION LH -----	1	D
	0500118-42	LINE ASSEMBLY-UNION TO UNION LH -----	1	E
-11	0500106-179	LINE ASSEMBLY-UNION TO UNION RH -----	1	D
	0500118-43	LINE ASSEMBLY-UNION TO UNION RH -----	1	E
		ATTACHING PARTS -----		
-12	MS21919DG6	CLAMP TIN -----	2	
	S102128-8	SCREW -----	2	
		-----*		
-13	0500118-29	LINE ASSEMBLY-UNION TO UNION LH -----	1	
-14	0500118-30	LINE ASSEMBLY-UNION TO UNION RH -----	1	
-15	0500118-33	LINE ASSEMBLY-UNION TO VALVE LH -----	1	
-16	0500118-34	LINE ASSEMBLY-UNION TO VALVE RH -----	1	
-17	AN815-6D	UNION -----	4	
-18	0513120-8	VALVE ASSEMBLY-FUEL SELECTOR SEE FIGURE 171 -----	1	
		ATTACHING PARTS -----		
-19	AN515-8R8	SCREW -----	2	
		-----*		
-20	0511253-1	BRACKET ASSEMBLY-FUEL SELECTOR VALVE -----	1	
	NAS697A08	NUTPLATE -----	2	
	0513382-11	DRIVE ASSEMBLY-FUEL SELECTOR -----	1	G
	0513382-16	DRIVE ASSEMBLY-FUEL SELECTOR -----	1	H
		ATTACHING PARTS -----		
-21	NAS561P3-8	PIN-SPRING -----	1	
		-----*		
-22	0513124-3	HOUSING-POSITIONING BALL & SPRING -----	1	
-23	0513382-13	SHAFT-FUEL SELECTOR -----	1	
-24	0513382-12	SHAFT-FUEL SELECTOR -----	1	G
-24A	0516008-1	SHAFT-FUEL SELECTOR -----	1	H
-25	0513382-15	KNUCKLE -----	2	
-26	0716612-3	HANDLE-FUEL SELECTOR -----	1	G
		ATTACHING PARTS -----		
-27	NAS561C2-10	PIN-SPRING -----	1	G
		-----*		
-27A	0716623-2	HANDLE-FUEL SELECTOR -----	1	H
		ATTACHING PARTS -----		
-27B	AN525-832P6	SCREW -----	1	H
-27C	AN936A8	WASHER -----	1	H
		-----*		
-27D	0716624-1	CAP -----	1	H
-28	S272-207	BALL -----	1	
	0513120-1	SPRING -----	1	
-29	0500242-1	BRACKET-FUEL SELECTOR GUIDE -----	1	
		ATTACHING PARTS -----		
-30	AN520-10R7	SCREW -----	2	
-31	MS21044V3	NUT -----	2	
-32	AN960-10	WASHER -----	2	
		-----*		

CONTINUED ON NEXT PAGE

Fuel System (Cont)



F172-0560 THRU F17201234



172 SERIAL 17251823 THRU 17256512
F172 SERIAL F172-0086 THRU F17200753

Figure 166. Fuel System Installation

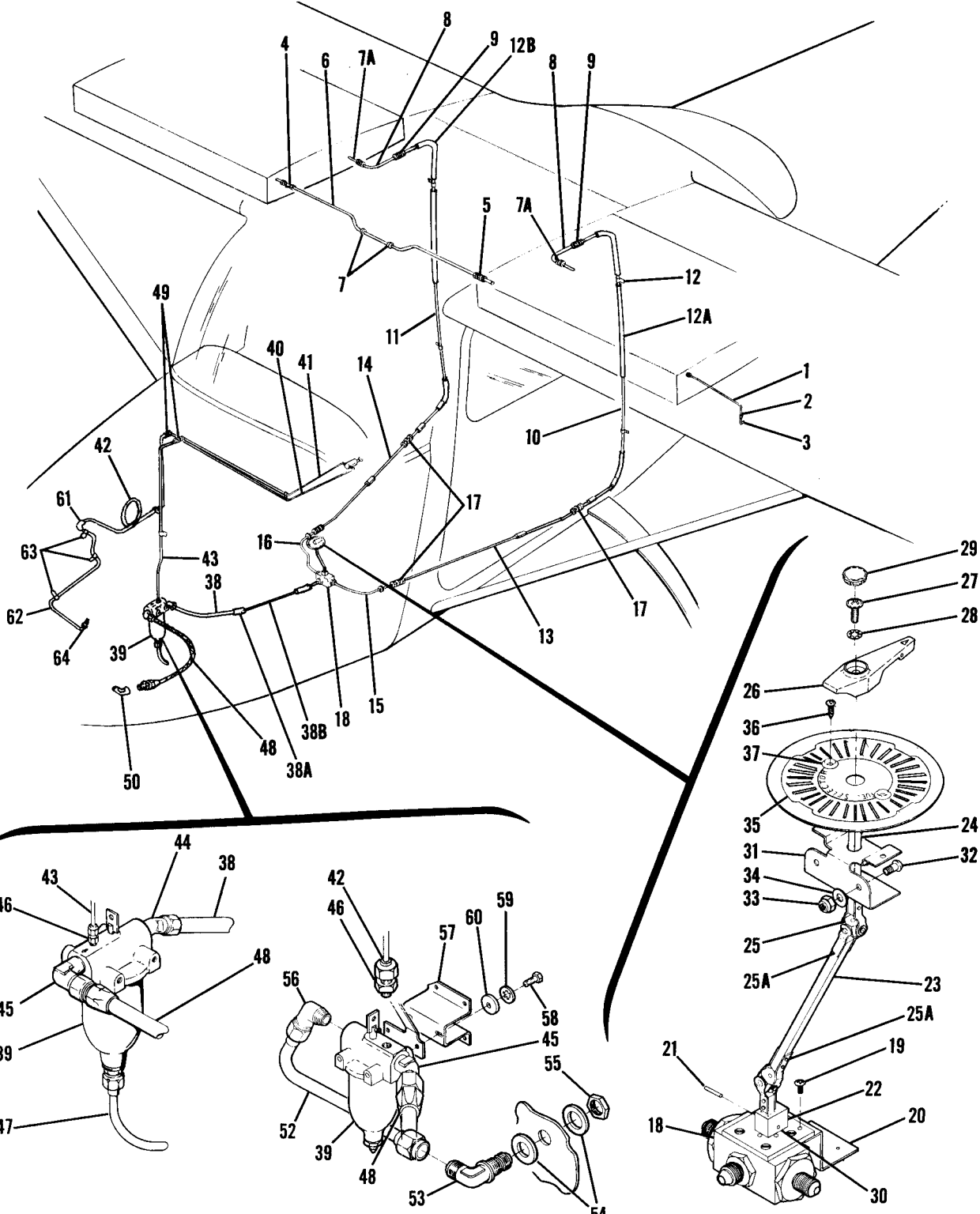
FIGURE AND INDEX NO.	PART NUMBER	DESCRIPTION	UNITS PER ASSY	USABLE ON CODE
166 -33	0511195	GUIDE -----	2	G
-34	NAS430D6-35	SPACER -----	1	G
-35	0500246-11	PLACARD ASSEMBLY-FUEL SELECTOR VALVE -----	1	G
-35A	0716615-7	PLACARD ASSEMBLY-FUEL SELECTOR VALVE -----	1	H
		ATTACHING PARTS		
-36	S1023A6-6C	SCREW -----	2	
-37	S1067C1	WASHER -----	2	
		*-----		
-38	0500118-31	LINE ASSEMBLY-FUEL SELECTOR VALVE TO FIREWALL -----	1	
-39	AN837-8D	ELBOW -----	1	
		ATTACHING PARTS		
-40	AN960D1216L	WASHER -----	1	
-41	AN960D1216L	WASHER -----	1	
-42	AN924-8D	NUT -----	1	
		*-----		
-43	S1236-8-0134	LINE ASSEMBLY-ELBOW TO FUEL STRAINER -----	1	
		ATTACHING PARTS		
-44	MS20823-8D	ELBOW -----	1	
		*-----		
-45	SEE FIG 169	FUEL STRAINER & DRAIN CONTROL INSTALLATION -----	NP	
-46	0500118-10	LINE ASSEMBLY-PRIMER -----	1	B
	0500118-39	LINE ASSEMBLY-PRIMER WEU 0500118-98 -----	1	C
	0500118-98	LINE ASSEMBLY-PRIMER -----	1	
		ATTACHING PARTS		
	AN742D2	CLAMP -----	1	
	S1021Z8-6	SCREW -----	1	
	NAS446-4-3	NUT -----	1	
-47	AN816-2D	NIPPLE -----	1	
		*-----		
-48	S1167-8-0240	HOSE ASSEMBLY-STRAINER TO CARBURETOR -----	1	
		ATTACHING PARTS		
-49	MS20822-8D	ELBOW -----	1	
		*-----		
-50	0500106-365	LINE ASSEMBLY-FIREWALL TO PRIMER LH WEU 0500118-109 -----	1	
	0500118-109	LINE ASSEMBLY-FIREWALL TO PRIMER LH -----	1	
		ATTACHING PARTS		
-51	AN832-2D	UNION -----	1	
	AN924-2D	NUT -----	1	
	AN960-516	WASHER -----	2	
		*-----		
-52	0500106-366	LINE ASSEMBLY-FIREWALL TO PRIMER RH WEU 0500118-110 -----	1	
	0500118-110	LINE ASSEMBLY-FIREWALL TO PRIMER RH -----	1	
		ATTACHING PARTS		
-53	AN832-2D	UNION -----	1	
	AN924-2D	NUT -----	1	
	AN960-516	WASHER -----	2	
		*-----		
-54	0311538-12	PRIMER ASSEMBLY-ENGINE WHEN EXHAUSTED USE C291502-0101 -----	1	G
	S1240-5	KNOB-PRIMER -----	1	G
	C291502-0101	PRIMER ASSEMBLY-ENGINE -----	1	J
	S1752-1	KNOB -----	1	H
	C291502-0103	PRIMER ASSEMBLY-ENGINE -----	1	K
	S1974-1	KNOB-PRIMER -----	1	K
-55	0500106-304	LINE ASSEMBLY-FIREWALL TO MANIFOLD WEU 0500118-105 -----	1	
	0500118-105	LINE ASSEMBLY-FIREWALL TO MANIFOLD -----	1	
-56	AN4022-1	NIPPLE-PRIMING JET -----	1	
-57	0422130	STRAINER ASSEMBLY-FUEL TANK -----	2	
-58	0500118-93	LINE ASSEMBLY DRAIN -----	1	
-59	0500118-78	LINE ASSEMBLY-FIREWALL TO STRAINER FLOATPLANE ONLY -----	1	
-60	AN833-8D	ELBOW FLOATPLANE ONLY -----	1	
		ATTACHING PARTS		
-61	AN960D1216L	WASHER -----	2	
-62	AN924-8D	NUT -----	1	
		*-----		
-63	MS20823-8D	ELBOW FLOATPLANE ONLY -----	1	
-64	0513129	BRACKET-FUEL STRAINER FLOATPLANE ONLY -----	1	
-65	MS20074-03-04	BOLT FLOATPLANE ONLY -----	2	
-66	AN936A10	WASHER FLOATPLANE ONLY -----	2	
-67	AN970-3	WASHER FLOATPLANE ONLY -----	2	
-68	MS20823-8D	ELBOW FLOATPLANE ONLY -----	1	

CONTINUED ON NEXT PAGE

FIGURE AND INDEX NO.	PART NUMBER	DESCRIPTION	UNITS PER ASSY	USABLE ON CODE
166 -		SHROUD INSTALLATION-FUEL STRAINER ----- ATTACHING PARTS	NP	F
-69	AN520-10R10	SCREW -----	4	
-70	AN960-PD10L	WASHER -----	4	
-71	NAS43DD3-12	SPACER ----- -----*	4	
	0509002-1	SUPPORT ASSEMBLY -----	1	
-72	MS35489-134	GROMMET -----	1	
-73	0509002-2	COVER ASSEMBLY ----- ATTACHING PARTS	1	
-74	AN520-8R6	SCREW -----	5	
-75	AN960-PD6L	WASHER ----- -----*	5	
	NAS696A08	NUTPLATE -----	2	
	NAS697A08	NUTPLATE -----	3	
-76	AN742D3	BRACKET ----- ATTACHING PARTS	1	
-77	AN520-10R8	SCREW -----	1	
	MS21044N3	NUT ----- -----*	1	
-78	S1053E12T	DUCT-FLEX 25.00 IN LG BULK ITEM REF S1053E12T25.00 ATTACHING PARTS	1	
-79	NAS397-28	CLAMP ----- -----*	2	
		A---172 SERIAL 17251823 THRU 17256512 F172 SERIAL F172-0086 THRU F17200753		
		B---172 SERIAL 17251823 THRU 17252667 F172 SERIAL F172-0086 THRU F172-0179		
		C---172 SERIAL 17252668 THRU 17256512 F172 SERIAL F172-0180 THRU F17200753		
		D---172 SERIAL 17251823 THRU 17253392 F172 SERIAL F172-0086 THRU F172-0179		
		E---172 SERIAL 17253393 THRU 17256512 F172 SERIAL F172-0180 THRU F17200753		
		F---172 SERIAL 17252534 THRU 17256512		
		G---172 SERIAL 17251823 THRU 17256512 F172 SERIAL F172-0086 THRU F172-0559		
		H---F172 SERIAL F172-0560 THRU F17200753		
		J---F172 SERIAL F172-0560 THRU F172-0654		
		K---F172 SERIAL F17200655 THRU F17200753		

This page intentionally left blank.

Fuel System (Cont)



FLOATPLANE ONLY

172 SERIAL 17256513 THRU 17258855

Figure 167. Fuel System Installation



FIGURE AND INDEX NO.	PART NUMBER	DESCRIPTION	UNITS PER ASSY	USABLE ON CODE
167 -		FUEL SYSTEM INSTALLATION -----	NP	A
- 1	0523559-8	LINE ASSEMBLY-VENT -----	1	
		ATTACHING PARTS -----		
- 2	0512006-1	ANGLE -----	1	
	S1486DG6L	CLAMP -----	1	
	S1021Z8-8	SCREW -----	1	
		---*---		
- 3	MS35489-11	GROMMET -----	1	
- 4	S1495-6	HOSE 3.00 IN LG BULK ITEM REF S-1495-6-3.00 -----	2	
		ATTACHING PARTS -----		
- 5	S1891-6	CLAMP BC -----	4	
		---*---		
- 6	0500118-1	LINE ASSEMBLY-VENT -----	1	
	0500118-80	LINE ASSEMBLY-VENT USED WITH LONG RANGE TANKS -----	1	
		ATTACHING PARTS -----		
- 7	S1591-2	HARNESS BAND UC -----	2	
		---*---		
- 7A	0422130	STRAINER-FUEL TANK -----	2	
- 8	0500106-83	LINE ASSEMBLY-FUEL TANK -----	2	
- 9	AN815-6D	UNION -----	2	
-10	0500118-42	LINE ASSEMBLY-UNION TO UNION LH -----	1	
-11	0500118-43	LINE ASSEMBLY-UNION TO UNION RH -----	1	
		ATTACHING PARTS -----		
-12	S1486DG6U	CLAMP -----	1	
	S1486DG7U	CLAMP -----	1	
	S1021Z8-8	SCREW -----	2	
		---*---		
-12A	S292-12	SLEEVE 23.50 IN LG BULK ITEM REF S292-12-23.50 -----	2	B
-12B	S292-12	SLEEVE 18.00 IN LG BULK ITEM REF S292-12-18.00 -----	2	B
-13	0500118-29	LINE ASSEMBLY-UNION TO UNION LH -----	1	
-14	0500118-30	LINE ASSEMBLY-UNION TO UNION RH -----	1	
-15	0500118-33	LINE ASSEMBLY-UNION TO VALVE LH -----	1	
-16	0500118-34	LINE ASSEMBLY-UNION TO VALVE RH -----	1	
-17	AN815-6D	UNION -----	4	
-18	SEE FIG 171	VALVE ASSEMBLY-FUEL SELECTOR -----	1	
		ATTACHING PARTS -----		
-19	AN515-8R8	SCREW -----	2	
		---*---		
-20	0511253-1	BRACKET ASSEMBLY-FUEL SELECTOR VALVE -----	1	
	NAS697A08	NUTPLATE -----	2	
	0513382-16	DRIVE ASSEMBLY-FUEL SELECTOR -----	1	
		ATTACHING PARTS -----		
-21	NAS561P3-8	PIN-SPRING -----	1	
		---*---		
-22	0513124-3	HOUSING-POSITIONING BALL & SPRING -----	1	
-23	0513382-13	SHAFT-FUEL SELECTOR -----	1	
-24	0516008-1	SHAFT-FUEL SELECTOR -----	1	
-25	0513382-15	KNUCKLE -----	1	
-25A	0513382-14	PIVOT-SHAFT -----	8	
-26	0716623-2	HANDLE-FUEL SELECTOR -----	1	
		ATTACHING PARTS -----		
-27	AN525-832P6	SCREW -----	1	
-28	AN936A8	WASHER -----	1	
		---*---		
-29	0716624-1	CAP -----	1	
-30	S272-207	BALL -----	1	
	0513120-1	SPRING -----	1	
-31	0500242-2	BRACKET-FUEL SELECTOR GUIDE -----	1	
		ATTACHING PARTS -----		
-32	AN520-10R7	SCREW -----	2	
-33	MS21044N3	NUT -----	2	
-34	AN960-10	WASHER -----	2	
		---*---		
-35	0716615-7	PLACARD ASSEMBLY-FUEL SELECTOR VALVE -----	1	
	0716615-9	PLACARD ASSEMBLY-FUEL SELECTOR VALVE LONG RANGE WING -----	1	
		ATTACHING PARTS -----		
-36	S1023A6-6C	SCREW -----	2	
-37	S1067C1	WASHER -----	2	
		---*---		

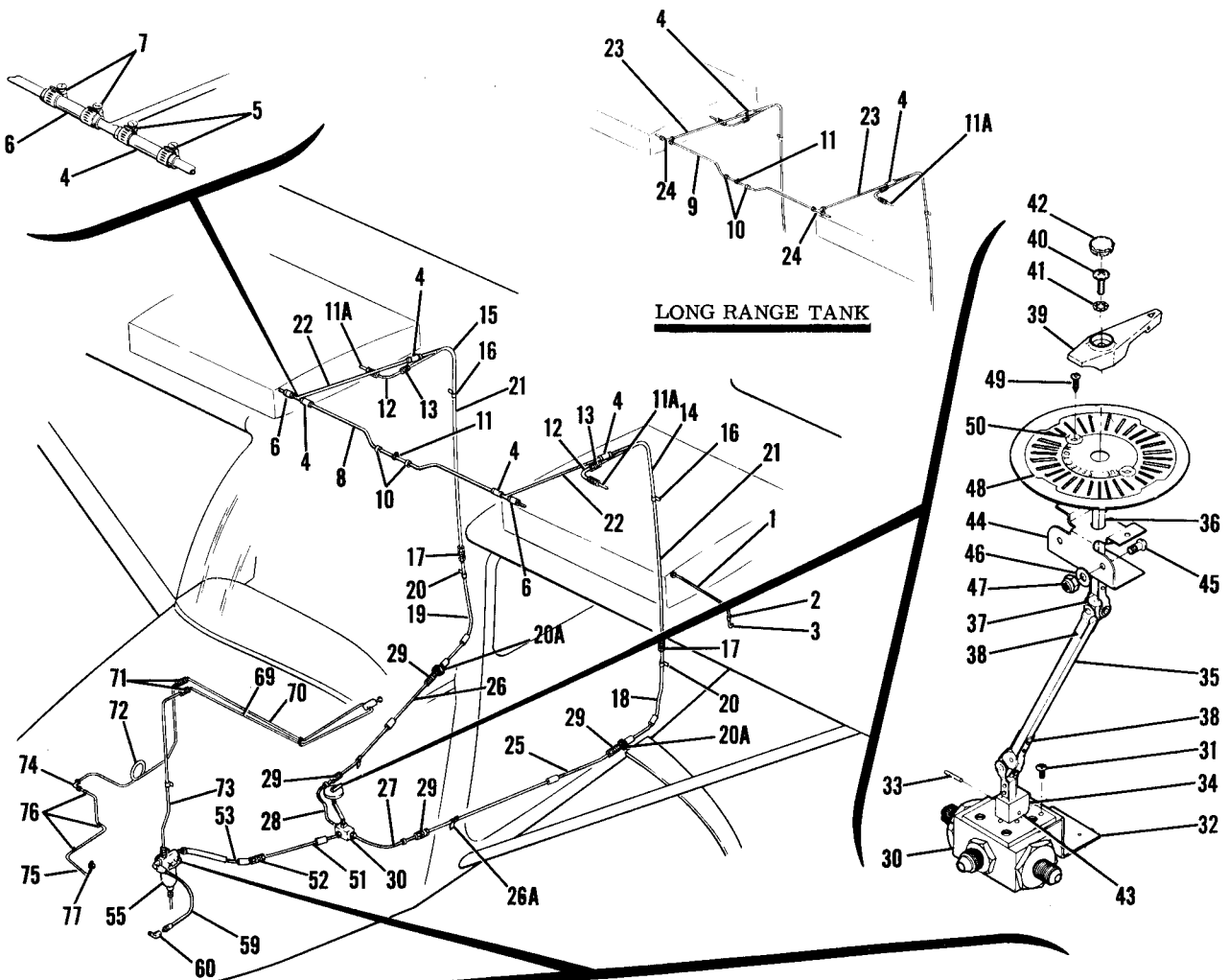
CONTINUED ON NEXT PAGE

FIGURE AND INDEX NO.	PART NUMBER	DESCRIPTION	UNITS PER ASSY	USABLE ON CODE
167 -38	0500118-74	LINE ASSEMBLY-FUEL SELECTOR VALVE TO STRAINER -----	1	
-38A	AN815-8D	UNION -----	1	
-38B	0500118-75	LINE ASSEMBLY-FUEL SELECTOR VALVE TO STRAINER -----	1	
-39	SEE FIG 170	FUEL STRAINER & DRAIN CONTROL INSTALLATION -----	NP	
-40	0500106-365	LINE ASSEMBLY-PRIMER -----	1	
-41	0500106-366	LINE ASSEMBLY-PRIMER -----	1	
		ATTACHING PARTS		
	S1155-2	CLAMP -----	2	
	S102128-8	SCREW -----	1	
	NAS446-4-3	NUT -----	1	
		---*---		
-42	0500118-102	LINE ASSEMBLY-PRIMER -----	1	
-43	0500118-99	LINE ASSEMBLY-PRIMER -----	1	
		ATTACHING PARTS		
	AN742D2	CLAMP -----	1	
	S102128-6	SCREW -----	1	
	NAS446-4-3	NUT -----	1	
		---*---		
-44	MS20823-8D	ELBOW -----	1	
-45	MS20822-8D	ELBOW -----	1	
-46	AN816-2D	NIPPLE -----	1	
-47	0500118-95	LINE-STRAINER DRAIN -----	1	
-48	S1167-8-0240	LINE ASSEMBLY-STRAINER TO CARBURETOR -----	1	
-49	AN832-2D	UNION -----	2	
	AN924-2D	NUT -----	2	
	AN960-516	WASHER -----	4	
-50	8-4 VTX-5	ELBOW -----	1	
-51		DELETED, NEVER USED -----		
-52	0500118-78	LINE ASSEMBLY-FIREWALL TO STRAINER FLOATPLANE ONLY -----	1	
-53	AN833-8D	ELBOW FLOATPLANE ONLY -----	1	
		ATTACHING PARTS		
-54	AN960-D1216L	WASHER -----	2	
-55	AN924-8D	NUT -----	1	
		---*---		
-56	MS20823-8D	ELBOW FLOATPLANE ONLY -----	2	
-57	0513129	BRACKET-FUEL STRAINER FLOATPLANE ONLY -----	1	
-58	AN73A4	BOLT FLOATPLANE ONLY -----	2	
-59	AN936A10	WASHER FLOATPLANE ONLY -----	2	
-60	AN970-3	WASHER FLOATPLANE ONLY -----	2	
-61	AN821-2D	ELBOW -----	1	
-62	1700121-48	LINE ASSEMBLY TO CYLINDER -----	1	
		ATTACHING PARTS		
-63	0550100-8	BRACKET -----	3	
	S1485D2L	CLAMP -----	3	
	S102128-5C	SCREW -----	3	
		---*---		
-64	AN4022-1	JET -----	1	
		A---172 SERIAL 17256513 THRU 17258855		
		B---172 SERIAL 17258045 THRU 17258855		

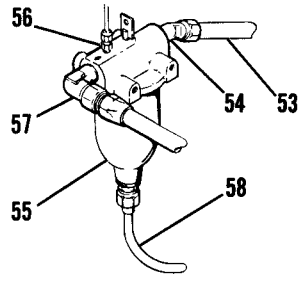
FIGURE AND INDEX NO.	PART NUMBER	DESCRIPTION	UNITS PER ASSY	USABLE ON CODE
168 -		FUEL SYSTEM -----	NP	A
- 1	0523559-8	LINE ASSEMBLY-VENT ----- ATTACHING PARTS -----	1	
- 2	0512006-1 S1846DG6L S1021Z8-8	ANGLE ----- CLAMP ----- SCREW ----- *-----	1 1 1	
- 3	MS35489-11	GROMMET -----	1	
- 4	S1495-6 S1495-6	HOSE 3.0 IN LG BULK ITEM REF S1495-6-3.00 ----- HOSE 3.0 IN LG BULK ITEM REF S1495-6-3.00 ----- LONG RANGE TANK ONLY ----- ATTACHING PARTS -----	4 2	
- 5	S1891-6	CLAMP ----- *-----	2	
- 6	S1495-6	HOSE 3.0 IN LG BULK ITEM REF S1495-6-3.00 ----- ATTACHING PARTS -----	2	
- 7	S1891-6	CLAMP ----- *-----	2	
- 8	0500118-118	LINE ASSEMBLY-VENT -----	1	B
- 9	0500118-124 0500118-119 0500118-123	LINE ASSEMBLY-VENT ----- LINE ASSEMBLY-VENT LONG RANGE TANKS ----- LINE ASSEMBLY-VENT LONG RANGE TANKS ----- ATTACHING PARTS -----	1 1 1	C B C
-10	S1591-2	HARNESS BAND -----	2	B
-11	0513399-1 MS21919DG6 AN520-10R8 AN960-10 MS21044N3	BRACKET ----- CLAMP ----- SCREW ----- WASHER ----- NUT ----- *-----	2 2 2 2 2	C C C C C
-11A	0422130	STRAINER-FUEL TANK -----	2	
-12	0500106-83	LINE ASSEMBLY-FUEL TANK -----	2	
-13	AN815-6D	UNION -----	2	
-14	0556020-1	LINE ASSEMBLY-FUEL LH UNION TO UNION -----	1	
-15	0556020-2	LINE ASSEMBLY-FUEL RH UNION TO UNION ----- ATTACHING PARTS -----	1	
-16	A3047A6-92 S1021Z8-8	CLAMP-TIN ----- SCREW ----- *-----	1 1	
-17	AN815-6D	UNION -----	2	
-18	0500118-116	LINE ASSEMBLY-FUEL LH UNION TO UNION -----	1	
-19	0500118-117	LINE ASSEMBLY-FUEL RH UNION TO UNION ----- ATTACHING PARTS -----	1	
-20	A3047A6-92 S121Z8-8	CLAMP TIN ----- SCREW ----- *-----	1 1	
-20A	MS35489-106S	GROMMET -----	2	
-21	S292-12-	SLEEVE * IN LG BULK ITEM REF S292-12-* -----	AR	
-22	0556020-3	LINE ASSEMBLY-FUEL -----	2	
-23	0556020-9	LINE ASSEMBLY-FUEL LONG RANGE TANK -----	2	
-24	AN824-6D	TEE LONG RANGE TANK -----	2	
-25	0500118-29	LINE ASSEMBLY-UNION TO UNION LH -----	1	
-26	0500118-30	LINE ASSEMBLY-UNION TO UNION RH -----	1	
-26A	S1486DG6U	CLAMP -----	2	
-27	0500118-33	LINE ASSEMBLY-UNION TO UNION LH -----	1	
-28	0500118-34	LINE ASSEMBLY-UNION TO UNION RH -----	1	
-29	AN815-6D	UNION -----	4	
-30	SEE FIG 171	VALVE ASSEMBLY-FUEL SELECTOR ----- ATTACHING PARTS -----	1	
-31	AN515-8R8	SCREW ----- *-----	2	
-32	0511253-1 MS21044N08 0513382-16	BRACKET ASSEMBLY-FUEL SELECTOR VALVE ----- NUTPLATE ----- DRIVE ASSEMBLY-FUEL SELECTOR ----- ATTACHING PARTS -----	1 2 1	
-33	NAS561P3-8	PIN-SPRING ----- *-----	1	
-34	0513124-3	HOUSING-POSITIONING BALL & SPRING -----	1	

CONTINUED ON NEXT PAGE

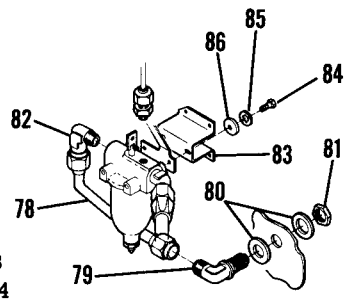
Fuel system (Cont)



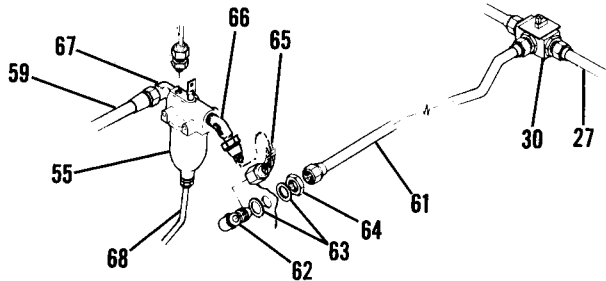
LONG RANGE TANK



17259224 THRU 17263458
F1720805 THRU F17201234



FLOATPLANE ONLY



F17200754 THRU F17200804

172 SERIAL 17258856 THRU 17263458
F172 SERIAL F17200754 THRU F17201234

Figure 168. Fuel System Installation



FIGURE AND INDEX NO.	PART NUMBER	DESCRIPTION							UNITS PER ASSY	USABLE ON CODE
		1	2	3	4	5	6	7		
168 -35	0513382-13	SHAFT-FUEL SELECTOR -----							1	
-36	0516008-1	SHAFT-FUEL SELECTOR -----							1	
-37	0513382-15	KNUCKLE -----							1	
-38	0513382-14	PIVOT-SHAFT -----							1	
-39	0716623-2	HANDLE-FUEL SELECTOR -----							1	
		ATTACHING PARTS								
-40	AN525-832P6	SCREW -----							1	
-41	AN936A8	WASHER -----							1	
		*-----								
-42	0716624-1	CAP -----							1	
-43	S272-207	BALL-DETENT -----							2	
	0513120-1	SPRING -----							1	
-44	0500242-2	BRACKET-FUEL SELECTOR GUIDE -----							1	
		ATTACHING PARTS								
-45	AN520-10R7	SCREW -----							2	
-46	AN960-10	WASHER -----							2	
-47	MS21044N3	NUT -----							2	
		*-----								
-48	0716615-7	PLACARD ASSEMBLY-FUEL SELECTOR VALVE -----							1	
	0716615-9	PLACARD ASSEMBLY-FUEL SELECTOR VALVE LONG RANGE TANKS -----							1	
		ATTACHING PARTS								
-49	S1023A6-6C	SCREW -----							2	
-50	S1067C1	WASHER -----							2	
		*-----								
-51	0500118-75	LINE ASSEMBLY-FUEL SELECTOR VALVE TO UNION -----							1	D
-52	AN515-8D	UNION -----							1	D
-53	0500118-74	LINE ASSEMBLY-UNION TO STRAINER -----							1	D
-54	MS20823-8D	ELBOW -----							1	D
-55	SEE FIG 170	FUEL STRAINER & DRAIN CONTROL INSTALLATION -----							1	
-56	AN816-2D	NIPPLE -----							1	D
-57	MS20822-8D	ELBOW -----							1	D
-58	0500118-95	LINE-STRAINER DRAIN -----							1	D
-59	S1167-8	HOSE ASSEMBLY 24 IN LG BULK ITEM REF S1167-8-0240 -----							1	
-60	8-4VTX-S	ELBOW -----							1	
-61	0500118-31	LINE ASSEMBLY FUEL SELECTOR TO ELBOW -----							1	E
-62	AN837-8D	ELBOW -----							1	E
		ATTACHING PARTS								
-63	AN960D1216L	WASHER -----							2	
-64	AN924-8D	NUT -----							1	
		*-----								
-65	S1236-8	HOSE 13.4 IN LG BULK ITEM REF S1236-8-0134 -----							1	E
		ATTACHING PARTS								
-66	MS20823-8D	ELBOW -----							1	
		*-----								
-67	MS20822-8D	ELBOW -----							1	E
-68	0500118-93	LINE ASSEMBLY-STRAINER DRAIN -----							1	E
-69	0500118-109	LINE ASSEMBLY-PRIMER -----							1	
-70	0500118-110	LINE ASSEMBLY-PRIMER -----							1	
		ATTACHING PARTS								
	S1155-2	CLAMP -----							2	
	S1021Z8-8	SCREW -----							1	
	NAS446-4-3	NUT -----							1	
		*-----								
-71	AN832-2D	UNION -----							2	
	AN924-2D	NUT -----							2	
	AN960-516	WASHER -----							4	
-72	0500118-102	LINE ASSEMBLY-PRIMER -----							1	D
	0500118-105	LINE ASSEMBLY-PRIMER -----							1	E
-73	0500118-99	LINE ASSEMBLY-PRIMER -----							1	D
	0500118-98	LINE ASSEMBLY-PRIMER -----							1	E
		ATTACHING PARTS								
	AN742D2	CLAMP -----							1	
	S1021Z8-6	SCREW -----							1	
	NAS446-4-3	NUT -----							1	
		*-----								

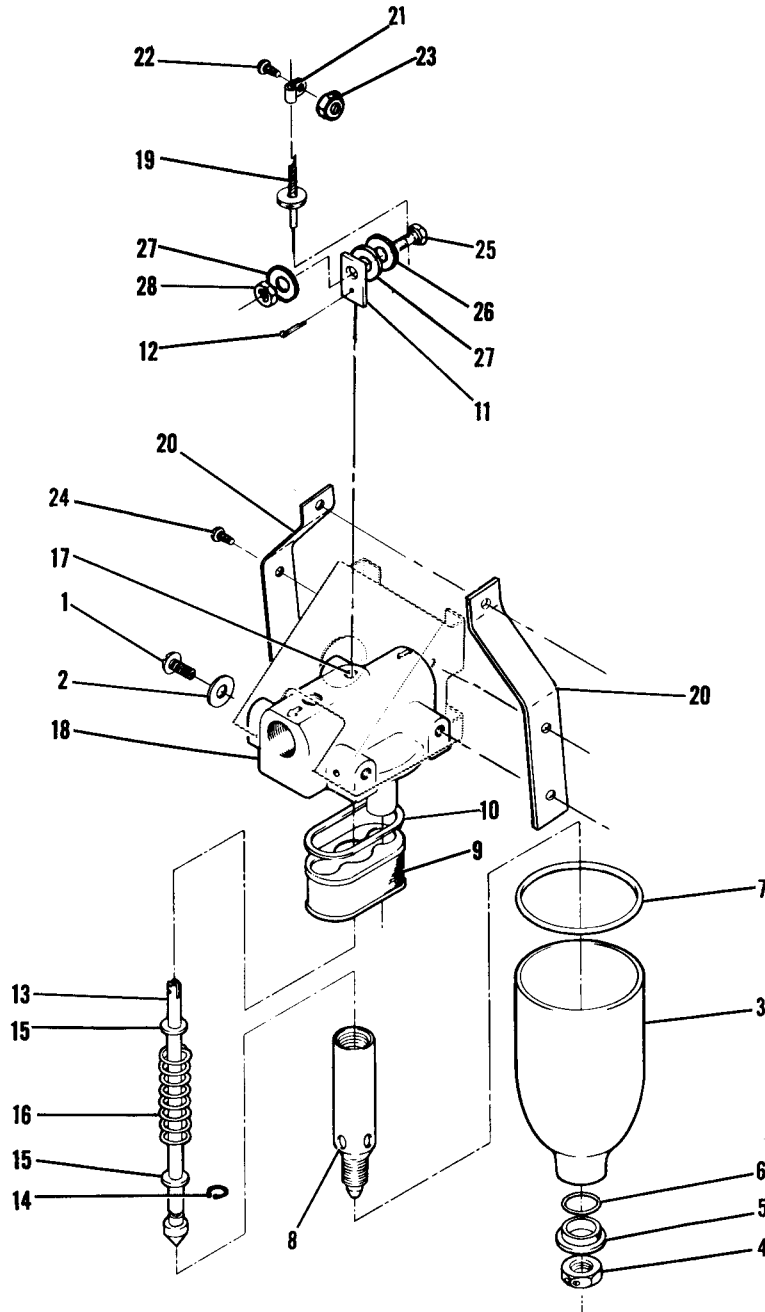
CONTINUED ON NEXT PAGE

FIGURE AND INDEX NO.	PART NUMBER	DESCRIPTION	UNITS PER ASSY	USABLE ON CODE
168 -74	AN821-2D	ELBOW -----	1	D
-75	1700121-96	LINE ASSEMBLY-PRIMER TO CYLINDER ----- ATTACHING PARTS	1	D
-76	0550100-8	BRACKET -----	3	
	S148502L	CLAMP -----	3	
	S102128-5C	SCREW -----	3	
		---*---		
-77	AN4022-1	JET -----	1	D
-78	0500118-78	LINE ASSEMBLY-FIREWALL TO STRAINER FLOATPLANE ONLY -----	1	
-79	AN833-8D	ELBOW FLOATPLANE ONLY -----	1	
		ATTACHING PARTS		
-80	AN96001216L	WASHER -----	2	
-81	AN924-8D	NUT -----	1	
		---*---		
-82	MS20823-8D	ELBOW FLOATPLANE ONLY -----	2	
-83	0513129	BRACKET-FUEL STRAINER FLOATPLANE ONLY -----	1	
-84	MS20074-03-04	BOLT FLOATPLANE ONLY -----	2	
-85	AN936A10	WASHER FLOATPLANE ONLY -----	2	
-86	AN970-3	WASHER FLOATPLANE ONLY -----	2	
<p>A---172 SERIAL 17258830, 17258856 THRU 17263458 F172 SERIAL F17200754 THRU F17201234 B---172 SERIAL 17258830, 17258856 THRU 17259223 F172 SERIAL F17200754 ONLY C---172 SERIAL 17259224 THRU 17263458 F172 SERIAL F17200755 THRU F17201234 D---172 SERIAL 17258830, 17258856 THRU 17263458 F172 SERIAL F17200805 THRU F17201234 E---F172 SERIAL F17200754 THRU F17201234</p>				

FIGURE AND INDEX NO.	PART NUMBER	DESCRIPTION	UNITS PER ASSY	USABLE ON CODE
169 -		1 2 3 4 5 6 7		
	0511199-48	FUEL STRAINER & DRAIN CONTROL INSTALLATION -----	NP	C
		STRAINER ASSEMBLY GARW 33-199R95B -----	1	A
		ATTACHING PARTS -----		
- 1	AN4-14A	BOLT -----	2	A
- 2	AN960-416L	WASHER -----	2	A
- 3	MS21042L4	NUT -----	2	A
		-----*-----		
- 4	33-199-902	CAP ASSEMBLY GARW -----	1	
- 5	33-199-909	SCREEN GARW -----	1	
- 6	33-199-5	GLASS BOWL GARW -----	1	
- 7	33-199-6	GASKET GARW -----	2	
- 8	33-199-1	BOTTOM GARW -----	1	
- 9	33-199-45	SET SCREW GARW -----	1	
-10	33-199-8	NUT GARW -----	1	
	0511199-41	VALVE ASSEMBLY-DRAIN -----	1	A
-11	MS24605-5	PIN-COTTER -----	1	
-12	MS29513-007	O RING -----	1	
-13	0851592-1	SHAFT -----	1	
-14	0851583-2	PLUNGER -----	1	
-15	0851583-3	SPRING -----	1	
-16	0756001-8	LEVER ASSEMBLY -----	1	
CONTINUED ON NEXT PAGE				

FIGURE AND INDEX NO.	PART NUMBER	DESCRIPTION	UNITS PER ASSY	USABLE ON CODE
169 -17		CONTROL-STRAINER DRAIN SEE STATIONARY INST PANEL ATTACHING PARTS	1	A
-18	0756001-3	SUPPORT -----	1	A
-19	AN74203	CLAMP -----	1	A
-20	S102128-6	SCREW -----	1	A
-21	NAS446-4-3	NUT -----	1	A
-22	0450311	CLAMP -----	1	A
-23	MS21044N3	NUT -----	1	A
-24	AN960-10	WASHER -----	2	A
-25	0756002	SPRING -----	1	A
-26	AN960-2	WASHER -----	2	A
	0756005-1	STRAINER ASSEMBLY-FUEL ATTACHING PARTS	1	B
-27	AN515-10R10 AN936A10	SCREW ----- WASHER -----	2 2	B B
-28	0756008-1	BOWL-FUEL STRAINER ATTACHING PARTS	1	
-29	S1573-3	NUT -----	1	
-30	0756015-1	WASHER -----	1	
-31	MS29513-111	O RING -----	1	
-32	MS29513-138	O RING -----	1	
-33	0756011-1	STANDPIPE -----	1	
-34	0756009-1	FILTER ASSEMBLY-FUEL STRAINER	1	
-35	0756009-5	GASKET -----	1	
-36	0756014-1	PLATE -----	1	
-37	MS24665-132	ATTACHING PARTS COTTER PIN -----	1	
-38	0756010-1	PLUNGER ASSEMBLY-DRAIN	1	
-39	MS16624-25	SNAP RING -----	1	
-40	0756014-2	WASHER -----	2	
-41	0756012-1	SPRING -----	1	
-42	MS29513-10	O RING -----	1	
-43	0756005-2	TOP ASSEMBLY-FUEL STRAINER	1	
-44		CONTROL-STRAINER DRAIN SEE STATIONARY INST PANEL ATTACHING PARTS	1	B
-45	0450311-3	CLAMP -----	1	B
-46	AN960-416	WASHER -----	AR	B
-47	MS21042L4	NUT -----	1	B
-48	0500315-1	BRACKET-CONTROL -----	1	B
-49	0500315-2	BRACKET-CONTROL -----	1	B
-50	AN74203	CLAMP -----	1	B
-51	AN520-10R8	ATTACHING PARTS SCREW -----	1	
-52	MS21044N3	NUT -----	1	
		-----*-----		
		A---172 SERIAL 17249545 THRU 17252533 F172 SERIAL F172-0001 THRU F172-0139 P172 SERIAL P17257120 THRU P17257188 FP172 SERIAL FP172-0001 THRU FP172-0003		
		B---172 SERIAL 17252534 THRU 17256512 F172 SERIAL F172-0140 THRU F17200804		
		C---172 SERIAL 17249545 THRU 17256512 F172 SERIAL F172-0001 THRU F17200804 P172 SERIAL P17257120 THRU P17257188 FP172 SERIAL FP172-0001 THRU FP172-0003		

Fuel System (Cont)



172 SERIAL 17256513 THRU 17263458
F172 SERIAL F17200805 THRU F17201234

Figure 170. Fuel Strainer & Drain Control Installation

FIGURE AND INDEX NO.	PART NUMBER	DESCRIPTION	UNITS PER ASSY	USABLE ON CODE
170 -		1 2 3 4 5 6 7		
	0756005-1	FUEL STRAINER & DRAIN CONTROL INSTALLATION -----	NP	A
		STRAINER ASSEMBLY-FUEL -----	1	
		ATTACHING PARTS -----		
- 1	AN515-10R8	SCREW -----	4	
- 2	AN936A10	WASHER -----	4	
		---*---		
- 3	0756008-1	BOWL-FUEL STRAINER -----	1	
		ATTACHING PARTS -----		
- 4	S1573-3	NUT -----	1	
- 5	0756015-1	WASHER -----	1	
- 6	MS29513-111	O RING -----	1	
- 7	MS29513-138	O RING -----	1	
		---*---		
- 8	0756011-1	STANDPIPE -----	1	
- 9	0756009-1	FILTER ASSEMBLY-FUEL STRAINER -----	1	
-10	0756009-8	GASKET -----	1	
-11	0756014-1	PLATE -----	1	
		ATTACHING PARTS -----		
-12	MS24665-132	COTTER PIN -----	1	
		---*---		
-13	0756010-1	PLUNGER -----	1	
-14	MS16624-1025	SNAP-RING -----	1	
-15	0756014-2	WASHER -----	1	
-16	0756012-1	SPRING -----	1	
-17	MS29513-10	O RING -----	1	
-18	0756005-2	TOP ASSEMBLY-FUEL STRAINER -----	1	
-19		CONTROL-STRAINER DRAIN SEE INSTRUMENT PANEL -----	1	
		ATTACHING PARTS -----		
-20	0716136-1	BRACKET -----	1	
-21	MS9025-02	CLAMP -----	1	
-22	AN520-10R8	SCREW -----	1	
-23	MS21044N3	NUT -----	1	
-24	AN525-10R8	SCREW -----	2	
	MS21044N3	NUT -----	2	
-25	0450311-3	CLAMP -----	1	
-26	AN960-416	WASHER -----	1	
-27	AN960-416L	WASHER -----	2	
-28	MS21042L4	NUT -----	1	
		---*---		
		A---172 SERIAL 17256513 THRU 17263458 F172 SERIAL F17200805 THRU F17201234		

Fuel System (Cont)

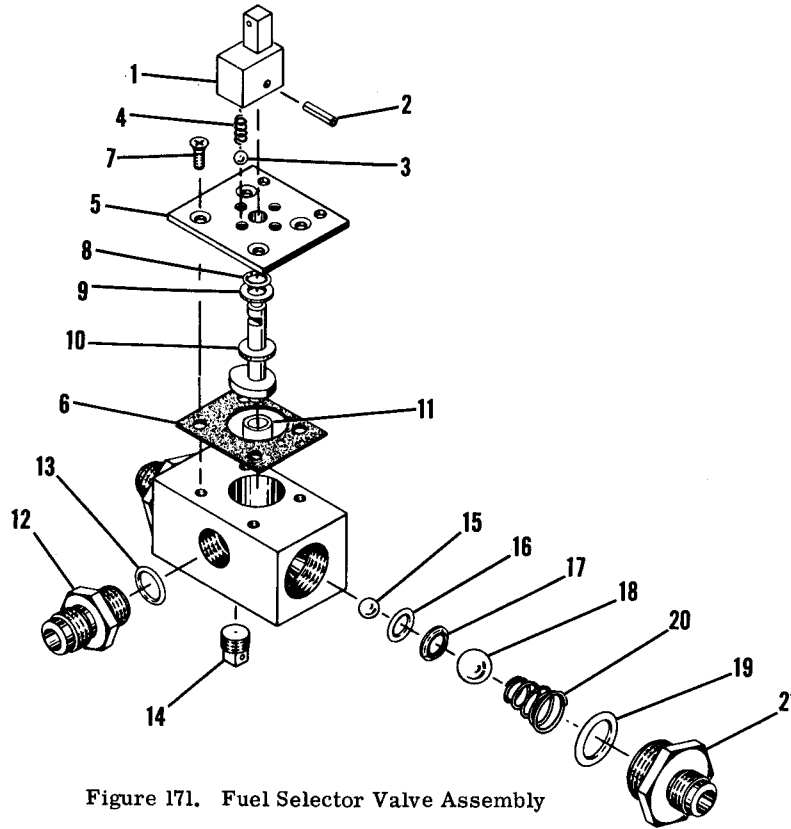
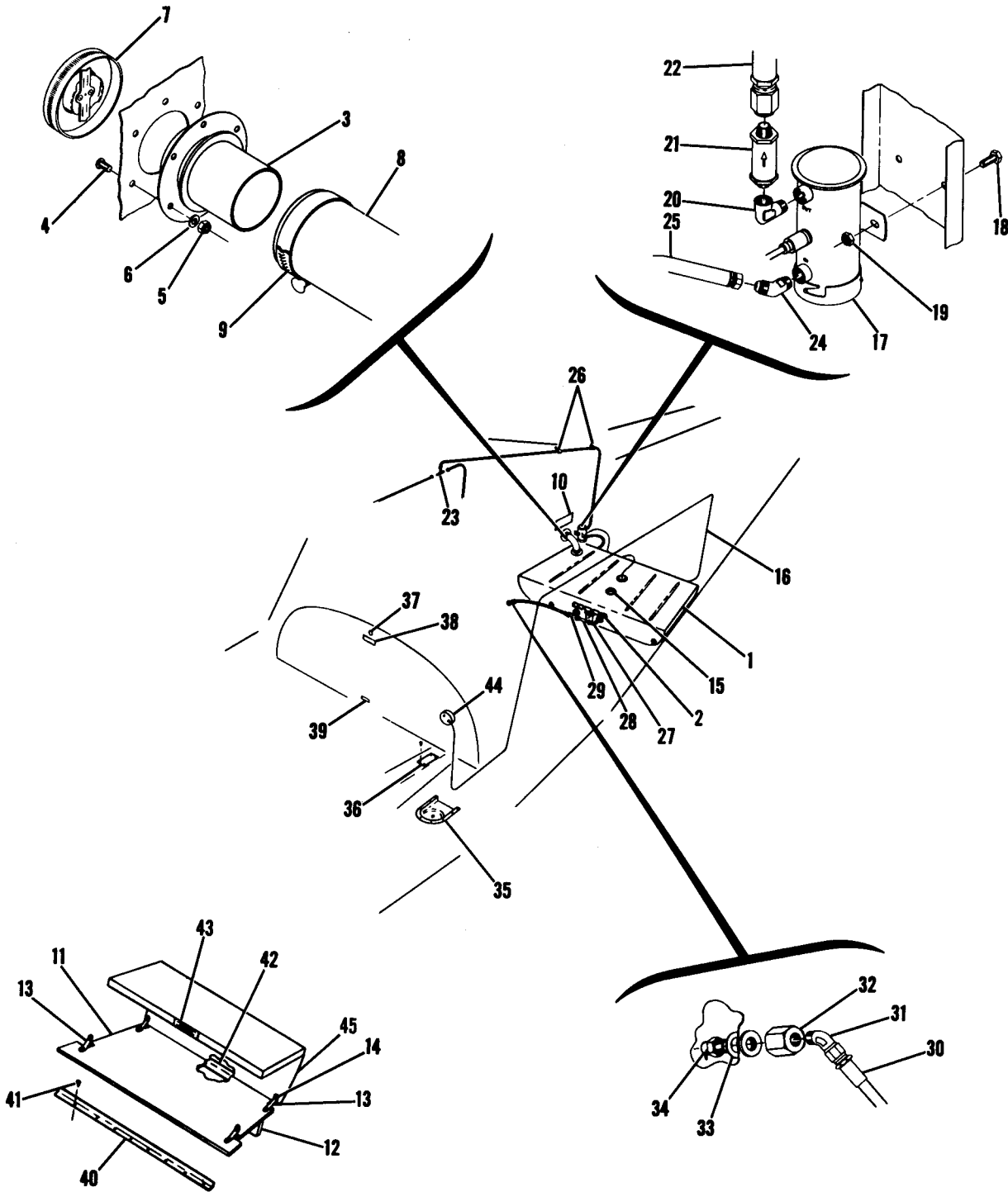


Figure 171. Fuel Selector Valve Assembly

FIGURE AND INDEX NO.	PART NUMBER	DESCRIPTION	UNITS PER ASSY	USABLE ON CODE
		1 2 3 4 5 6 7		
171 -	0513120-6	VALVE ASSEMBLY-FUEL SELECTOR -----	1	A
- 1	0513120-8	VALVE ASSEMBLY-FUEL SELECTOR -----	1	B
- 1	0513124-2	HOUSING-POSITIONING BALL & SPRING -----	1	A
- 2	NAS561P3-8	ATTACHING PARTS		
		ROLL PIN -----	1	A
		-----*		
- 3	S272-207	BALL-FUEL VALVE -----	1	A
- 4	0513120-1	SPRING-FUEL VALVE -----	1	A
- 5	0513122	COVER-FUEL VALVE -----	1	
- 6	0513125	GASKET-FUEL COVER -----	1	
		ATTACHING PARTS		
- 7	AN507-632R6	SCREW -----	4	
		-----*		
- 8	AF934-5	O RING -----	1	
- 9	AN960C416L	WASHER -----	1	
-10	0513123	CAM -----	1	
-11	S1003-9A	BEARING -----	1	
-12	0513126-1	NIPPLE -----	1	
-13	AF934-9	O RING -----	1	
-14	MS20913-10	PLUG -----	1	
-15	S272-209	BALL -----	2	
-16	AF934-7	O RING -----	2	
-17	0513120-4	RETAINER -----	2	
-18	S272-215	BALL -----	2	
-19	AF934-14	O RING -----	2	
-20	0513120-2	SPRING -----	2	
-21	0513120-3	NIPPLE -----	2	
		A---172 SERIAL 17249545 THRU 17251822		
		P172 SERIAL P17257120 THRU P17257188		
		F172 SERIAL F172-0001 THRU F172-0085		
		FPI72 SERIAL FPI72-0001 THRU FPI72-0003		
		B---172 SERIAL 17251823 THRU 17263458		
		F172 SERIAL F172-0086 THRU F17201234		

This page intentionally left blank.

Fuel System (Cont)



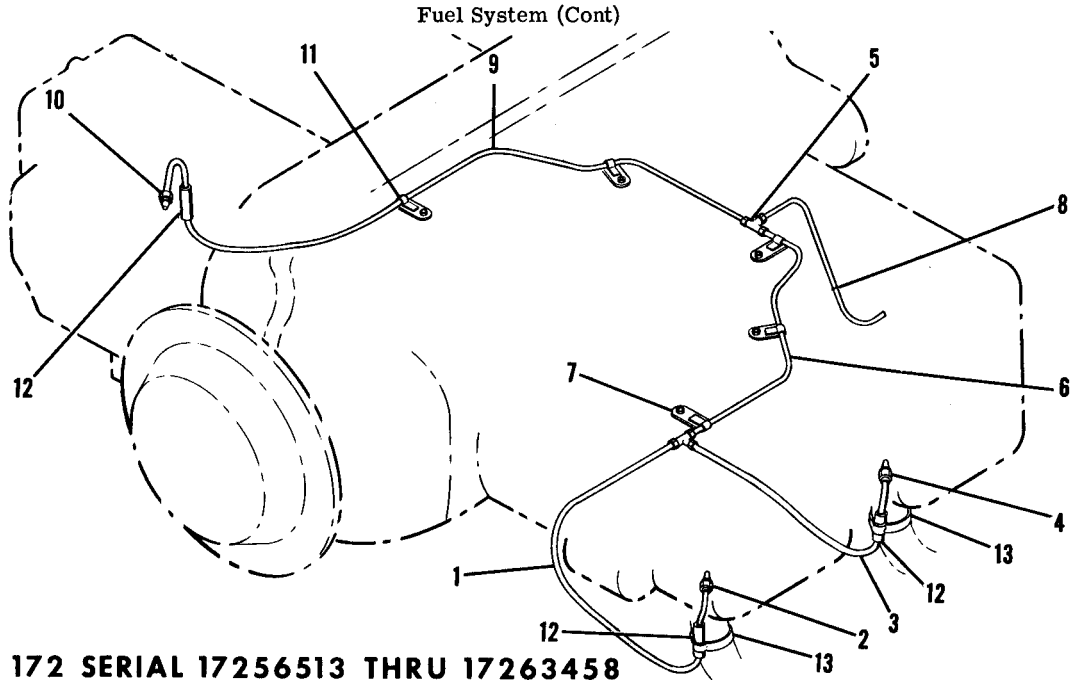
172 SERIAL 17249545 THRU 17257161
F172 SERIAL F172-0001 THRU F172-0559

Figure 172. Auxiliary Fuel Tank Installation

FIGURE AND INDEX NO.	PART NUMBER	DESCRIPTION	UNITS PER ASSY	USABLE ON CODE
172 -		1 2 3 4 5 6 7		
- 1	782	AUXILIARY FUEL TANK INSTALLATION -----	1	A
- 2	784-11	TANK ASSEMBLY-FUEL ----- ATTACHING PARTS -----	1	
- 3	784-4	RESTRAINER-FORWARD ----- *-----	1	
- 4	AN515-6R7	FILLER NECK -----	1	
- 5	MS21044N06	ATTACHING PARTS -----	6	
- 6	AN960D6	SCREW -----	6	
- 7	782-2	NUT -----	6	
- 8	783	WASHER ----- *-----	1	
- 9	AN737TW82	GAS CAP -----	1	
-10	782-7	HOSE-FILLER NECK -----	1	
-11	785-1	ATTACHING PARTS -----	1	
-12	785-4	CLAMP ----- *-----	2	
	AN545-6R8	PLATE ASSEMBLY-FILL INSTRUCTIONS -----	1	
-13	784-5	FLOOR ASSEMBLY -----	1	
-14	AN3-3A	SUPPORT-FLOOR -----	1	
-15	AN970-3	ATTACHING PARTS -----	4	
-16	MS21044N3	SCREW ----- *-----	4	
-17	AN3-6A	BRACKET-FLOOR -----	4	
-18	785-3	ATTACHING PARTS -----	1	
-19	782-9	BOLT -----	1	
-20	782-1	WASHER -----	2	
-21	AN3-3A	NUT -----	2	
-22	MS21044N3	BOLT ----- *-----	1	
-23	AN914-1D	PEG-FLOOR SUPPORT -----	1	
-24	1-656-2-75	WIRE BUNDLE -----	1	
-25	784-6	PUMP-TRANSFER -----	1	
-26	AN824-6D	ATTACHING PARTS -----	2	
-27	MS20823-4D	BOLT -----	2	
-28	784-9	NUT -----	1	
-29	MS20822-4D	*-----	1	
-30	TA3-716D9	ELBOW -----	1	
-31	AN3-3A	CHECK VALVE -----	1	
-32	MS21044N3	HOSE-PUMP TO TEE -----	1	
-33	0716128-45	TEE -----	1	
-34	MS20823-4D	ELBOW-PUMP HOSE CONNECTION -----	1	
-35	784-3	HOSE-TANK TO PUMP -----	1	
-36	AN960-716L	ELBOW-PUMP HOSE CONNECTION -----	1	
	782-4	CLAMP THAS -----	2	
	787	ATTACHING PARTS -----	2	
	S1021Z2R4	BOLT -----	1	
	782-3	NUT -----	1	
	S1021Z6-8	*-----	1	
		DOUBLER-STA 90.00 BULKHEAD -----	1	
		ELBOW -----	1	
		HOSE-CONNECTOR -----	1	
		TEE -----	1	
		HOSE-DRAIN -----	1	
		ELBOW -----	1	
		ADAPTER -----	1	
		WASHER -----	1	
		DRAIN VALVE -----	1	
		VENT ASSEMBLY -----	1	
		ATTACHING PARTS -----	1	
		SCREW ----- *-----	10	
		PLACARD-INSTRUCTION -----	1	
		ATTACHING PARTS -----	1	
		SCREW ----- *-----	4	

CONTINUED ON NEXT PAGE

FIGURE AND INDEX NO.	PART NUMBER	DESCRIPTION	UNITS PER ASSY	USABLE ON CODE
172 -37	782-6	SWITCH-FUEL TRANSFER -----	1	
-38	782-11	PLACARD-FUEL TRANSFER SWITCH -----	1	
-39	782-13	PLACARD-CIRCUIT BREAKER -----	1	
-40	782-10	RETAINER-TANK CLOSURE ----- ATTACHING PARTS	1	
-41	S1021Z8-8	SCREW ----- ---*---	8	
-42	785-6	ANGLE-CURTAIN -----	1	
-43	782-8	PLACARD-BAGGAGE LOADING -----	1	
-44	782-5	GAGE-AUXILIARY FUEL ----- ATTACHING PARTS	1	
	0411897-3	COVER PLATE ----- ---*---	1	
		A---172 SERIAL 17249545 THRU 17257161 F172 SERIAL F172-0001 THRU F172-0559		

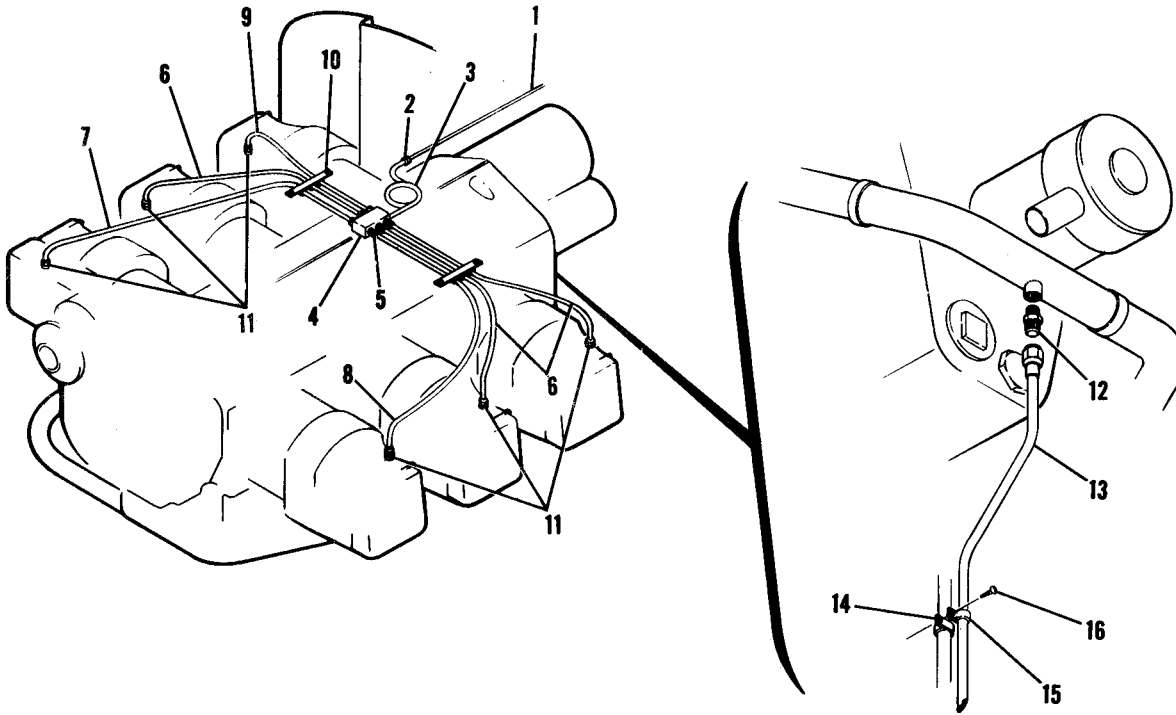


172 SERIAL 17256513 THRU 17263458
F172 SERIAL F17200805 THRU F17201234

Figure 173. Three Cylinder Fuel Primer Installation

FIGURE AND INDEX NO.	PART NUMBER	DESCRIPTION	UNITS PER ASSY	USABLE ON CODE
1 2 3 4 5 6 7				
173 -		FUEL PRIMER INSTALLATION-THREE CYLINDER	NP	A
- 1	1700121-100	LINE ASSEMBLY-CYLINDER 2 TO TEE	1	
- 2	AN4022-1	ATTACHING PARTS JET-FUEL	1	
- 3	1700121-101	LINE ASSEMBLY-CYLINDER 4 TO TEE	1	
- 4	AN4022-1	ATTACHING PARTS JET-FUEL	1	
- 5	AN824-2D	TEE	2	
- 6	1700121-95	LINE ASSEMBLY-TEE TO TEE	1	
- 7	0550100-8 S148502 S1021Z8-8C	ATTACHING PARTS BRACKET CLAMP SCREW	3 3 3	
- 8	SEE FIG 167	LINE ASSEMBLY-TEE TO FIREWALL	1	
- 9	1700121-94	LINE ASSEMBLY-CYLINDER 1 TO TEE	1	
-10	AN4022-1	ATTACHING PARTS JET-FUEL	1	
-11	0550100-8 S148502 S1021Z8-8C	BRACKET CLAMP SCREW	2 2 2	
-12	S1949-1	TUBING-RUBBER .75 IN LG BULK ITEM REF S1949-1-0012	3	B
-13	71910	CLAMP LYC	3	B
	AN515-6-10 MS21045L06	ATTACHING PARTS SCREW NUT	1 1	B B
A---172 SERIAL 17256513 THRU 17263458 F172 SERIAL F17200805 THRU F17201234 B---172 SERIAL 17257828 THRU 17263458 F172 SERIAL F17200805 THRU F17201234				

Fuel System (Cont)



P172 SERIAL P17257120 THRU P17257188

Figure 174. Six Cylinder Priming System Installation

FIGURE AND INDEX NO.	PART NUMBER	DESCRIPTION	UNITS PER ASSY	USABLE ON CODE
174 -		1 2 3 4 5 6 7 PRIMING SYSTEM INSTALLATION-SIX CYLINDER -----	NP	A
- 1	0500106-300	LINE ASSEMBLY-PRIMER FIREWALL TO BAFFLE -----	1	
- 2	MS20823-2D AN960D516 AN924-20	UNION ----- WASHER ----- NUT -----	1 2 1	
- 3	0500106-313 AN816-2D	LINE ASSEMBLY-PRIMER BAFFLE TO DISTRIBUTOR ----- NIPPLE -----	1 1	
- 4	0750125-10	DISTRIBUTOR-PRIMER -----	1	
	0550202-9	ATTACHING PARTS ----- BOLT -----	1	
		---*---		
- 5	AN780-2	NIPPLE -----	6	
- 6	0750125-4	LINE ASSEMBLY-PRIMER DISTRIBUTOR TO CYLINDERS 2,3&4 -----	3	
- 7	0750125-1	LINE ASSEMBLY-PRIMER DISTRIBUTOR TO CYLINDER 5 -----	1	
- 8	0750125-2	LINE ASSEMBLY-PRIMER DISTRIBUTOR TO CYLINDER 6 -----	1	
- 9	0550202-3	LINE ASSEMBLY-PRIMER DISTRIBUTOR TO CYLINDER 1 -----	1	
		ATTACHING PARTS -----		
-10	0550202-11 0750125-9 S1021Z10-8 0750125-11	BRACKET ----- CLAMP ----- SCREW ----- NUT -----	2 2 4 4	
		---*---		
-11	AN4022-1	NIPPLE-PRIMING JET -----	6	
-12	AN816-4D	NIPPLE -----	1	
-13	0500106-302	LINE ASSEMBLY-MANIFOLD DRAIN -----	1	
		ATTACHING PARTS -----		
-14	S1485D12L	CLAMP -----	1	
-15	AN742D4	CLAMP TIN -----	1	
-16	S1021Z10-8	SCREW -----	1	
		---*---		
	AN932C2	PLUG -----	1	
		A---P172 SERIAL P17257120 THRU P17257188 FP172 SERIAL FP172-0001 THRU FP172-0003		

DIRECTIONAL & HORIZONTAL GYRO USAGE

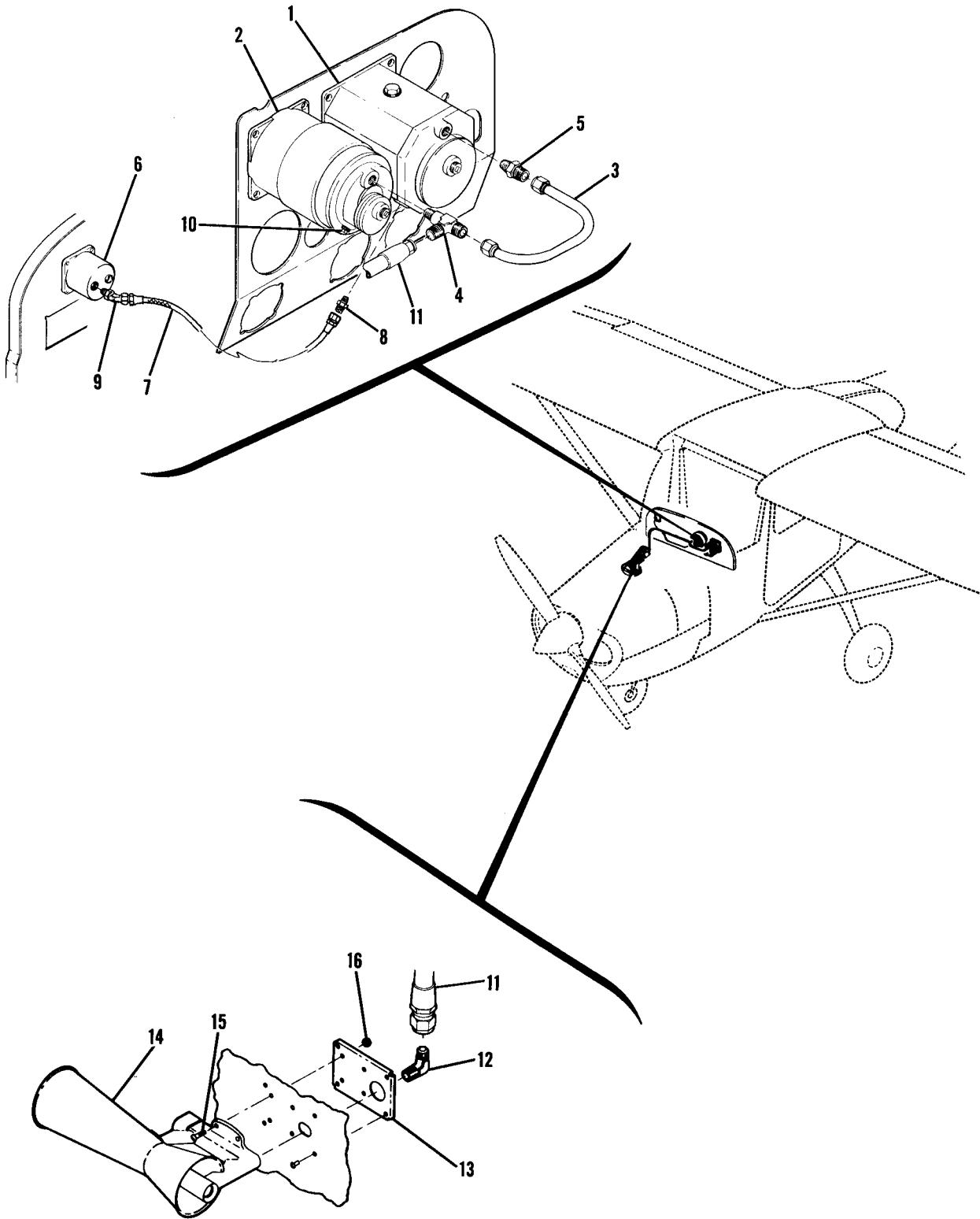
REFER TO FOLLOWING TABLE FOR REPLACEMENT GYROS WHEN ORIGINAL EQUIPMENT HAS BEEN EXHAUSTED

ORIGINAL GYRO	REPLACEMENT GYRO
<u>HORIZONTAL GYROS</u>	<u>HORIZONTAL GYROS</u>
S1309N1	C661001-0201 OR AK172-116
S1326N1	AK172-116*
S1472N1	C661001-0201 OR AK172-116*
S1473N1	C661001-0201 OR AK172-116*
C661001-0201	AK172-116*
<u>DIRECTIONAL GYROS</u>	<u>DIRECTIONAL GYROS</u>
S1316N1	C661002-0201 OR AK172-116
S1327N1	AK172-116*
S1476N1	C661002-0201 OR AK172-116
C661002-0201	AK172-116*

*AK172-116 IS A KIT INCLUDING BOTH HORIZONTAL & DIRECTIONAL GYROS, A CENTRAL FILTER, SUCTION GAGE AND NECESSARY HARDWARE FOR INSTALLATION OF THESE PARTS

Figure 175. Directional & Horizontal Gyro Usage

Vacuum System

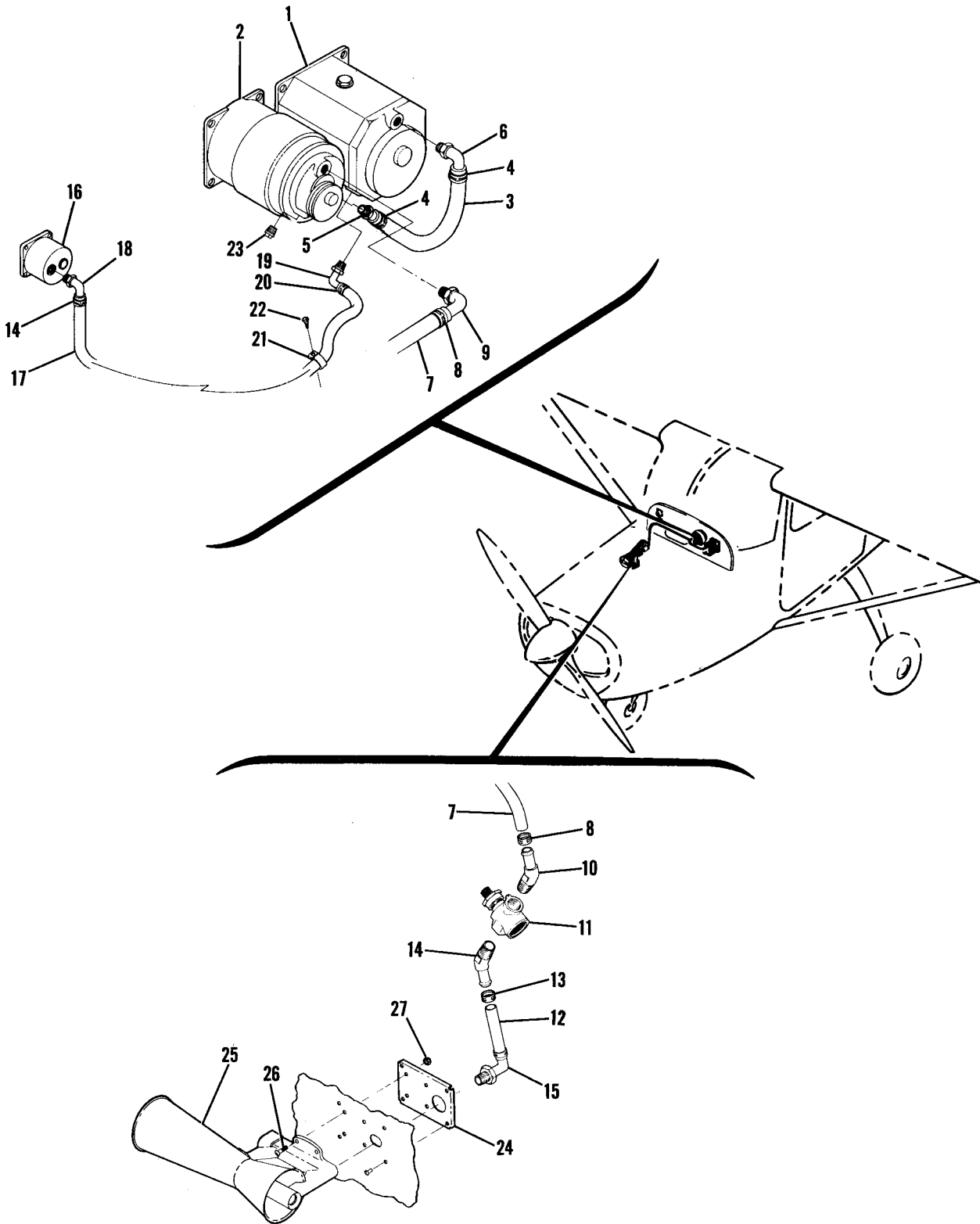


172 SERIAL 17249545 THRU 17250572

Figure 176. Venturi & Gyros System Installation

FIGURE AND INDEX NO.	PART NUMBER	DESCRIPTION	UNITS PER ASSY	USABLE ON CODE
		1 2 3 4 5 6 7		
176 -		VENTURI & GYROS SYSTEM INSTALLATION -----	NP	A
- 1	S1316N1	GYRO-DIRECTIONAL REMFD WHEN EXHAUSTED SEE FIG 175 ----	1	
- 2	S1309N1	GYRO-HORIZON REMFD WHEN EXHAUSTED SEE FIG 175 ----	1	
- 3	0500106-229	LINE ASSEMBLY-HORIZONTAL GYRO TO DIRECTIONAL GYRO -----	1	
- 4	MS20826-6D	TEE -----	1	
- 5	AN816-6D	NIPPLE -----	1	
- 6	S1414N1	GAGE-SUCTION -----	1	
- 7	S1168-4-30	HOSE ASSEMBLY-DIRECTIONAL GYRO TO SUCTION GAGE -----	1	B
	S1495-4	HOSE 33 IN LG BULK ITEM REF S-1431-4-33.00 -----	1	C
		ATTACHING PARTS		
- 8	MS20822-4-4D	NIPPLE -----	1	B
	AN912-1D	BUSHING -----	1	C
	IK-2-4	FITTING AIRB -----	1	C
- 9	MS20823-4D	ELBOW -----	1	B
	AN844-4D	ELBOW -----	1	C
		*-----		
-10	AN932D3	PLUG -----	2	
-11	S1168-6-40 1/2	HOSE ASSEMBLY -----	1	
-12	MS20822-6D	ELBOW -----	1	
-13	0511473-1	STIFFENER-VENTURI -----	1	
-14	0511318-1	SUPER VENTURI -----	1	
		ATTACHING PARTS		
-15	AN515-10R10	SCREW -----	4	
-16	MS21045L3	NUT -----	4	
		*-----		
		A---172 SERIAL 17249545 THRU 17250572		
		B---172 SERIAL 17249545 THRU 17250157		
		C---172 SERIAL 17250158 THRU 17250572		

Vacuum System (Cont)



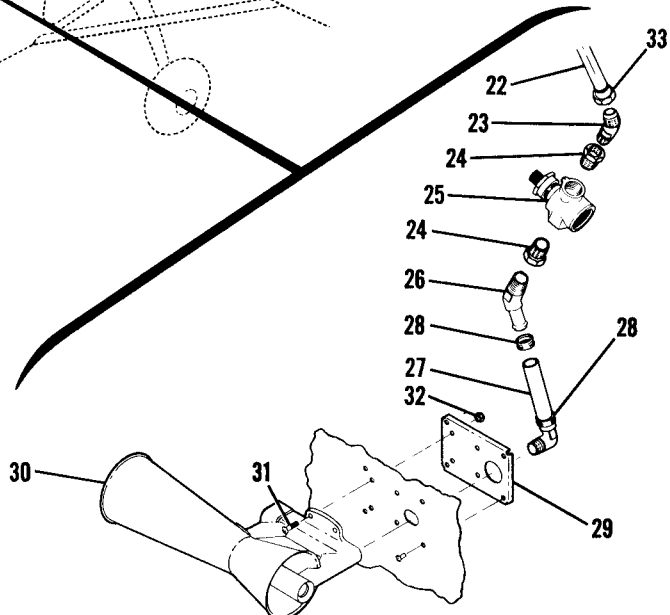
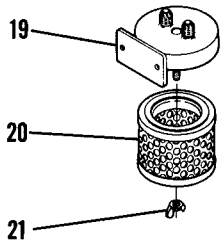
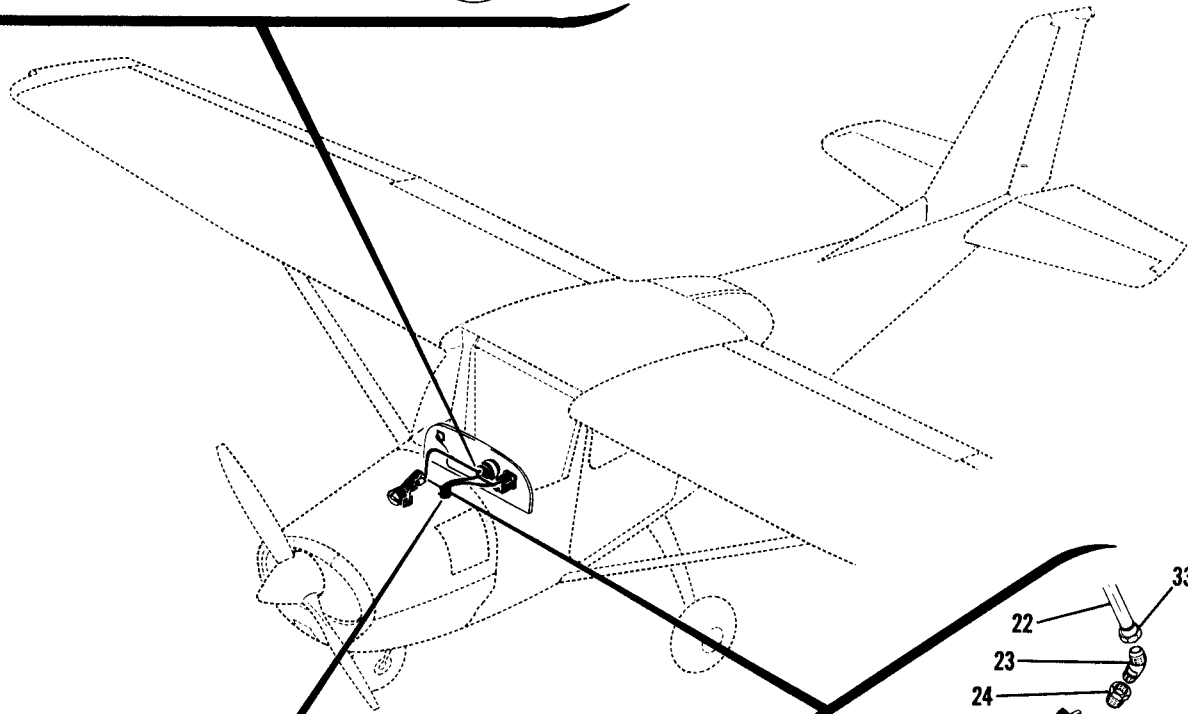
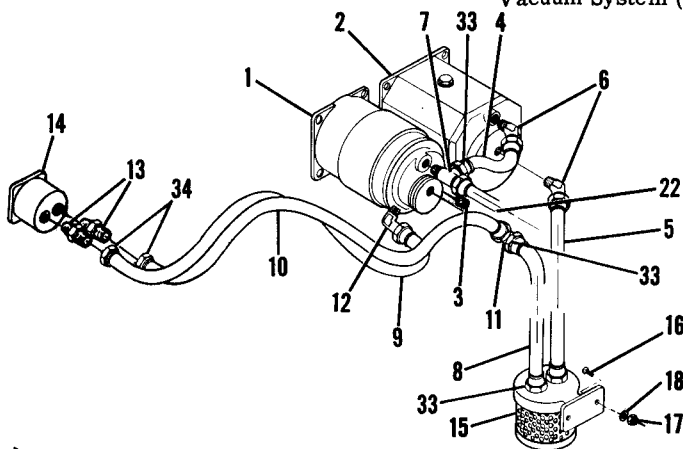
172 SERIAL 17250573 THRU 17251822

Figure 177. Venturi & Gyros System Installation



FIGURE AND INDEX NO.	PART NUMBER	DESCRIPTION	UNITS PER ASSY	USABLE ON CODE
L77 -		VENTURI & GYROS SYSTEM INSTALLATION -----	NP	A
- 1	S1316N1	GYRO-DIRECTIONAL REMFD WHEN EXHAUSTED SEE FIG 175 -----	1	
- 2	S1309N1	GYRO-HORIZON REMFD WHEN EXHAUSTED SEE FIG 175 -----	1	
	S1473N1	GYRO-HORIZON ALTERNATE WHEN EXHAUSTED SEE FIG 175 -----	1	
- 3	S1495-6-	HOSE-9.0 IN LG BULK ITEM REF S1495-6-9.00 -----	1	
		ATTACHING PARTS -----		
- 4	NAS397-12	CLAMP -----	2	
- 5	1K10-4-6	ADAPTER AIRB -----	1	
- 6	1K1-4-6	ELBOW AIRB -----	1	
		-----*		
- 7	S1495-8-	HOSE-40.50 IN LG BULK ITEM REF S1495-8-40.50 -----	1	
		ATTACHING PARTS -----		
- 8	NAS397-14	CLAMP -----	2	
- 9	1K1-4-8	ELBOW AIRB -----	1	
-10	AN844-8	ELBOW -----	1	
		-----*		
-11	G482001-0101	VALVE-SUCTION RELIEF -----	1	
-12	S1495-8-	HOSE-2.30 IN LG BULK ITEM REF S1495-8-2.30 -----	1	
		ATTACHING PARTS -----		
-13	NAS397-14	CLAMP -----	2	
-14	AN844-8	ELBOW -----	1	
-15	1K1-4-8	ELBOW AIRB -----	1	
		-----*		
-16	S1414N1	GAGE-SUCTION -----	1	
-17	S1495-4-	HOSE-40.00 IN LG BULK ITEM REF S1495-4-40.00 -----	1	
		ATTACHING PARTS -----		
-18	1K1-2-4	ELBOW AIRB -----	1	
-19	1K1-4-4	ELBOW AIRB -----	1	
-20	NAS397-8	CLAMP -----	2	
-21	S1485D80	CLAMP -----	3	
-22	S1021Z8-6	SCREW -----	3	
		-----*		
-23	MS20913-20	PLUG -----	2	
-24	0511473-1	STIFFENER-VENTURI -----	1	
-25	0511318-1	SUPER VENTURI -----	1	
		ATTACHING PARTS -----		
-26	AN515-10R10	SCREW -----	4	
-27	MS21045L3	NUT -----	4	
		-----*		
A---172 SERIAL 17250573 THRU 17251822				

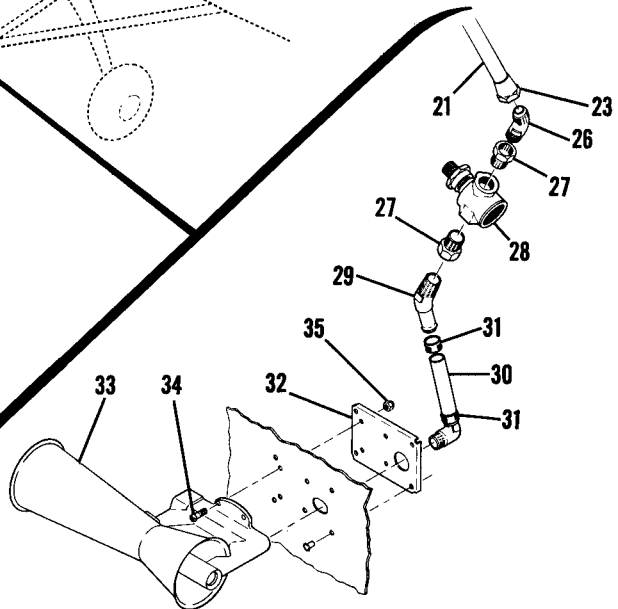
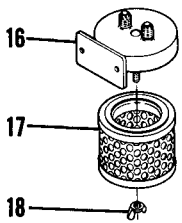
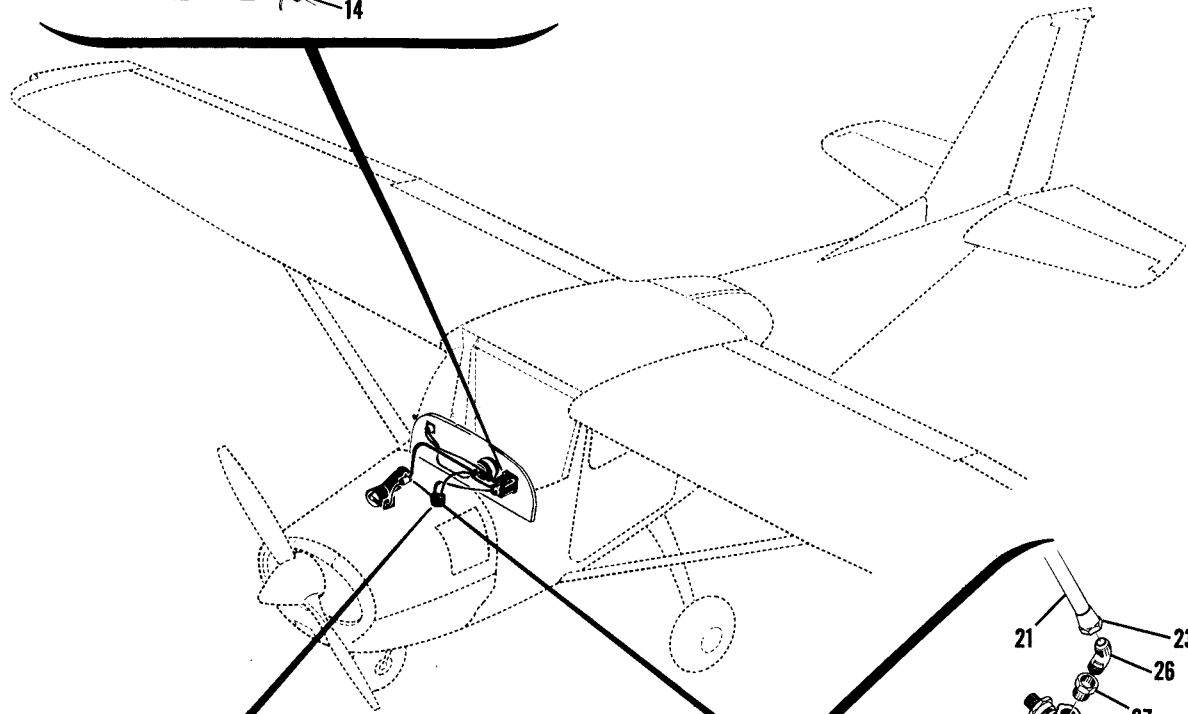
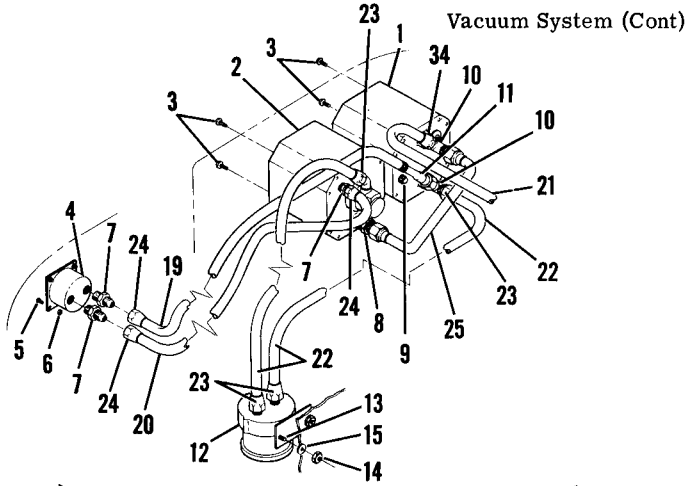
Vacuum System (Cont)



172 SERIAL 17252902 THRU 17254892
172 SERIAL 17251823 THRU 17252758

Figure 178. Venturi & Gyros System Installation

FIGURE AND INDEX NO.	PART NUMBER	DESCRIPTION	UNITS PER ASSY	USABLE ON CODE
178 -		1 2 3 4 5 6 7 VENTURI & GYROS SYSTEM INSTALLATION -----		
- 1	C661002-0201	GYRO-DIRECTIONAL REMFD WHEN EXHAUSTED SEE FIG 175 -----	NP	A
- 2	C661001-0201	GYRO-HORIZON REMFD WHEN EXHAUSTED SEE FIG 175 -----	1	
- 3	MS20913-20	PLUG -----	1	
- 4	S1495-6	HOSE 3.75 IN LG BULK ITEM REF S1495-6-3.75 -----	1	
- 5	S1495-6	HOSE 12.75 IN LG BULK ITEM REF S1495-6-12.75 -----	1	
- 6	MS20823-6D	ELBOW -----	2	
- 7	MS20826-6D	TEE -----	1	
- 8	S1495-6	HOSE 10.00 IN LG BULK ITEM REF S1495-6-10.00 -----	1	
- 9	S1495-4	HOSE 27.50 IN LG BULK ITEM REF S1495-4-27.50 -----	1	
-10	S1495-4	HOSE 27.50 IN LG BULK ITEM REF S1495-4-27.50 -----	1	
-11		TEE -----	1	
-12	MS20822-4-4D	ELBOW -----	1	
-13	AN816-4D	NIPPLE -----	2	
-14	S1414-1	GAGE -----	1	
-15	C294501-0101	AIR FILTER -----	1	
		ATTACHING PARTS -----		
-16	AN520-10R10	SCREW -----	2	
-17	MS21044N3	NUT -----	2	
-18	AN960PD10	WASHER -----	2	
		---*---		
-19	C294501-0102	BRACKET -----	1	
-20	C294501-0103	FILTER ELEMENT -----	1	
		ATTACHING PARTS -----		
-21	P2274	NUT-WING OCI -----	1	
		---*---		
-22	S1495-6	HOSE 41.0 IN LG BULK ITEM REF S1495-6-41.00 -----	1	
-23	MS20823-6D	ELBOW -----	1	
-24	AN912-2	BUSHING -----	2	
-25	C482001-0101	VALVE -----	1	
-26	AN844-6D	ELBOW -----	1	
-27	S1495-6-	HOSE 2.50 IN LG BULK ITEM REF S1495-6-2.50 -----	1	
-28	NAS397-10	CLAMP -----	2	
-29	0511473-1	STIFFENER -----	1	
-30	0511318-1	SUPER VENTURI -----	1	
		ATTACHING PARTS -----		
-31	AN515-10R10	SCREW -----	4	
-32	MS21044N3	NUT -----	4	
		---*---		
-33	S1497-6	FITTING-HOSE END -----	8	
-34	S1497-4	FITTING-HOSE END -----	4	
<p>NOTE. **ORDER 1 EACH MS20826-6D TEE, 1713039-1 ELBOW ASSEMBLY & NAS397-8 CLAMP.</p> <p>A---172 SERIAL 17251823 THRU 17252758 172 SERIAL 17252902 THRU 17254892</p>				

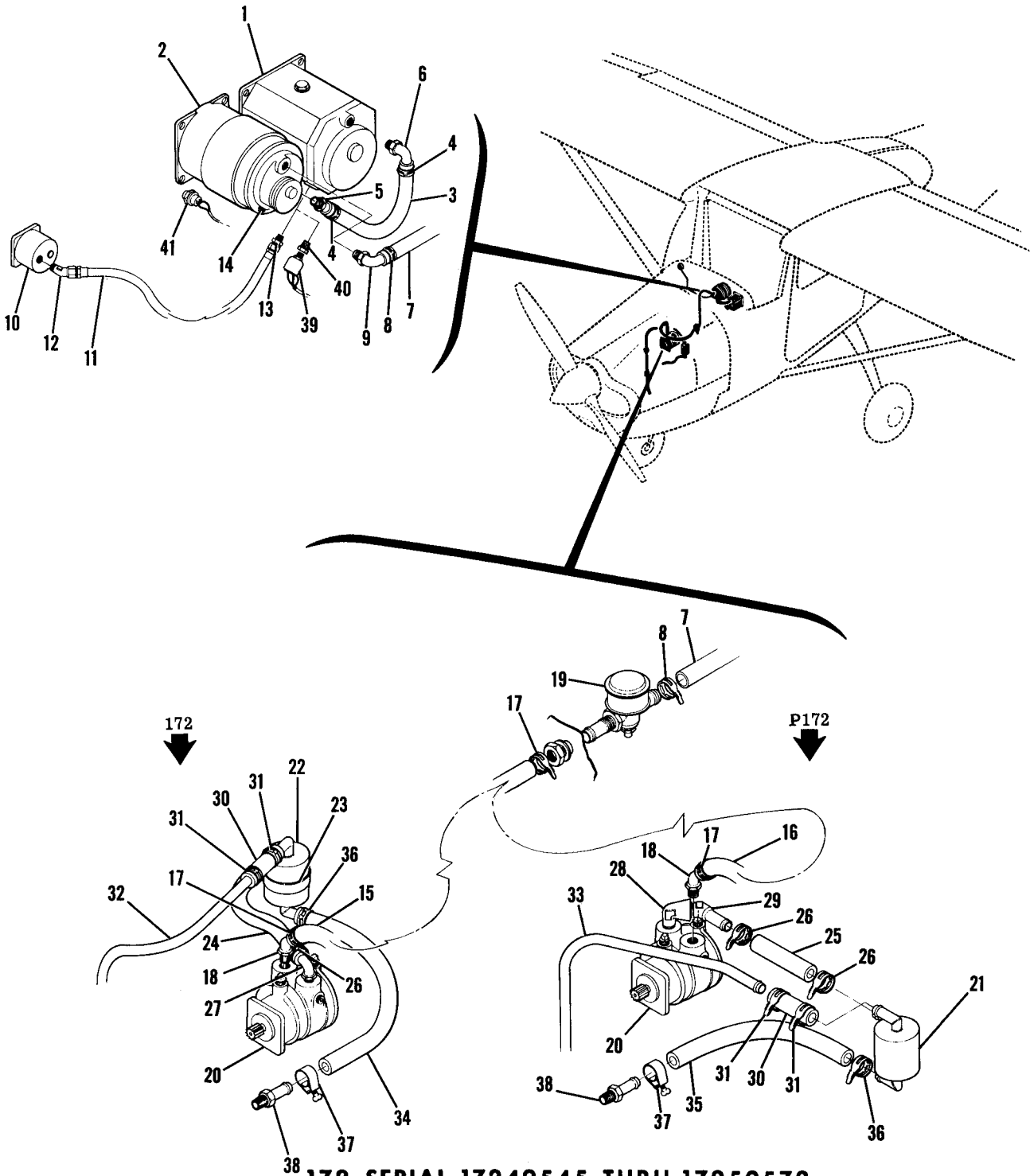


172 SERIAL 17252759 THRU 17252901
172 SERIAL 17254893 THRU 17256512

Figure 179. Venturi & Gyro System Installation

FIGURE AND INDEX NO.	PART NUMBER	DESCRIPTION	UNITS PER ASSY	USABLE ON CODE
179 -		1 2 3 4 5 6 7 VENTURI & GYRO SYSTEM INSTALLATION -----		
- 1	C661002-0201	GYRO-DIRECTIONAL NEW -----	1	A
- 2	C661001-0201	GYRO-HORIZON NEW -----	1	
		ATTACHING PARTS -----		
- 3	AN515B6R6	SCREW -----	4	
		-----*-----		
- 4	S1414-1	GAGE-SUCTION -----	1	
		ATTACHING PARTS -----		
- 5	AN515B6R12	SCREW -----	4	
- 6	NAS395-6-3	NUT -----	4	
		-----*-----		
- 7	AN816-4D	NIPPLE -----	3	
- 8	AN816-6D	NIPPLE -----	1	
- 9	MS20913-1D	PLUG -----	1	
-10	MS20826-6D	TEE -----	2	
-11	1713039-1	ELBOW -----	1	
	NAS397-8	CLAMP -----	1	
-12	C294501-0101	AIR FILTER -----	1	
		ATTACHING PARTS -----		
-13	AN520-10R10	SCREW -----	2	
-14	MS21044N3	NUT -----	2	
-15	AN960PD10	WASHER -----	2	
		-----*-----		
-16	C294501-0102	BRACKET -----	1	
-17	C294501-0103	FILTER ELEMENT -----	1	
		ATTACHING PARTS -----		
-18	P2274	NUT-WING DCI -----	1	
		-----*-----		
-19	S1495-4	HOSE * IN LG BULK ITEM REF S1495-4-* -----	1	
-20	S1495-4	HOSE 27.50 IN LG BULK ITEM REF S1495-4-27.50 -----	1	
-21	S1495-6	HOSE 41.00 IN LG BULK ITEM REF S1495-6-41.00 -----	1	
-22	S1495-6	HOSE 14.75 IN LG BULK ITEM REF S1495-6-14.95 -----	2	
-23	S1497-6	FITTING-HOSE END -----	6	
-24	S1497-4	FITTING-HOSE END -----	3	
-25	0500118-38	LINE ASSEMBLY -----	1	
-26	MS20823-6D	ELBOW -----	1	
-27	AN912-2	BUSHING -----	2	
-28	C482001-0101	VALVE-RELIEF -----	1	
-29	AN844-6	ELBOW -----	1	
-30	S1495-6	HOSE 2.50 IN LG BULK ITEM REF S1495-6-2.50 -----	1	
-31	NAS397-10	CLAMP -----	2	
-32	0511473-1	STIFFENER -----	1	
-33	0511318-1	SUPER VENTURI -----	1	
		ATTACHING PARTS -----		
-34	AN515-10R10	SCREW -----	4	
-35	MS21044N3	NUT -----	4	
		-----*-----		
<p>NOTE. *LENGTHS TO BE ADDED LATER</p> <p>A---172 SERIAL 17252759 THRU 17252901 172 SERIAL 17254893 THRU 17256512</p>				

Vacuum System (Cont)



172 SERIAL 17249545 THRU 17250572
P172 SERIAL P17257120 THRU P17257188

Figure 180. Engine Driven Vacuum System Installation



FIGURE AND INDEX NO.	PART NUMBER	DESCRIPTION	UNITS PER ASSY	USABLE ON CODE
		1 2 3 4 5 6 7		
180 -		VACUUM SYSTEM INSTALLATION-ENGINE DRIVEN -----	NP	A
- 1	S1316N1	GYRO-DIRECTIONAL REMFD WHEN EXHAUSTED SEE FIG 175 ----	1	
	S1327N1	INDICATOR-DIRECTIONAL GYRO-AZIMUTH-TYPE 34B -----	1	
		USED WITH VACUUM WARNING LIGHT WHEN EXHAUSTED		
		SEE FIG 175		
- 2	S1309N1	GYRO-HORIZON REMFD WHEN EXHAUSTED SEE FIG 175 ----	1	
	S1326N1	INDICATOR-GYRO HORIZON-TYPE 34B USED WITH -----	1	
		VACUUM WARNING LIGHTS WHEN EXHAUSTED SEE FIG 175		
- 3	S1495-6	HOSE-7.50 IN LG BULK ITEM REF S-1431-6-7.50 -----	1	
		ATTACHING PARTS		
- 4	NAS397-12	CLAMP -----	2	
- 5	IK10-4-8	FITTING-STRAIGHT AIRB -----	1	
- 6	IK1-4-8	FITTING AIRB -----	1	
		---*---		
- 7	S1495-8	HOSE-14.50 IN LG BULK ITEM REF S-1431-8-14.50 -----	1	
		ATTACHING PARTS		
- 8	NAS397-12	CLAMP -----	2	
- 9	IK1-4-8	FITTING AIRB -----	1	
		---*---		
-10	S1414N1	GAGE-SUCTION WEU C668540-0101 -----	1	
	C668540-0101	GAGE-SUCTION -----	1	
-11	S1168-4-30	HOSE ASSEMBLY WHEN EXHAUSTED USE S1495-4 -----	1	D
	S1495-4	HOSE 33 IN LG BULK ITEM REF S-1495-4-33 -----	1	
		ATTACHING PARTS		
-12	MS20823-4D	ELBOW -----	1	D
	AN844-4D	ELBOW -----	1	E
-13	MS20822-4-4D	ELBOW -----	1	D
	AN912-1D	BUSHING -----	1	E
	IK1-2-4	FITTING -----	1	E
	NAS397-8	CLAMP -----	2	E
		---*---		
-14	AN932D3	PLUG -----	2	
-15	S1495-10	HOSE 21.50 IN LG BULK ITEM REF S1495-10-21.50 ----	1	
-16	S1495-10	HOSE 21.50 IN LG BULK ITEM REF S1495-10-21.50 ----	1	
		ATTACHING PARTS		
-17	NAS397-16	CLAMP -----	2	
-18	IK9-6	FITTING AIRB -----	1	
		---*---		
-19	133A3	VALVE-RELIEF AIRB -----	1	
	B3005A1	FILTER-RELIEF VALVE AIRB -----	1	
-20	C431001-0101	PUMP-VACUUM -----	1	
-21	0850406-14	SEPARATOR-OIL -----	1	C
-22	0850406-6	SEPARATOR-OIL -----	1	B
		ATTACHING PARTS		
-23	AN742D36	CLAMP -----	1	B
	AN3-4A	BOLT -----	1	B
	AN960PDL0L	WASHER -----	2	B
		---*---		
-24	S1495-8	HOSE 12.00 IN LG BULK ITEM REF S1495-8-12.00 ----	1	
-25	S1495-8	HOSE 4.25 IN LG BULK ITEM REF S1495-8-4.25 ----	1	
		ATTACHING PARTS		
-26	NAS397-14	CLAMP -----	2	
-27	IK1-6-8	FITTING AIRB -----	1	B
-28	AN914-3D	ELBOW -----	1	C
-29	AN844-8D	ELBOW -----	1	C
		---*---		
-30	S1495-8	HOSE-3.50 IN LG BULK ITEM REF S-1431-8-3.50 -----	1	
		ATTACHING PARTS		
-31	NAS397-14	CLAMP -----	2	
		---*---		

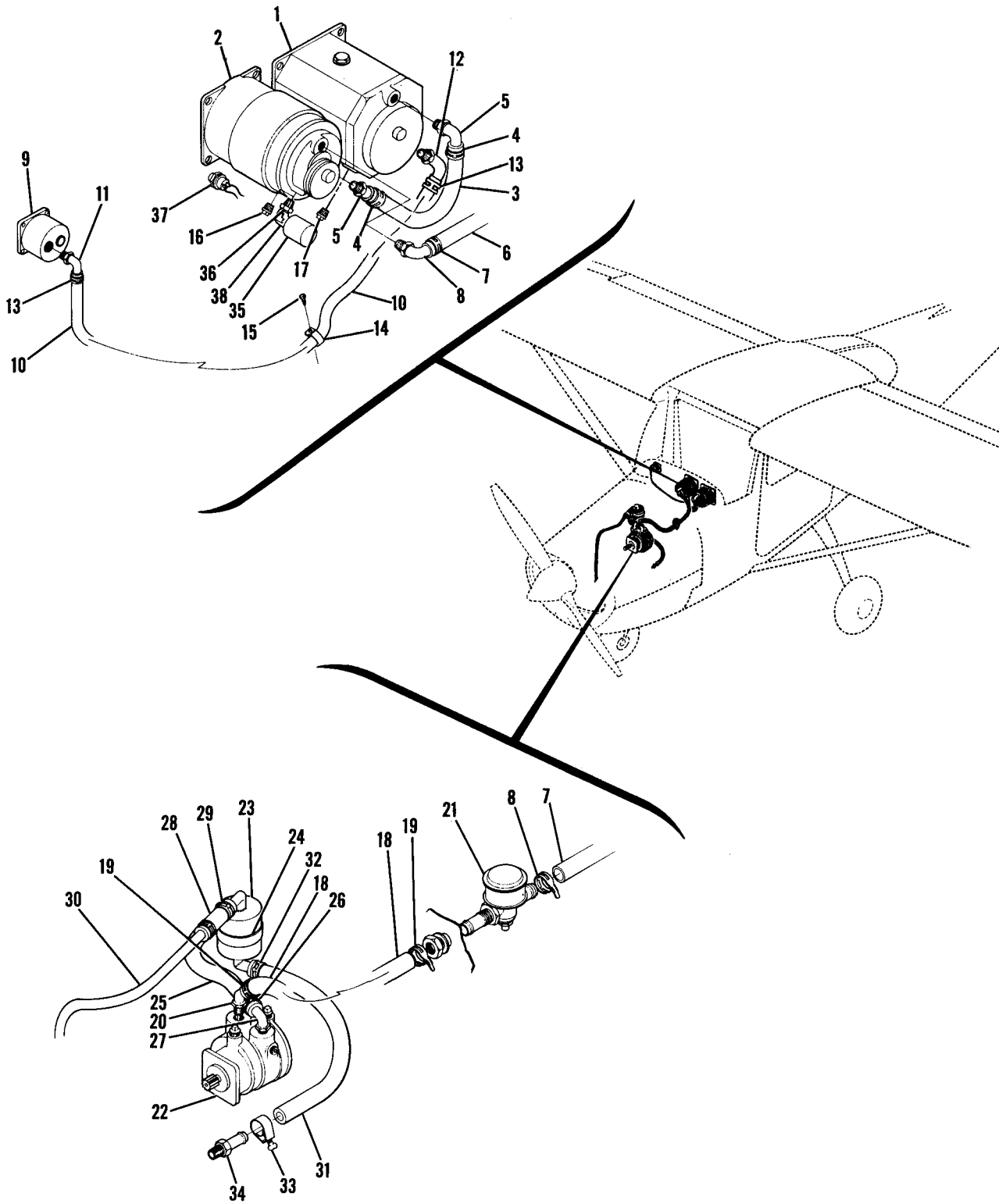
CONTINUED ON NEXT PAGE

FIGURE AND INDEX NO.	PART NUMBER	DESCRIPTION	UNITS PER ASSY	USABLE ON CODE
180 -32	0500106-364	LINE-DRAIN -----	1	B
-33	0500106-315	LINE-DRAIN -----	1	C
-34	S1495-8	HOSE 10.00 IN LG BULK ITEM REF S1495-8-10.00 -----	1	
-35	S1495-8	HOSE 15.00 IN LG BULK ITEM REF S1495-8-15.00 -----	1	
		ATTACHING PARTS		
-36	NAS397-14	CLAMP -----	1	
-37	AN737RM30	CLAMP -----	1	
-38	AN840-8D	NIPPLE-HOSE -----	1	
		-----*		
-39	S1365-1	SWITCH-VACUUM USED WITH VACUUM WARNING LIGHTS ONLY -----	1	
-40	AN912-1D	BUSHING USED WITH VACUUM WARNING LIGHTS ONLY -----	1	
-41	S1284-1	SWITCH-PUSH BUTTON USED WITH VACUUM WARNING LIGHTS ONLY -----	1	
		A---172 SKYHAWK SERIAL 17249545 THRU 17250572 P172 SERIAL P17257120 THRU P17257188 F172 SERIAL F172-0001 THRU F172-0018 FP172 SERIAL FP172-0001 THRU FP172-0003		
		B---172 SKYHAWK SERIAL 17249545 THRU 17250572 F172 SERIAL F172-0001 THRU F172-0018		
		C---P172 SERIAL P17257120 THRU P17257188 FP172 SERIAL FP172-0001 THRU FP172-0003		
		D---172 SKYHAWK SERIAL 17249545 THRU 17250157 F172 SERIAL F172-0001 THRU F172-0009 P172 SERIAL P17257120 THRU P17257173		
		E---172 SKYHAWK SERIAL 17250158 THRU 17250572 F172 SERIAL F172-0010 THRU F172-0018 P172 SERIAL P17257174 THRU P17257188 FP172 SERIAL FP172-0001 THRU FP172-0003		



FIGURE AND INDEX NO.	PART NUMBER	DESCRIPTION	UNITS PER ASSY	USABLE ON CODE
1 2 3 4 5 6 7				
181 -		VACUUM SYSTEM INSTALLATION-ENGINE DRIVEN -----	NP	A
- 1	S1316N1	GYRO-DIRECTIONAL REMFD WHEN EXHAUSTED SEE FIG 175 ----	1	
	S1476N1	GYRO-DIRECTIONAL ALTERNATE WHEN EXHAUSTED SEE FIG 175 ----	1	
	S1327N1	GYRO-DIRECTIONAL-AZIMUTH-TYPE 348 USED WITH -----	1	
		VACUUM WARNING LIGHTS WHEN EXHAUSTED SEE FIG 175		
- 2	S1309N1	GYRO-HORIZON REMFD WHEN EXHAUSTED SEE FIG 175 ----	1	
	S1472N1	GYRO-HORIZON ALTERNATE WHEN EXHAUSTED SEE FIG 175 ----	1	
	S1326N1	GYRO-HORIZON-TYPE 348 USED WITH VACUUM WARNING -----	1	
		LIGHTS WHEN EXHAUSTED SEE FIG 175		
- 3	S1495-8	HOSE 9.00 IN LG BULK ITEM REF S1495-8-9.00 -----	1	
		ATTACHING PARTS		
- 4	NAS397-12	CLAMP -----	2	
- 5	IK1-4-6	FITTING-DIRECTIONAL GYRO AIRB -----	2	
	IK10-4-6	ADAPTER-HORIZONTAL GYRO AIRB -----	1	
		-----*		
- 6	S1495-8	HOSE 14.50 IN LG BULK ITEM REF S1495-8-14.50 -----	1	
		ATTACHING PARTS		
- 7	NAS397-14	CLAMP -----	2	
- 8	IK1-4-8	FITTING AIRB -----	1	
		-----*		
CONTINUED ON NEXT PAGE				

Vacuum System (Cont)



F172 SERIAL F172-0019 THRU F172-0085
172 SKYHAWK SERIAL 17250573 THRU 17251822

Figure 181. Engine Driven Vacuum System Installation

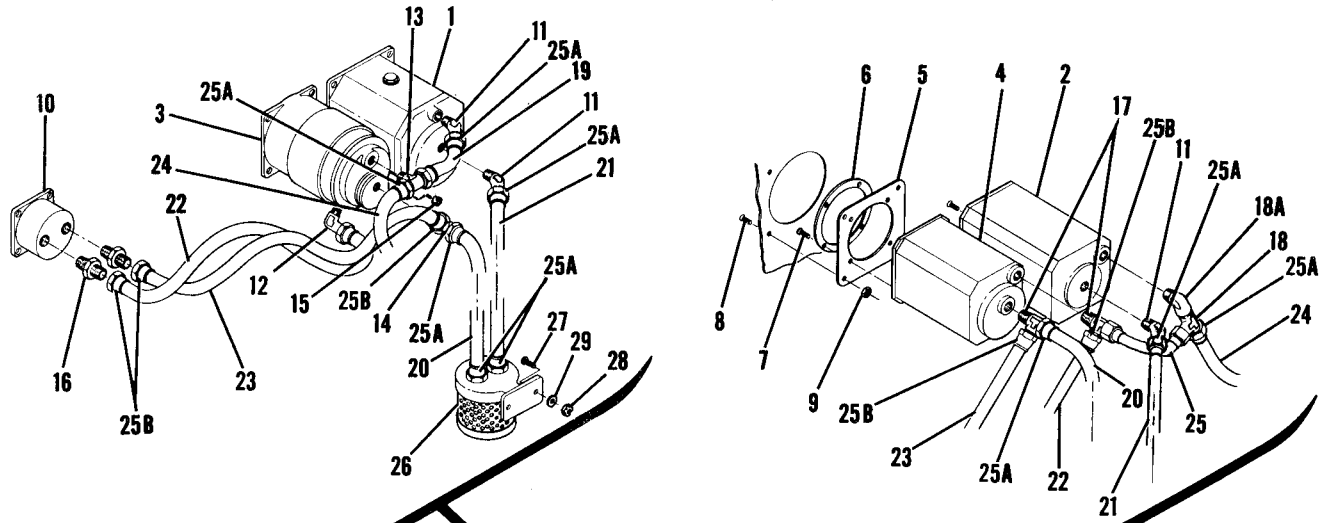


FIGURE AND INDEX NO.	PART NUMBER	DESCRIPTION						UNITS PER ASSY	USABLE ON CODE
		1	2	3	4	5	6		
181 - 9	S1414N1 *	GAGE-SUCTION	WEU	C668540-0101	----	----	1		
	C668540-0101	GAGE-SUCTION	----	----	----	----	1		
- 10	S1495-4	HOSE	40.00 IN LG	BULK ITEM	REF S1495-4-40.0	----	1		
		ATTACHING PARTS							
- 11	IK-2-4 *	ELBOW	----	----	----	----	1		
- 12	MS20913-2 *	PLUG	----	----	----	----	1		
- 13	NAS397-8 *	CLAMP	----	----	----	----	2		
- 14	S148508U	CLAMP	----	----	----	----	3		
- 15	S102128-6 *	SCREW	----	----	----	----	3		
		----*----							
- 16	MS20913-2D *	PLUG	----	----	----	----	1		
- 17	MS20913-2D	PLUG	USED WITH VACUUM WARNING LIGHTS ONLY	----	----	----	1		
- 18	S1495-10	HOSE	21.50 IN LG	BULK ITEM	REF S1495-10-21.50	----	1		
		ATTACHING PARTS							
- 19	NAS397-16	CLAMP	----	----	----	----	2		
- 20	IK9-6-10	FITTING	AIRB	----	----	----	1		
		----*----							
- 21	133A3	VALVE-RELIEF	AIRB	----	----	----	1		
	B3005A1	FILTER-RELIEF VALVE	AIRB	----	----	----	1		
- 22	C431001-0101	PUMP-VACUUM	----	----	----	----	1		
- 23	0850406-6	SEPARATOR-OIL	----	----	----	----	1		
		ATTACHING PARTS							
- 24	AN742D34	CLAMP	----	----	----	----	1		
	AN3-6A	BOLT	----	----	----	----	1		
	AN9608010L	WASHER	----	----	----	----	2		
	NAS430D3-16	SPACER	----	----	----	----	1		
	MS21044N3	NUT	----	----	----	----	1		
		----*----							
- 25	S1495-8	HOSE	12.00 IN LG	BULK ITEM	REF S1495-8-12.00	----	1		
		ATTACHING PARTS							
- 26	NAS397-14	CLAMP	----	----	----	----	2		
- 27	IK1-6-8	FITTING	AIRB	----	----	----	1		
		----*----							
- 28	S1495-8	HOSE	3.50 IN LG	BULK ITEM	REF S1495-8-3.50	----	1		
		ATTACHING PARTS							
- 29	NAS397-14	CLAMP	----	----	----	----	2		
		----*----							
- 30	0500106-364	LINE-DRAIN	----	----	----	----	1		
- 31	S1495-8	HOSE	15.00 IN LG	BULK ITEM	REF S1495-8-15.00	----	1		
		ATTACHING PARTS							
- 32	NAS397-14	CLAMP	----	----	----	----	1		
- 33	AN737RM30	CLAMP	----	----	----	----	1		
- 34	AN840-8D	NIPPLE-HOSE	----	----	----	----	1		
		----*----							
- 35	S1365-1	SWITCH-VACUUM	USED WITH VACUUM WARNING LIGHTS ONLY	----	----	----	1		
- 36	AN912-1D	BUSHING	USED WITH VACUUM WARNING LIGHTS ONLY	----	----	----	1		
- 37	S1284-1	SWITCH-PUSH BUTTON	USED WITH VACUUM WARNING LIGHTS ONLY	----	----	----	1		
- 38	AN914-1D	ELBOW	USED WITH VACUUM WARNING LIGHTS ONLY	----	----	----	1		

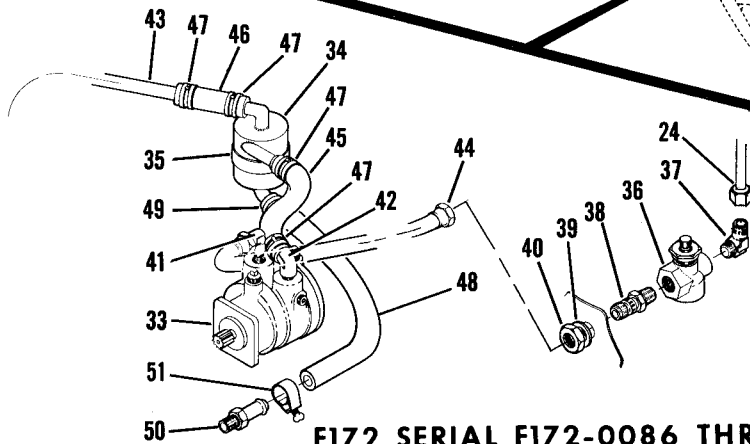
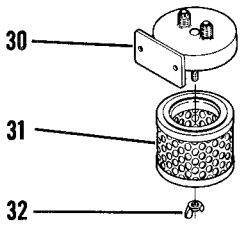
NOTE* THESE PARTS ARE NOT USED WITH PICTORIAL GYROS

A---172 SKYHAWK SERIAL 17250573 THRU 17251822
 F172 SERIAL F172-0019 THRU F172-0085

Vacuum System (Cont)



USED WITH NAV-O-MATIC



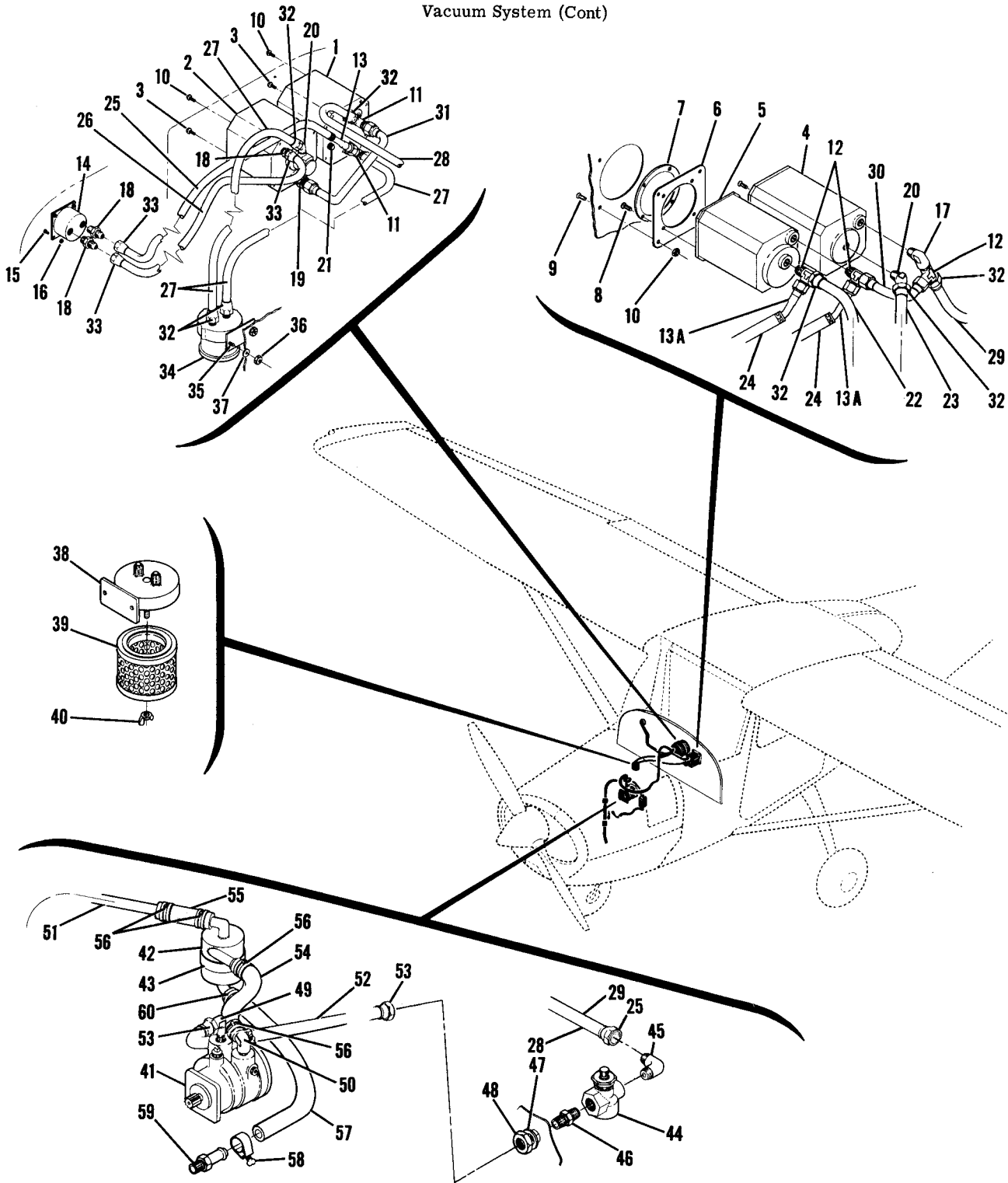
F172 SERIAL F172-0086 THRU F172-0319
172 SKYHAWK SERIAL 17251823 THRU 17252758
172 SKYHAWK SERIAL 17252902 THRU 17254892

Figure 182. Engine Driven Vacuum System Installation



FIGURE AND INDEX NO.	PART NUMBER	DESCRIPTION	UNITS PER ASSY	USABLE ON CODE
		1 2 3 4 5 6 7		
182 -		VACUUM SYSTEM INSTALLATION-ENGINE DRIVEN -----	NP	A
- 1	C661002-0201	GYRO-DIRECTIONAL REMFD WHEN EXHAUSTED SEE FIG 175 -----	1	
- 2	30370-0100	GYRO-DIRECTIONAL ARC -----	1	
- 3	C661001-0201	GYRO-HORIZON REMFD WHEN EXHAUSTED SEE FIG 175 -----	1	
- 4	30475-0000	GYRO-HORIZON ARC -----	1	
- 5	0713749-6	MOUNTING PLATE ASSEMBLY -----	1	
- 6	2104	RING ARC -----	1	
		ATTACHING PARTS		
- 7	AN515-6R14	SCREW -----	4	
- 8	AN507-1032R5	SCREW -----	4	
- 9	MS21044N3	NUT -----	4	
		---*---		
-10	S1414N1	GAGE WEU C668540-0101 -----	1	
-11	MS20823-6D	ELBOW -----	2	
-12	MS20822-4-4D	ELBOW -----	1	
-13	MS20825-6D	TEE -----	1	
-14		** TEE -----	1	
-15	MS20913-2D	PLUG -----	1	
-16	AN816-4D	** NIPPLE -----	2	
-17		** TEE -----	2	
-18	MS20826-6D	TEE -----	1	
-18A	AN914-2D	ELBOW -----	1	
-19	S1615-6	HOSE 3.75 IN LG BULK ITEM REF S1615-6-3.75 -----	1	
-20	S1495-6	HOSE 10.50 IN LG BULK ITEM REF S1495-6-10.50 -----	1	
-21	S1495-6	HOSE 12.75 IN LG BULK ITEM REF S1495-6-12.75 -----	1	
-22	S1495-4	HOSE 27.50 IN LG BULK ITEM REF S1495-4-27.50 -----	1	
-23	S1495-4	HOSE 33.00 IN LG BULK ITEM REF S1495-4-33.00 -----	1	
-24	S1495-6	HOSE 16.50 IN LG BULK ITEM REF S1495-6-16.50 -----	1	
-25	0500118-37	LINE ASSEMBLY -----	1	
-25A	S1497-6	FITTING-HOSE END -----	8	
-25B	S1497-4	FITTING-HOSE END -----	4	
-26	C294501-0101	AIR FILTER ASSEMBLY -----	1	
		ATTACHING PARTS		
-27	AN520-10R10	SCREW -----	2	
-28	MS21044N3	NUT -----	2	
-29	AN960PD10	WASHER -----	1	
		---*---		
-30	C294501-0102	BRACKET -----	1	
-31	C294501-0103	FILTER ELEMENT -----	1	
		ATTACHING PARTS		
-32	P2274	NUT-WING DCI -----	1	
		---*---		
-33	C431001-0101	PUMP -----	1	
-34	C165001-0102	OIL SEPARATOR -----	1	
		ATTACHING PARTS		
-35	AN742D36	CLAMP -----	2	
	AN960D10L	WASHER -----	4	
	AN3-4A	BOLT -----	1	
	MS21044N3	NUT -----	1	
		---*---		
-36	C482001-0101	VALVE-RELIEF -----	1	
-37	MS20822-6D	ELBOW -----	1	
-38	S1988-1	FITTING -----	1	
-39	AN960D916	WASHER -----	1	
-40	AN924-6D	NUT -----	1	
-41	MS20822-6-6B	ELBOW -----	1	
-42	AN842-8	ELBOW -----	1	
-43	0500106-378	TUBE -----	1	
-44	S1499-6LL-	HOSE ASSEMBLY -----	1	
-45	S1495-8-	HOSE-XX IN LG BULK ITEM REF S-1495-8-XX -----	1	
-46	S1495-8-	HOSE-XX IN LG BULK ITEM REF S-1495-8-XX -----	1	
		ATTACHING PARTS		
-47	NAS397-14	CLAMP -----	2	
		---*---		
-48	S1495-8	HOSE-XX IN LG BULK ITEM REF S-1495-8-XX -----	1	
		ATTACHING PARTS		
-49	NAS397-14	CLAMP -----	1	
-50	AN840-8D	ADAPTER -----	1	
-51	AN737RM30	CLAMP -----	1	
		---*---		
		NOTE. LENGTHS TO BE ADDED LATER		
		NOTE. **ORDER 1 EACH MS20826-6D TEE, 1713039-1		
		ELBOW ASSEMBLY, NAS397-8 CLAMP.		
		A---172 SKYHAWK SERIAL 17251823 THRU 17252758		
		172 SKYHAWK SERIAL 17252900 THRU 17254892		
		F172 SERIAL F172-0086 THRU F172-0319		

Vacuum System (Cont)



172 SKYHAWK SERIAL 17252759 THRU 17252901
 172 SKYHAWK SERIAL 17254893 THRU 17256512
 F172 SERIAL F172-0320 THRU F172-0559

Figure 183. Engine Driven Vacuum System Installation



FIGURE AND INDEX NO.	PART NUMBER	DESCRIPTION	UNITS PER ASSY	USABLE ON CODE
183 -		VACUUM SYSTEM INSTALLATION-ENGINE DRIVEN -----	NP	A
- 1	C661002-0201	GYRO-DIRECTIONAL NEW -----	1	
- 2	C661001-0201	GYRO-HORIZON NEW -----	1	
		ATTACHING PARTS -----		
- 3	AN51586-R6	SCREW -----	4	
		---*---		
- 4	30370-0100	GYRO-DIRECTIONAL NAV-O-MATIC ONLY ARC -----	1	
- 5	30475-0000	GYRO-HORIZON NAV-O-MATIC ONLY ARC -----	1	B
		WHEN EXHAUSTED USE 37570-0001 -----		
	37570-0001	GYRO-ATTITUDE -----	1	C
- 6	0713749-6	MOUNTING PLATE ASSEMBLY -----	1	
- 7	2104	RING ARC -----	1	
		ATTACHING PARTS -----		
- 8	AN515-6R14	SCREW -----	4	
- 9	AN507-1032R5	SCREW -----	4	
-10	MS21044N3	NUT -----	4	
		---*---		
-11	MS20826-6D	TEE -----	2	
-12	MS20826-6D	TEE -----	3	
-13	1713039-1	ELBOW ASSEMBLY -----	1	
	NAS397-8	CLAMP -----	1	
-13A	1713039-1	ELBOW ASSEMBLY -----	2	
	NAS397-8	CLAMP -----	2	
-14	S1414-1	GAGE ASSEMBLY-SUCTION WEU C668540-0101 -----	1	
	C668540-0101	GAGE-SUCTION -----	1	
		ATTACHING PARTS -----		
-15	AN51586R12	SCREW -----	4	
-16	AN34086	NUT -----	4	
	AN936A6	WASHER -----	4	
		---*---		
-17	AN914-2D	ELBOW -----	1	
-18	AN816-4D	NIPPLE -----	3	
-19	AN816-6D	NIPPLE -----	1	
-20	MS20823-6D	ELBOW -----	1	
-21	MS20193-10	PLUG -----	1	
-22	S1495-6	HOSE 10.50 IN LG BULK ITEM REF S1495-6-10.50 -----	1	
-23	S1495-6	HOSE 12.75 IN LG BULK ITEM REF S1495-6-12.75 -----	1	
-24	S1495-4	HOSE 27.50 IN LG BULK ITEM REF S1495-4-27.50 -----	2	
-25	S1495-4	HOSE * IN LG BULK ITEM REF S1495-4-* -----	1	
-26	S1495-4	HOSE 27.50 IN LG 32.00 IN LG BKI REF S1495-4-32.00 -----	1	
-27	S1495-6	HOSE 14.75 IN LG BULK ITEM REF S1495-6-14.75 -----	2	
-28	S1495-6	HOSE 19.25 IN LG BULK ITEM REF S1495-6-19.25 -----	1	
-29	S1495-6	HOSE 16.50 IN LG BULK ITEM REF S1495-6-16.50 -----	1	
-30	0500118-37	LINE ASSEMBLY -----	1	
-31	0500118-38	LINE ASSEMBLY -----	1	
-32	S1497-6	FITTING-HOSE END -----	6	
-33	S1497-4	FITTING-HOSE END -----	4	
-34	C294501-0101	AIR FILTER ASSEMBLY -----	1	
		ATTACHING PARTS -----		
-35	AN520-10R10	SCREW -----	2	
-36	MS21044N3	NUT -----	2	
-37	AN960PD10	WASHER -----	2	
		---*---		
-38	C294501-0102	BRACKET -----	1	
-39	C294501-0103	FILTER ELEMENT -----	1	
		ATTACHING PARTS -----		
-40	P2274	NUT-WING -----	1	
		---*---		
-41	C431001-0101	PUMP -----	1	
-42	C165001-0102	OIL SEPARATOR -----	1	
		ATTACHING PARTS -----		
-43	AN742D34	CLAMP -----	2	
	AN960D10L	WASHER -----	4	
	AN3-4A	BOLT -----	1	
	MS21044N3	NUT -----	1	
		---*---		
-44	C482001-0101	VALVE-RELIEF -----	1	
-45	MS20822-6-6D	ELBOW -----	1	
-46	S1988-1	FITTING -----	1	
-47	AN960D16	WASHER -----	1	

CONTINUED ON NEXT PAGE

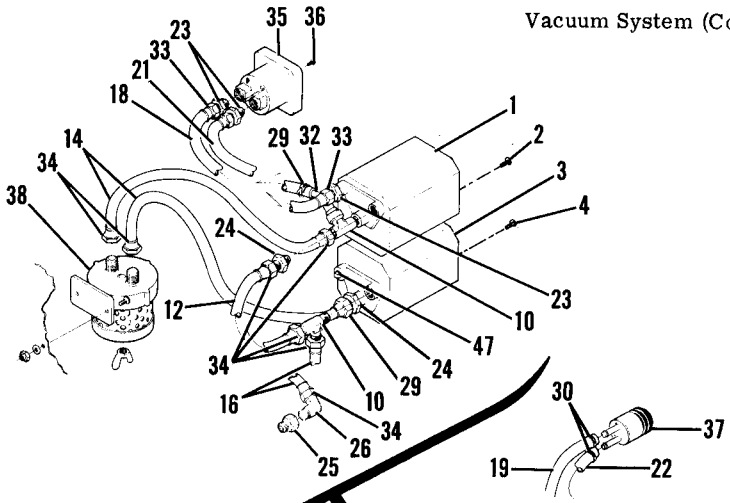
FIGURE AND INDEX NO.	PART NUMBER	DESCRIPTION	1 2 3 4 5 6 7							UNITS PER ASSY	USABLE ON CODE
183 -48	AN924-6D	NUT -----								1	
-49	MS20822-6-68	ELBOW -----								1	
-50	AN842-8	ELBOW -----								1	
-51	0500106-378	TUBE -----								1	
-52	S1499-6LL	HOSE ASSEMBLY -----								1	
-53	S1497-6	FITTING-HOSE END -----								2	
-54	S1495-8	HOSE-* IN LG BULK ITEM REF S1495-8-* -----								1	
-55	S1495-8	HOSE-* IN LG BULK ITEM REF S1495-8-* -----								1	
		ATTACHING PARTS									
-56	NAS397-14	CLAMP -----								2	
		---*---									
-57	S1495-8	HOSE-* IN LG BULK ITEM REF S1495-8-* -----								1	
		ATTACHING PARTS									
-58	NAS397-14	CLAMP -----								1	
-59	AN840-8D	ADAPTER -----								1	
-60	AN737RM30	CLAMP -----								1	
		---*---									
<p>NOTE. *LENGTH TO BE ADDED LATER</p> <p>A---172 SKYHAWK SERIAL 17252759 THRU 17252901 172 SKYHAWK SERIAL 17254893 THRU 17256512 F172 SERIAL F172-0320 THRU F172-0559</p> <p>B---172 SKYHAWK SERIAL 17252759 THRU 17252901 172 SKYHAWK SERIAL 17254893 THRU 17256512 F172 SERIAL F172-0320 THRU F172-0431 F172-0436 THRU F172-0442 F172-0444 THRU F172-0446</p> <p>C---F172 SERIAL F172-0432 THRU F172-0435, F172-0443, F172-0447 THRU F172-0559</p>											



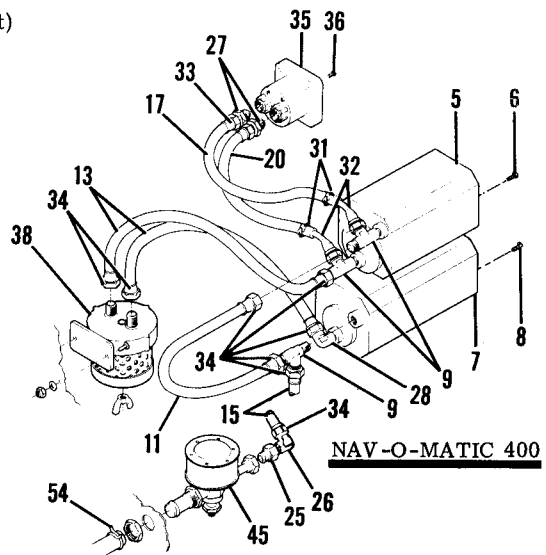
FIGURE AND INDEX NO.	PART NUMBER	DESCRIPTION							UNITS PER ASSY	USABLE ON CODE
		1	2	3	4	5	6	7		
184 -		VACUUM SYSTEM INSTALLATION -----							NP	A
- 1	C661001-0501 **	GYRO-HORIZUN	WEU C661001-0505	-----				1	D	
	C661001-0505 **	GYRO-HORIZUN	-----	-----				1	E	
	C661001-0502 **	GYRO-HORIZUN	-----	-----				1		
	C661001-0503 **	GYRO-HURIZON	-----	-----				1		
	C661001-0504 **	GYRO-HORIZUN	-----	-----				1		
		ATTACHING PARTS								
- 2	AN515B6R6	SCREW	-----	-----				4		
		---*---								
- 3	C661002-0501 ***	GYRO-DIRECTIONAL	WEU C661002-0505	-----				1	D	
	C661002-0505 ***	GYRO-DIRECTIONAL	-----	-----				1	E	
	C661002-0301 ***	GYRO-DIRECTIONAL	-----	-----				1		
	C661002-0503 ***	GYRO-DIRECTIONAL	WEU C661002-0506	-----				1	D	
	C661002-0506 ***	GYRO-DIRECTIONAL	-----	-----				1	E	
	C661002-0504 ***	GYRO-DIRECTIONAL	-----	-----				1		
		ATTACHING PARTS								
- 4	AN515B6R6	SCREW	-----	-----				3		
		---*---								
- 5	37570-0001	GYRO-HORIZUN	ARC	NAV-O-MATIC 400	-----			1	H	
		WEU 37570-0105	-----							
	37570-0105	GYRO-HORIZUN	ARC	NAV-O-MATIC 400	-----			1		
		ATTACHING PARTS								
- 6	AN515B6R6	SCREW	-----	-----				4		
		---*---								
- 7	30370-0100	GYRO-DIRECTIONAL	ARC	NAV-O-MATIC 400	-----			1	H	
		WEU 30370-0102	-----							
	30370-0102	GYRO-DIRECTIONAL	ARC	NAV-O-MATIC 400	-----			1		
		WEU 40760-0104	-----							
	30370-0100	GYRO-DIRECTIONAL	ARC	NAV-O-MATIC 300	-----			1		
		WEU 30370-0102	-----							
	30370-0102	GYRO-DIRECTIONAL	ARC	NAV-O-MATIC 300	-----			1		
		WEU 40760-0104	-----							
		ATTACHING PARTS								
- 8	AN515B6R6	SCREW	-----	-----				3		
		---*---								
- 9	MS20826-6D	TEE	NAV-O-MATIC 400	-----				3	H	
-10	MS20826-6D	TEE	-----	-----				2		
-11	S1495-6	HOSE	15.00 IN LG	BULK ITEM	REF S1495-6-15.00	-----		1	H	
		FROM HORIZON GYRO TO DIRECTIONAL GYRO	NAV-O-MATIC 400							
-12	S1495-6	HOSE	11.00 IN LG	BULK ITEM	REF S1495-6-11.00	-----		1		
		FROM HORIZON GYRO TO DIRECTIONAL GYRO	-----							
-13	S1495-6	HOSE	17.00 IN LG	BULK ITEM	REF S1495-6-17.00	-----		2	H	
		FROM GYROS TO AIR FILTER	NAV-O-MATIC 400							
-14	S1495-6	HOSE	14.75 IN LG	BULK ITEM	REF S1495-6-14.75	-----		2		
		FROM GYROS TO AIR FILTER	-----							
-15	S1495-6	HOSE	18.50 IN LG	BULK ITEM	REF S1495-6-18.50	-----		1	H	
		FROM TEE TO RELIEF VALVE	NAV-O-MATIC 400							
-16	S1495-6	HOSE	10.50 IN LG	BULK ITEM	REF S1495-6-10.50	-----		1		
		FROM TEE TO RELIEF VALVE	-----							
-17	S1495-4	HOSE	36.00 IN LG	BULK ITEM	REF S1495-4-36.00	-----		1	H	
		FROM HORIZON GYRO TO SUCTION GAGE	NAV-O-MATIC 400							
-18	S1495-4	HOSE	32.00 IN LG	BULK ITEM	REF S1495-4-32.00	-----		1	J	
		FROM HORIZON GYRO TO SUCTION GAGE	-----							
-19	S1495-4	HOSE	14.00 IN LG	BULK ITEM	REF S1495-4-14.00	-----		1	G	
		FROM HORIZON GYRO TO SUCTION GAGE	-----							
-20	S1495-4	HOSE	36.00 IN LG	BULK ITEM	REF S1495-4-36.00	-----		1	H	
		FROM HORIZON GYRO TO SUCTION GAGE	NAV-O-MATIC 400							
-21	S1495-4	HOSE	32.00 IN LG	BULK ITEM	REF S1495-4-32.00	-----		1	J	
		FROM HORIZON GYRO TO SUCTION GAGE	-----							
-22	S1495-4	HOSE	10.00 IN LG	BULK ITEM	REF S1495-4-10.00	-----		1	G	
		FROM HORIZON GYRO TO SUCTION GAGE	-----							
-23	AN816-4D	NIPPLE	STANDARD &	NAV-O-MATIC 300	-----			3	J	
-24	AN816-6D	NIPPLE	STANDARD &	NAV-O-MATIC 300	-----			2		
-25	AN894D8-6	BUSHING	-----					1	B	
-26	AN821-8D	ELBOW	-----					1	B	
-27	AN816-4D	NIPPLE	NAV-O-MATIC 400	-----				2	H	
-28	MS20822-6D	ELBOW	NAV-O-MATIC 400	-----				1	H	
-29	NAS397-8	CLAMP	-----					1	J	
-30	NAS397-8	CLAMP	-----					3	G	
-31	NAS397-8	CLAMP	NAV-O-MATIC 400	-----				2	H	
-32	1713039-1	ELBOW ASSEMBLY	-----					1	J	
	1713039-1	ELBOW ASSEMBLY	NAV-O-MATIC 400	-----				2	H	

CONTINUED ON NEXT PAGE

Vacuum System (Cont)

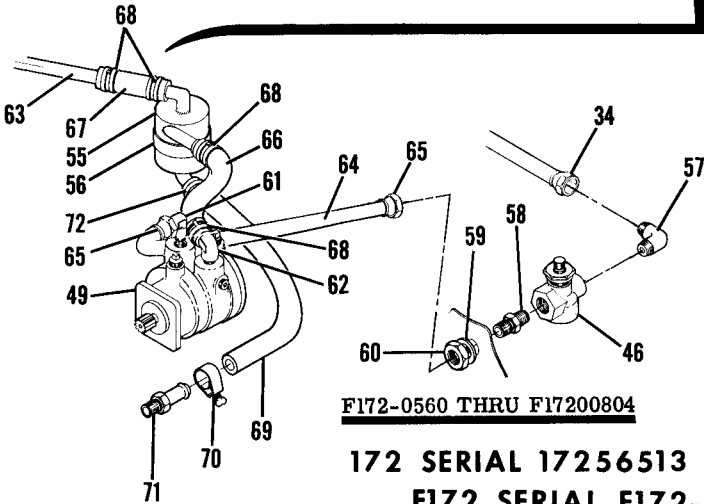
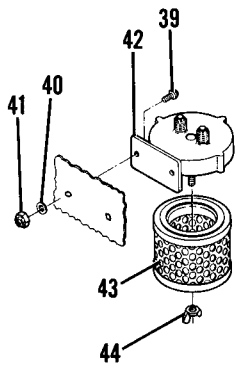


F17200755 THRU F17200804

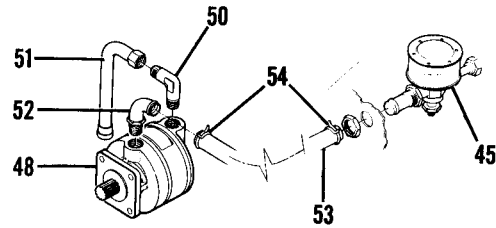


NAV-O-MATIC 400

17256513 THRU 17257161



F172-0560 THRU F17200804



17256513 THRU 17257164

172 SERIAL 17256513 THRU 17257164
F172 SERIAL F172-0560 THRU F17200804

Figure 184. Vacuum System Installation

FIGURE AND INDEX NO.	PART NUMBER	DESCRIPTION	UNITS PER ASSY	USABLE ON CODE
		1 2 3 4 5 6 7		
184 -33	S1497-4	FITTING -----	3	J
	S1497-4	FITTING -----	1	G
	S1497-4	FITTING NAV-D-MATIC 400 -----	2	H
-34	S1497-6	FITTING -----	8	
-35	S1414-1	SUCTION GAGE WEU C668540-0101 -----	1	J
	C668540-0101	SUCTION GAGE -----	1	J
		ATTACHING PARTS		
-36	AN51586R12	SCREW -----	4	J
	AN34086	NUT -----	4	J
	AN936A6	WASHER -----	4	J
		---*---		
-37	C668509-0101	SUCTION GAGE -----	1	G
-38	C294501-0101	AIR FILTER ASSEMBLY -----	1	
		ATTACHING PARTS		
-39	AN520-10R10	SCREW -----	2	
-40	AN960PD10	WASHER -----	2	
-41	MS20365-1032C	NUT -----	2	
		---*---		
-42	C294501-0102	BRACKET -----	1	
-43	C294501-0103	FILTER ELEMENT -----	1	
		ATTACHING PARTS		
-44	P2274	NUT-WING DCI -----	1	
		---*---		
-45	C482001-0201	VALVE-RELIEF -----	1	B
-46	C482001-0101	VALVE-RELIEF -----	1	C
-47	MS20913-1D	PLUG STANDARD & NAV-D-MATIC 300 -----	1	
	MS20913-2D	PLUG STANDARD & NAV-D-MATIC 300 -----	1	
-48	C431002-0102	PUMP-VACUUM WEU C431003-0101 -----	1	B
	C431003-0101	PUMP-VACUUM -----	1	B
-49	C431001-0101	PUMP-VACUUM -----	1	C
-50	MS20822-8D	ELBOW -----	1	B
-51	1400106-81	EXHAUST TUBE -----	1	B
-52	1K1-6-10	FITTING AIRB -----	1	B
-53	S1495-10	HOSE 19.00 IN LG BKI REF S1495-10-19.00 -----	1	B
		ATTACHING PARTS		
-54	S1494-16	CLAMP -----	2	B
		---*---		
-55	C165001-0102	OIL SEPARATOR -----	1	C
		ATTACHING PARTS		
-56	AN742D34	CLAMP -----	2	
	AN960D10L	WASHER -----	4	
	AN3-4A	BOLT -----	1	
	MS21044N3	NUT -----	1	
		---*---		
-57	MS20822-6-6D	ELBOW -----	1	C
-58	S1988-1	FITTING -----	1	C
-59	AN960D916	WASHER -----	1	C
-60	AN924-6D	NUT -----	1	C
-61	MS20822-6-6B	ELBOW -----	1	C
-62	AN842-8	ELBOW -----	1	C
-63	0500106-378	TUBE -----	1	F
	0500118-122	TUBE -----	1	G
		ATTACHING PARTS		
	MS21919DG8	CLAMP ATTACH TO ENGINE MOUNT -----	1	G
	MS21919DG12	CLAMP ATTACH TO 0500118-122 TUBE -----	1	G
	S1021Z8-8	SCREW -----	1	G
	NAS395-12-1	NUT -----	1	G
		---*---		
-64	S1495-6	HOSE * IN LG BULK ITEM REF S1495-6-* -----	1	C
-65	S1497-6	FITTING -----	1	C
-66	S1495-8	HOSE 14.50 IN LG BULK ITEM REF S1495-8-14.50 -----	1	C
-67	S1495-8	HOSE 3.50 IN LG BULK ITEM REF S1495-8-3.50 -----	1	C
		ATTACHING PARTS		
-68	NAS397-14	CLAMP -----	2	C
		---*---		

CONTINUED ON NEXT PAGE

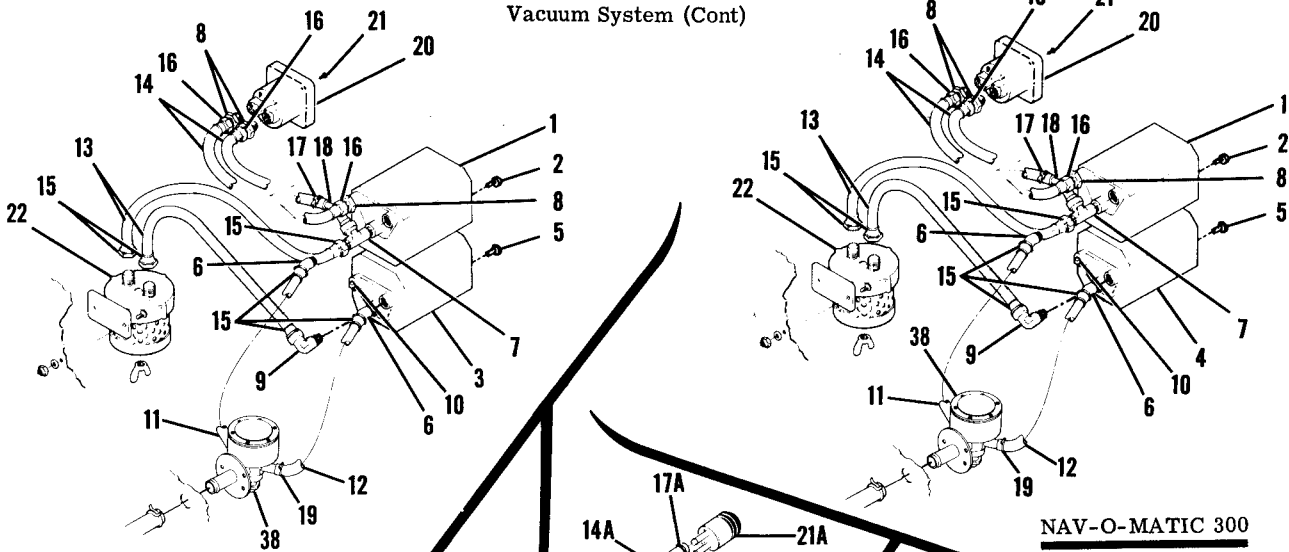
FIGURE AND INDEX NO.	PART NUMBER	DESCRIPTION	UNITS PER ASSY	USABLE ON CODE
184 -69 -70 -71 -72	S1495-8 NAS397-14 AN840-8D AN737RM30	<p style="text-align: center;">1 2 3 4 5 6 7</p> HOSE 21.75 IN LG BULK ITEM REF S1495-8-21.75 ----- ATTACHING PARTS CLAMP ----- ADAPTER ----- CLAMP ----- -----*-----	1 1 1 1	C C C C
<p>NOTE. *LENGTH TO BE DETERMINED LATER</p> <p>NOTE. **THESE GYROS ARE PHYSICALLY & FUNCTIONALLY INTERCHANGEABLE.</p> <p>NOTE. ***THESE GYROS ARE PHYSICALLY & FUNCTIONALLY INTERCHANGEABLE WITH THE EXCEPTION THAT -0301, -0503, -0506 & -0504 CANNOT BE USED ON AIRCRAFT WITHOUT CAM ROLLER ASSEMBLY.</p> <p>A---172 SERIAL 17256513 THRU 17257164 F172 SERIAL F172-0560 THRU F17200804 B---172 SERIAL 17256513 THRU 17257164 C---F172 SERIAL F172-0560 THRU F17200804 D---172 SERIAL 17256513 THRU 17257164 F172 SERIAL F172-0560 THRU F17200754 E---F172 SERIAL F17200755 THRU F17200804 F---F172 SERIAL F172-0560 THRU F17200754 G---F172 SERIAL F17200755 THRU F17200804 H---172 SERIAL 17256513 THRU 17257161 J---172 SERIAL 17256513 THRU 17257164 F172 SERIAL F172-0560 THRU F17200754</p>				



FIGURE AND INDEX NO.	PART NUMBER	DESCRIPTION							UNITS PER ASSY	USABLE ON CODE
		1	2	3	4	5	6	7		
185 -		VACUUM SYSTEM INSTALLATION -----							NP	A
- 1	C661001-0501 **	GYRO-HORIZON	WEU	C661001-0505	-----			1		
	C661001-0505 **	GYRO-HORIZON	WEU	C661076-0102	-----			1	F	
	C661076-0102 **	GYRO-HORIZON	-----					1	G	
	C661001-0502 **	GYRO-HORIZON	ALT	WEU C661076-0101	-----			1	F	
	C661076-0101 **	GYRO-HORIZON	ALT	-----				1	G	
	C661001-0503 **	GYRO-HORIZON	ALT	WEU C661076-0105	-----			1	F	
	C661076-0105 **	GYRO-HORIZON	ALT	-----				1	G	
	C661001-0504 **	GYRO-HORIZON	ALT	WEU C661076-0103	-----			1	F	
	C661076-0103 **	GYRO-HORIZON	ALT	-----				1	G	
	C661076-0105 **	GYRO-HORIZON	ALT	-----				1	K	
		ATTACHING PARTS								
- 2	AN515B6R6	SCREW	-----					4		
		-----*								
- 3	C661002-0501 ***	GYRO-DIRECTIONAL	WEU	C661002-0505	-----			1		
	C661002-0505 ***	GYRO-DIRECTIONAL	WEU	C661075-0104	-----			1	F	
	C661075-0104 ***	GYRO-DIRECTIONAL	-----					1	G	
	C661002-0301 ***	GYRO-DIRECTIONAL	ALT	WEU C661075-0106	-----			1	F	
	C661075-0106 ***	GYRO-DIRECTIONAL	ALT	-----				1	G	
	C661002-0503 ***	GYRO-DIRECTIONAL	ALT	WEU C661002-0506	-----			1		
	C661002-0506 ***	GYRO-DIRECTIONAL	ALT	WEU C661075-0103	-----			1	F	
	C661075-0103 ***	GYRO-DIRECTIONAL	ALT	-----				1	G	
	C661002-0504 ***	GYRO-DIRECTIONAL	ALT	WEU C661075-0101	-----			1	F	
	C661075-0101 ***	GYRO-DIRECTIONAL	ALT	-----				1	G	
	C661075-0106 ***	GYRO-DIRECTIONAL	ALT	-----				1	K	
- 4	30370-0100	GYRO-DIRECTIONAL	ARC	NAV-O-MATIC 300 ONLY	-----			1	F	
		WEU 30370-0102			-----					
	30370-0102	GYRO-DIRECTIONAL	ARC	NAV-O-MATIC 300 ONLY	-----			1	H	
		WEU 40760-0104			-----					
	40760-104	GYRO-DIRECTIONAL	ARC	NAV-O-MATIC 300 ONLY	-----			1	J	
		ATTACHING PARTS								
- 5	AN515B6R6	SCREW	-----					3		
		-----*								
- 6	MS20822-6D	ELBOW	-----					2		
- 7	MS20825-6D	TEE	-----					1		
- 8	AN816-4D	NIPPLE	-----					3		
- 9	MS20822-6D	ELBOW	-----					1		
-10	MS20913-1D	PLUG	-----					1		
	MS20913-2D	PLUG	-----					1		
-11	S1495-6	HOSE	12.00 IN LG	BULK ITEM	REF S1495-6-12.00	-----		1		
		GYRO-HORIZON TO RELIEF VALVE								
-12	S1495-6	HOSE	12.00 IN LG	BULK ITEM	REF S1495-6-12.00	-----		1		
		GYRO-DIRECTIONAL TO RELIEF VALVE								
-13	S1495-6	HOSE	14.75 IN LG	BULK ITEM	REF S1495-6-14.75	-----		2	L	
		GYROS TO AIR FILTER								
-13A	S1495-6	HOSE	17.00 IN LG	BULK ITEM	REF S1495-6-17.00	-----		1	M	
		GYRO-HORIZON TO AIR FILTER								
	S1495-6	HOSE	18.50 IN LG	BULK ITEM	REF S1495-6-18.50	-----		1	M	
		GYRO-DIRECTIONAL TO AIR FILTER								
-14	S1495-4	HOSE	36.00 IN LG	BULK ITEM	REF S1495-4-36.00	-----		2	B	
		GYRO-HORIZON TO SUCTION GAGE								
-14A	S1495-4	HOSE	14.00 IN LG	BULK ITEM	REF S1495-4-14.00	-----		1	C	
		GYRO-HORIZON TO SUCTION GAGE								
-14B	S1495-4	HOSE	16.00 IN LG	BULK ITEM	REF S1495-4-16.00	-----		1	C	
		GYRO-HORIZON TO SUCTION GAGE								
-15	S1497-6	FITTING	-----					6	L	
	S1497-6	FITTING	-----					4	M	
-15A	S2209-1	STA STRAP	-----					2	M	
-16	S1497-4	FITTING	-----					3	B	
	S1497-4	FITTING	-----					1	C	
-17	NAS397-8	CLAMP	-----					1	B	
-17A	NAS397-8	CLAMP	-----					3	C	
-18	1713039-1	ELBOW ASSEMBLY	-----					1		
-19	S1494-9	CLAMP	-----					2		
-20	S1414-1	GAGE-SUCTION	-----					1	B	
		ATTACHING PARTS								
-21	AN515B6R12	SCREW	-----					4	B	
		-----*								
-21A	C668509-0101	GAGE-SUCTION	-----					1	C	
-22	C294501-0101	AIR FILTER ASSEMBLY	-----					1	L	

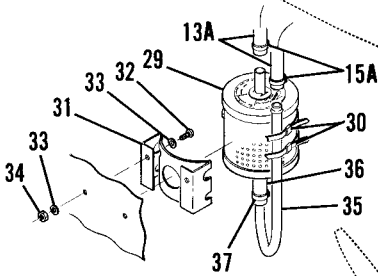
CONTINUED ON NEXT PAGE

Vacuum System (Cont)

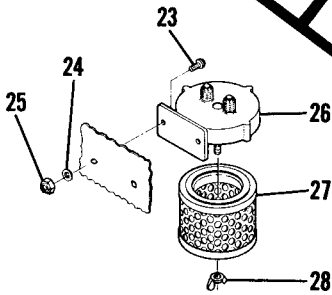


NAV-O-MATIC 300

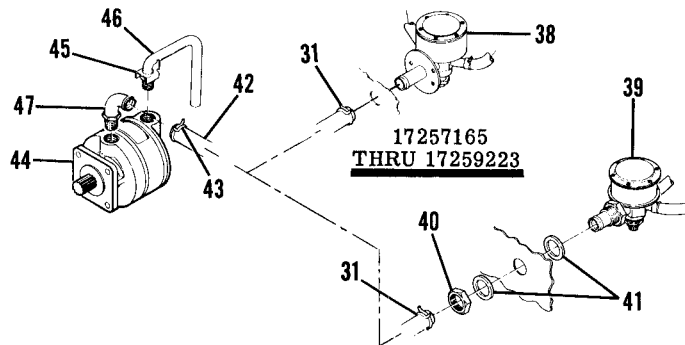
17259224 THRU 17263458



17262867 THRU 17263458



17257165 THRU 17262866



**17257165
THRU 17259223**

17259224 THRU 17263458

**172 SERIAL 17257165 THRU 17263458
F172 SERIAL F17200805 THRU F17201234**

Figure 185. Vacuum System Installation

FIGURE AND INDEX NO.	PART NUMBER	DESCRIPTION	UNITS PER ASSY	USABLE ON CODE
		1 2 3 4 5 6 7		
185 -		ATTACHING PARTS		
-23	AN520-10R10	SCREW -----	2	L
-24	AN960PD10	WASHER -----	2	L
-25	MS20365-1032C	NUT -----	2	L
		---*---		
-26	C294501-0102	BRACKET -----	1	L
-27	C294501-0103	FILTER ELEMENT -----	1	L
		ATTACHING PARTS		
-28	P2274	NUT-WING DCI -----	1	L
		---*---		
185 -29	C294502-0101	AIR FILTER -----	1	M
		ATTACHING PARTS		
-30	S2209-3	STA STRAP -----	2	M
		---*---		
-31	0513448-1	BRACKET-FILTER -----	1	M
		ATTACHING PARTS		
-32	AN520-10R10	SCREW -----	2	M
-33	AN960PD10L	WASHER -----	4	M
-34	MS21045L3	NUT -----	2	M
		---*---		
-35	0713533-1	U TUBE-FILTER -----	1	M
-36	S1495-6	HOSE 2.00 IN LG BULK ITEM REF S1495-6-2.00 -----	1	M
		AIR FILTER TO U TUBE		
-37	S2209-1	STA STRAP -----	2	M
-38	C482001-0301	VALVE-RELIEF WEU C482001-0401 -----	1	D
		ATTACHING PARTS		
	AN515-8R8	SCREW -----	2	D
	MS21044N08	NUT -----	2	D
		---*---		
-39	C482001-0401 %	VALVE-RELIEF -----	1	E
		ATTACHING PARTS		
-40	AN924-10D	NUT -----	1	E
-41	S1450-14A20-016	WASHER USE WHEN REPLACING C482001-0301 WITH C482001-0401 -----	2	E
	AN960PD1416L	WASHER -----	2	E
		---*---		
-42	S1495-10	HOSE 19.00 IN LG BULK ITEM REF S1495-10-19.00 -----	1	
		RELIEF VALVE TO VACUUM PUMP		
		ATTACHING PARTS		
-43	S1495-16	CLAMP -----	2	
		---*---		
-44	C431002-0102	PUMP-VACUUM WEU C431003-0101 -----	1	D
	C431003-0101	PUMP-VACUUM -----	1	E
	C431003-0301	PUMP-VACUUM ALT -----	1	E
-45	1250319-1	LOCATOR -----	1	
-46	IK66-1	TUBE-EXHAUST ABNE -----	1	
-47	IK1-6-10	FITTING ABNE -----	1	
		NOTE. **THESE GYROS ARE PHYSICALLY & FUNCTIONALLY INTERCHANGEABLE.		
		NOTE. ***THESE GYROS ARE PHYSICALLY & FUNCTIONALLY INTERCHANGEABLE WITH THE EXCEPTION THAT -301, -503 & -504 CANNOT BE USED ON AIRCRAFT WITHOUT CAM ROLLER ASSEMBLY.		
		NOTE. %WHEN ORDERING THIS PART FOR AIRPLANES ORIGINALLY EQUIPPED WITH C482001-0301 VALVE ALSO ORDER TWO AN924-10D NUTS & TWO S1450-14A20-090 WASHERS		
		A---172 SERIAL 17257165 THRU 17263458 F172 SERIAL F1720085 THRU F17201234		
		B---172 SERIAL 17257165 THRU 17259223		
		C---172 SERIAL 17259224 THRU 17263458 F172 SERIAL F17200805 THRU F17201234		
		D---172 SERIAL 17257165 THRU 17259760 F172 SERIAL F17200805 THRU F17201234		
		E---172 SERIAL 17259761 THRU 17263458 F172 SERIAL F17200805 THRU F17201234		
		F---172 SERIAL 17257165 THRU 17259903 F172 SERIAL F17200805 THRU F17201234		
		G---172 SERIAL 17259904 THRU 17263458		
		H---172 SERIAL 17259904 THRU 17260758		
		J---172 SERIAL 17260759 THRU 17263458		
		K---172 SERIAL 17262000 THRU 17263458		
		L---172 SERIAL 17257165 THRU 17262866 F172 SERIAL F17200805 THRU F17201234		
		M---172 SERIAL 17262867 THRU 17263458		

Manifold Pressure & Carb Air Temp Installation

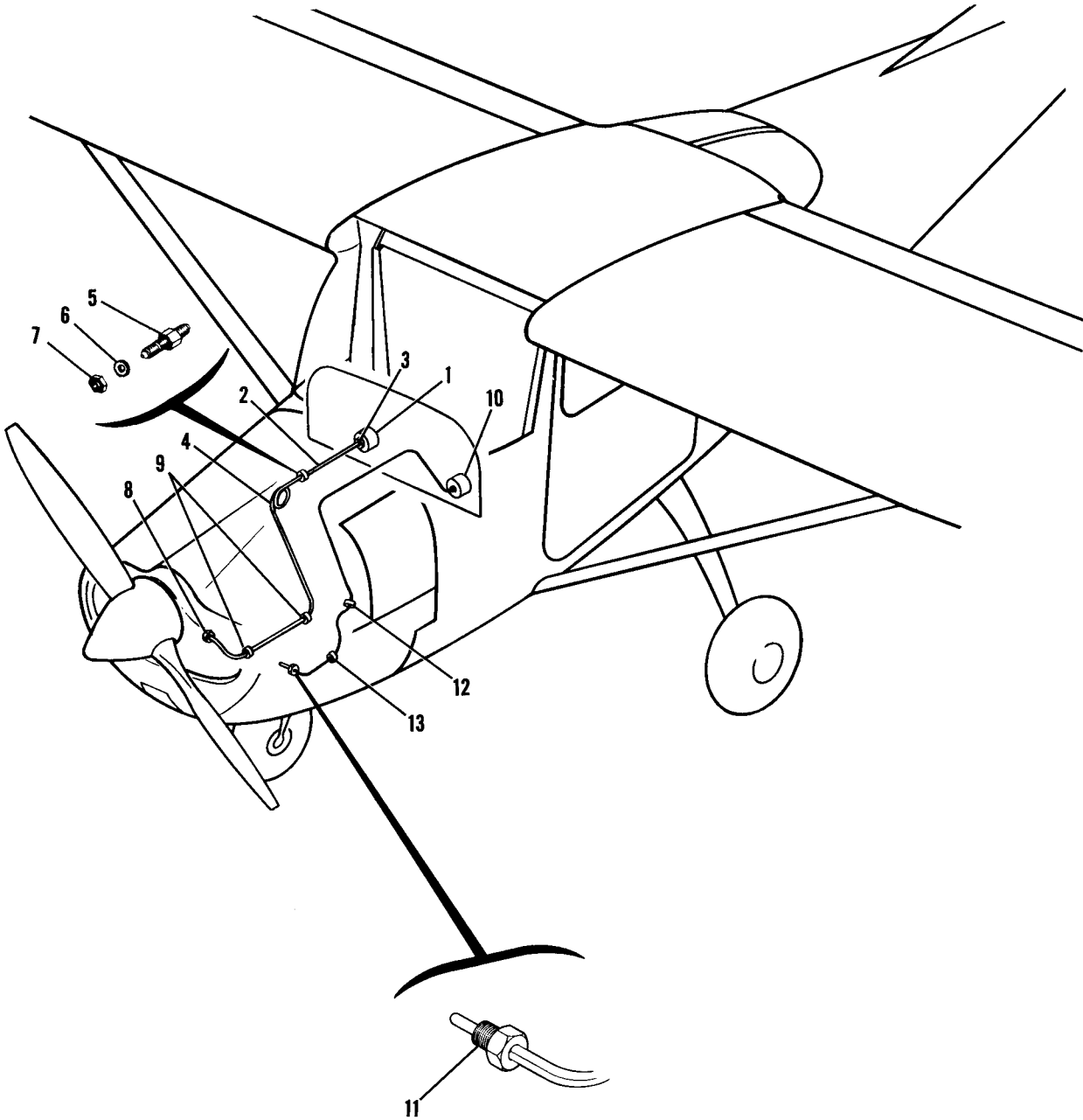


Figure 186. Manifold Pressure Gage and Carburetor Air Temp Gage Installation

FIGURE AND INDEX NO.	PART NUMBER	DESCRIPTION	UNITS PER ASSY	USABLE ON CODE
186 -		MANIFOLD PRESSURE GAGE AND CARB AIR TEMP INSTALLATIONS -----	NP	A
- 1	S1301N1	MANIFOLD PRESSURE GAGE INSTALLATION -----	1	B
		GAGE-MANIFOLD PRESSURE -----	1	
		ATTACHING PARTS -----		
	AN515B6R12	SCREW -----	4	
	AN936A6B	WASHER -----	4	
	AN340B6	NUT -----	4	
		-----*		
- 2	0500118-11	LINE ASSEMBLY GAGE TO FIREWALL WEU 0500118-97 -----	1	
	0500118-97	LINE ASSEMBLY GAGE TO FIREWALL -----	1	
		ATTACHING PARTS -----		
- 3	AN816-2D	NIPPLE -----	1	
		-----*		
- 4	0500106-350	LINE ASSEMBLY FIREWALL TO MANIFOLD WEU 0500118-100 -----	1	
	0500118-100	LINE ASSEMBLY FIREWALL TO MANIFOLD -----	1	
		ATTACHING PARTS -----		
- 5	AN832-2D	UNION -----	1	
- 6	AN960-516	WASHER -----	1	
- 7	AN924-2D	NUT -----	1	
- 8	AN816-2D	NIPPLE -----	1	
- 9	AN742D2	CLAMP TIN -----	2	
	S1021Z8-10	SCREW -----	2	
		-----*		
		CARBURETOR AIR TEMPERATURE GAGE INSTALLATION -----	1	A
	0713209-1	PLACARD INSTALLED ON GAGE FACE -----	1	C
-10	S1311N1	GAGE-CARBURETOR AIR TEMPERATURE -----	1	
		ATTACHING PARTS -----		
	AN515B6R12	SCREW -----	4	
	AN340B6	NUT -----	4	
		-----*		
	0411897-3	ADAPTER PLATE-GAGE -----	1	C
		ATTACHING PARTS -----		
	AN515B6R12	SCREW -----	4	C
	AN936A6B	WASHER -----	4	C
	NAS395-2-3	NUT -----	4	C
		-----*		
	MS3106A14S7S	PLUG -----	1	
-11	0550209-1	PROBE -----	1	
-12	AN742D12	CLAMP -----	1	
	MS21919DG3	CLAMP -----	1	
		ATTACHING PARTS -----		
	S1021Z8-10	SCREW -----	1	
	NAS446-4	NUT -----	1	
		-----*		
-13	AN742D16	CLAMP -----	1	B
	MS21919DG3	CLAMP -----	1	B
		ATTACHING PARTS -----		
	S1021Z8-10	SCREW -----	1	B
	NAS446-4	NUT -----	1	B
		-----*		
		A---172 SERIAL 17249545 THRU 17263458		
		F172 SERIAL F172-0001 THRU F17201234		
		P172 SERIAL P17257120 THRU P17257188		
		FP172 SERIAL FP172-0001 THRU FP172-0003		
		B---P172 SERIAL P17257120 THRU P17257188		
		FP172 SERIAL FP172-0001 THRU FP172-0003		
		C---172 SERIAL 17249545 THRU 17250572		
		F172 SERIAL F172-0001 THRU F172-0018		
		P172 SERIAL P17257120 THRU P17257188		
		FP172 SERIAL FP172-0001 THRU FP172-0003		

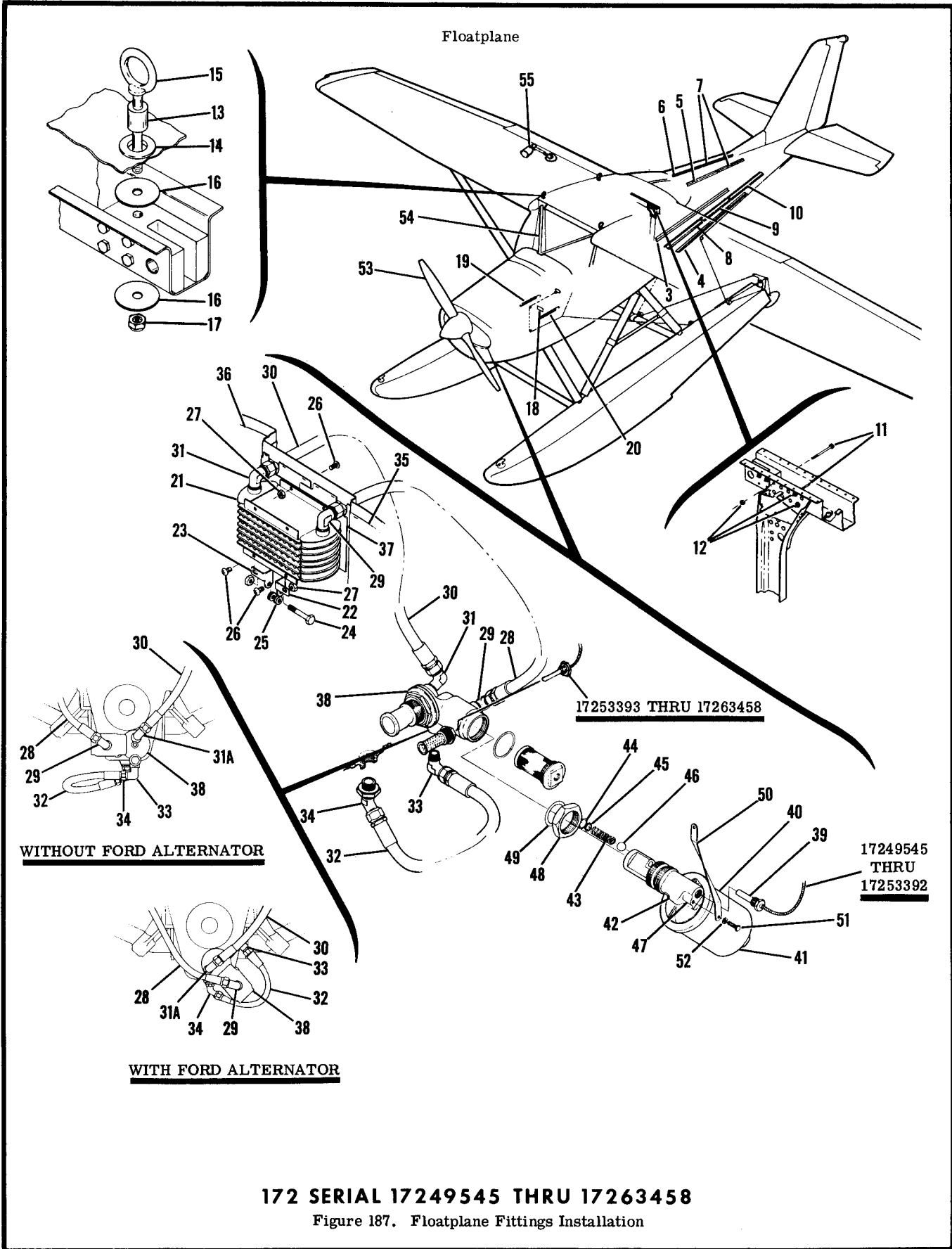
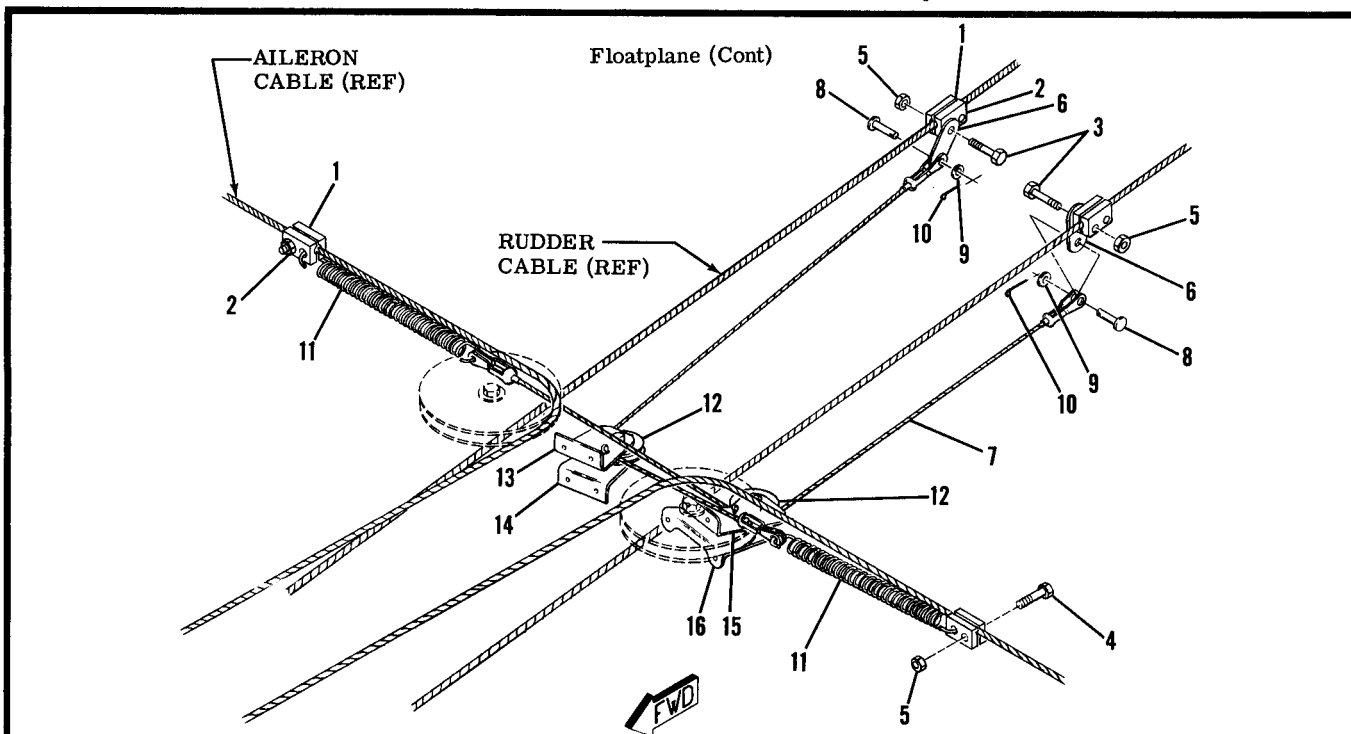


FIGURE AND INDEX NO.	PART NUMBER	DESCRIPTION	UNITS PER ASSY	USABLE ON CODE
		1 2 3 4 5 6 7		
187 -		FLOATPLANE FITTINGS INSTALLATION -----	NP	A
- 1		DELETED, NEVER USED -----		
- 2		DELETED, NEVER USED -----		
- 3	0500044-27	STRINGER-LH -----	1	J
	0512041-5	STRINGER-LH -----	1	K
- 4	0500044-28	STRINGER-RH -----	1	J
	0512041-4	STRINGER-RH -----	1	K
- 5	0500044-29	STRINGER-LH -----	1	
- 6	0500044-30	STRINGER-RH -----	1	
- 7	0500044-31	STRINGER -----	2	
- 8	0500044-32	STRINGER -----	1	L
- 9	0500044-33	STRINGER -----	1	
-10	0500044-34	STRINGER -----	1	
-11	AN3-20A	BOLT -----	8	
-12	MS21044N3	NUT -----	8	
		HOISTING PROVISIONS INSTALLATION -----	NP	
-13	0541115-2	SPACER -----	4	
-14	MS35489-17	GROMMET -----	4	
-15	0541115-3	EYEBOLT -----	4	
		ATTACHING PARTS		
-16	AN970-5	WASHER -----	2	
-17	MS21042L5	NUT -----	1	
		-----*		
-18	0513219-13	PLACARD ASSEMBLY-FLOATPLANE -----	1	E
	S1021Z6-8	ATTACHING PARTS		
		SCREW -----	4	
		-----*		
	0513219-10	PLACARD-FLOATPLANE -----	1	
-19	0310196-12	SPRING-BRAKE & RUDDER RETURN RH -----	1	
-20	0310196-5	SPRING-BRAKE & RUDDER RETURN LH -----	1	
		OIL COOLER INSTALLATION -----	NP	G
-21	UA526361-1	OIL COOLER UA -----	1	G
	8526250	OIL COOLER HR ALTERNATE -----	1	
		ATTACHING PARTS		
-22	0550230-7	SUPPORT-LH FRONT -----	1	
	0550230-9	SUPPORT-LH REAR -----	1	
-23	0550230-8	SUPPORT-RH FRONT -----	1	
	0550230-10	SUPPORT-RH REAR -----	1	
-24	AN4-16A	BOLT -----	2	
-25	AN960-416	WASHER -----	8	
-26	AN520-10R8	SCREW -----	6	
-27	MS21044N3	NUT -----	6	
		-----*		
-28	S1167-8-	HOSE 27 IN LG BULK ITEM REF S-1167-8-0270 -----	1	E
	S1167-8-	HOSE 30 IN LG BULK ITEM REF S1167-8-0300 -----	1	F
		ATTACHING PARTS		
-29	MS20822-8D	ELBOW -----	2	
	AN742D28	CLAMP AROUND OIL FILLER NECK -----	1	
	S1486DG12U	CLAMP AROUND RETURN HOSE -----	1	
	S1021Z10-8	SCREW -----	1	
		-----*		
-30	S1167-8-	HOSE 27 IN LG BULK ITEM REF S-1167-8-0270 -----	1	E
	S1167-8-	HOSE 33 IN LG BULK ITEM REF S1167-8-0330 -----	1	F
		ATTACHING PARTS		
-31	MS20822-8D	ELBOW -----	1	
	S1486DG12U	CLAMP AROUND HOSE TO COOLER -----	1	
	AN742D10	CLAMP AROUND ENGINE BREATHER TUBE -----	1	
	S1021Z10-8	SCREW -----	1	
		-----*		
-31A	MS20823-8D	ELBOW -----	1	
-32	S1167-8-	HOSE 16 IN LG BULK ITEM REF S-1167-8-0160 -----	1	G
		ATTACHING PARTS		
-33	MS20822-8D	ELBOW -----	1	
-34	MS20823-8D	ELBOW -----	1	
		-----*		
-35	0550230-3	BAFFLE ASSEMBLY-LH -----	1	G
		CONTINUED ON NEXT PAGE		

FIGURE AND INDEX NO.	PART NUMBER	DESCRIPTION	UNITS PER ASSY	USABLE ON CODE
187 -36	0550230-4	BAFFLE ASSEMBLY-RH -----	1	G
	0555162-1 *	BLAST TUBE-RH -----	1	
	MS35489-22 *	GROMMET -----	1	
	MS35489-17 *	GROMMET RH ONLY -----	1	
	0555181-5 *	SUPPORT-LH -----	1	
	0555181-6 *	SUPPORT-RH -----	1	
	0555181-7 *	SEAL -----	1	
	0713019-33 *	UNION-LH -----	1	
-37	0550230-2	SEAL -----	1	G
-38	0556012-1	ADAPTER KIT CM -----	1	G
-39	SEE FIG 102	PANEL ASSEMBLY-INSTRUMENT -----	1	G
		OIL FILTER INSTALLATION-FULL FLOW -----	NP	
-40		OIL FILTER ASSEMBLY ORDER SK172-115 -----	NP	C
	1250406-2	FILTER ELEMENT KIT -----	1	
	5574337	GASKET-UPPER AC -----	1	
	6436637	GASKET-LOWER AC -----	1	
	5579654	WASHER AC -----	1	
	5579535	BOLT-CENTER AC -----	1	
	5579539	LID-OIL FILTER AC -----	1	
	5579432	NUT-CENTER BOLT AC -----	1	
	1250410-1	PLACARD-OIL FILTER -----	1	
-41	C294505-0101	OIL FILTER ASSEMBLY SEE FIG 163 & 164 FOR BREAKDOWN -----	1	D
-42		ADAPTER ASSEMBLY ORDER AK172-115 -----	NP	C
-43	0556004-7	SPRING -----	1	
-44	1250407-1	SNAP RING -----	1	
-45	1250408-1	CAP-RETAINER -----	1	
-46	S272-17	BALL -----	1	
-47	0450404-1	ADAPTER ASSEMBLY SEE FIG 163 FOR BREAKDOWN -----	1	H
	T55288	ADAPTER ASSEMBLY SEE FIG 164 FOR BREAKDOWN -----	1	I
-48	1250405-1	NUT-ADAPTER -----	1	G
-49	AN123883	PACKING -----	1	G
-50	0556005-2	STRAP -----	1	G
		ATTACHING PARTS		
-51	AN3H3A	BOLT -----	1	
-52	AN935-10L	WASHER -----	1	
		-----*		
-53	0550219-19	PROPELLER INSTALLATION SEE FIGURE 111 -----	NP	
-54	SEE FIG 189	STRUCTURE DETAILS-FLOATPLANE FUSELAGE -----	NP	
-55	0500417-1	STOP-FLAP ON FLAP MOTOR SCREW SHAFT -----	1	B
<p>NOTE. STAINLESS STEEL CABLES ARE REQUIRED ON FLOATPLANE</p> <p>NOTE. FOR IDENTIFICATION & ILLUSTRATION OF ITEMS MARKED *, REFER TO FIGURE 133.</p> <p>A---172 SERIAL 17249545 THRU 17263458 B---172 SERIAL 17252204 THRU 17263458 C---172 SERIAL 17249545 THRU 17253392 D---172 SERIAL 17253393 THRU 17263458 E---172 SERIAL 17249545 THRU 17254892 F---172 SERIAL 17254893 THRU 17256512 G---172 SERIAL 17249545 THRU 17256512 H---172 SERIAL 17253393 THRU 17256512 I---172 SERIAL 17256513 THRU 17263458 J---172 SERIAL 17249545 THRU 17259223 K---172 SERIAL 17259224 THRU 17260758 L---172 SERIAL 17249545 THRU 17260758</p>				



172 SERIAL 17260759 THRU 17263458

Figure 188. Rudder-Aileron Interconnect-Floatplane

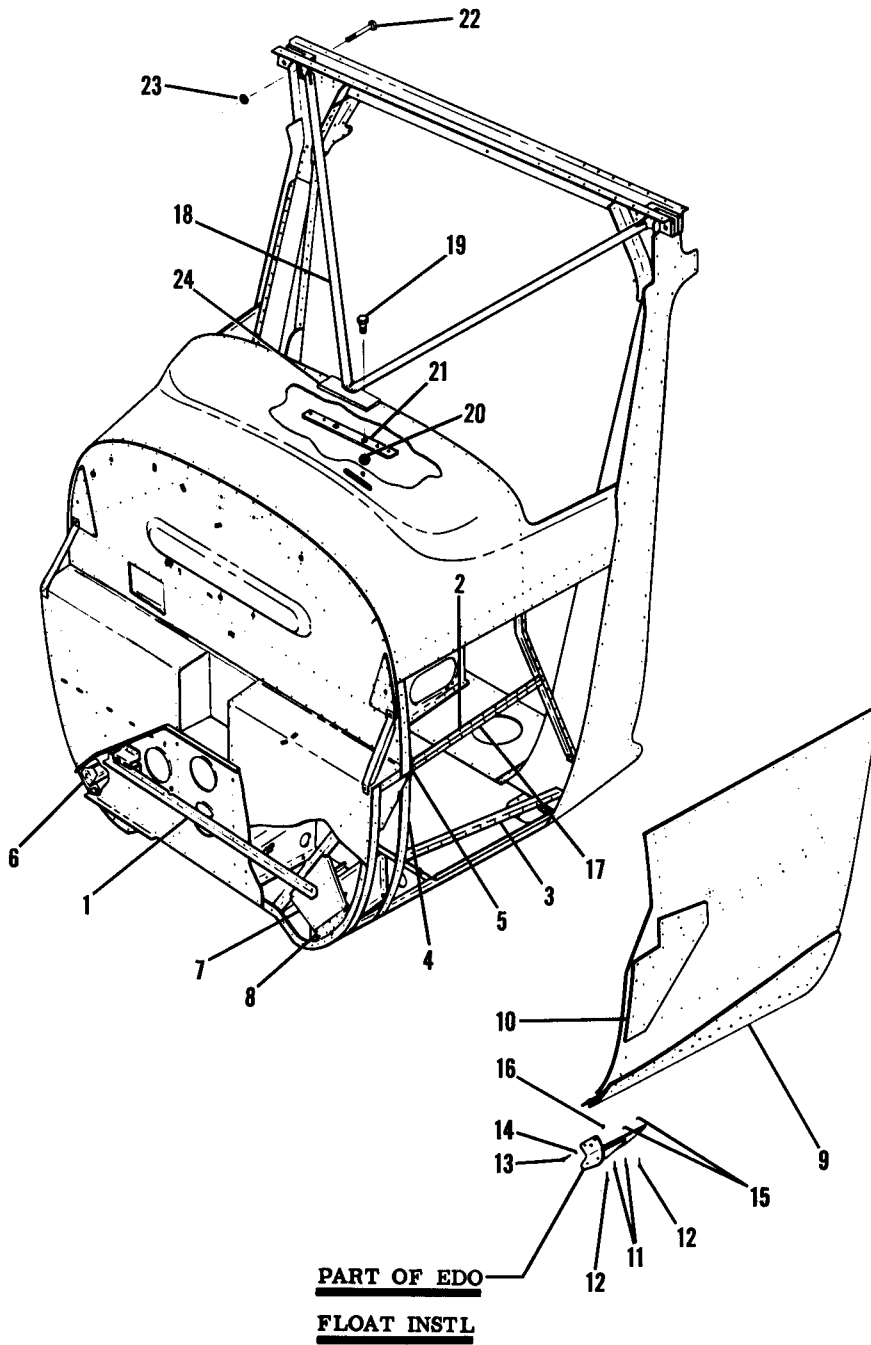
FIGURE AND INDEX NO.	PART NUMBER	DESCRIPTION	UNITS PER ASSY	USABLE ON CODE
188 -		1 2 3 4 5 6 7		
- 1	1760015-1	RUDDER-AILERON INTERCONNECT INSTALLATION	NP	A
- 2	1760015-2	FLOATPLANE	4	
- 3	AN3-6A	CLAMP HALF-CABLE	4	
- 4	AN3-5A	CLAMP HALF-CABLE	4	
- 5	NAS1022A3	ATTACHING PARTS	1	
		BOLT	1	
		BOLT	1	
		NUT	1	

- 6	0861520-2	LINK	2	
- 7	0510105-334	CABLE ASSY	2	
		ATTACHING PARTS		
		BOLT	1	
		NUT	1	
- 10	MS24665-132	COTTER PIN	1	

- 11	0560013-1	SPRING	2	
- 12	S378-1	PULLEY	2	
		ATTACHING PARTS		
		BOLT	1	
		NUT	1	
		COTTER PIN	2	

- 13	0511806-2	BRACKET-PULLEY	1	
- 14	0511806-4	BRACKET-PULLEY	1	
- 15	0511806-1	BRACKET-PULLEY	1	
- 16	0511806-3	BRACKET-PULLEY	1	
A---172 SERIAL 17260759 THRU 17263458				

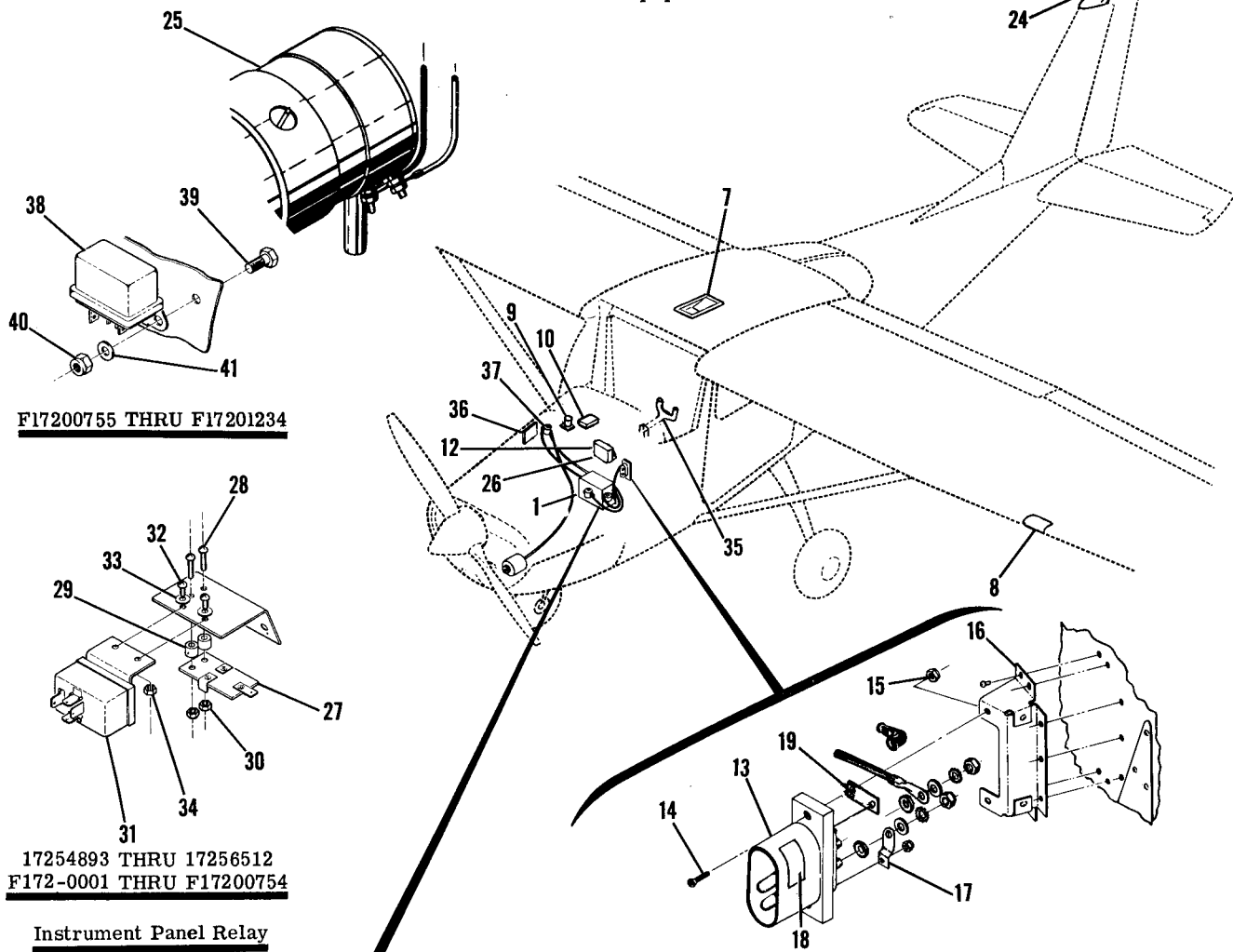
Floatplane (Cont)



172 SERIAL 17249545 THRU 17263458
Figure 189. Floatplane Fuselage Structure Details

FIGURE AND INDEX NO.	PART NUMBER	DESCRIPTION	UNITS PER ASSY	USABLE ON CODE
189 -		STRUCTURE DETAILS-FLOATPLANE FJSELAGE -----	NP	A
- 1	0500044-6	ANGLE-FIREWALL REINFORCEMENT -----	1	
- 2	0500044-13	ANGLE-LH -----	1	
	0500044-14	ANGLE-RH -----	1	
- 3	0500044-17	ANGLE-LH -----	1	
	0500044-18	ANGLE-RH -----	1	
- 4	0500044-15	ANGLE-LH -----	1	
	0500044-16	ANGLE-RH -----	1	
- 5	0500044-19	SHIM -----	2	
	0500044-21	BRACKET-ENGINE MOUNT ATTACHMENT LOWER LH -----	1	
- 6	0500044-20	BRACKET-ENGINE MOUNT ATTACHMENT LOWER RH -----	1	
- 7	0500044-7	DOUBLER-FIREWALL LH -----	1	
	0500044-8	DOUBLER-FIREWALL RH -----	1	
- 8	0500044-5	PLATE -----	2	
- 9	0500044-3	DOUBLER-SKIN LH -----	1	
	0500044-4	DOUBLER-SKIN RH -----	1	
-10	0500044-12	DOUBLER-SKIN -----	2	
-11	AN3-4A	BOLT -----	10	
-12	AN3-5A	BOLT -----	6	
-13	AN4-6A	BOLT -----	4	
-14	AN960-416	WASHER -----	4	
-15	MS21044N3	NUT -----	16	
-16	MS21042L4	NUT -----	4	
-17	0500044-24	ANGLE-LH -----	1	
	0500044-25	ANGLE-RH -----	1	
-18	0513003-5	BRACE ASSEMBLY -----	1	B
	0513003-24	BRACE ASSEMBLY -----	1	C
		ATTACHING PARTS		
-19	AN4-5A	BOLT -----	2	
-20	MS21042L4	NUT -----	2	
-21	0513193-1	DOUBLER -----	1	B
	0513193-3	DOUBLER ASSEMBLY -----	1	C
-22	AN3-20A	BOLT -----	4	
-23	MS21044N3	NUT -----	4	
		---*---		
-24	0514049-1	PLATE-BRACE TRIM -----	1	C
		A---172 SERIAL 17249545 THRU 17263458		
		B---172 SERIAL 17249545 THRU 17250572		
		C---172 SERIAL 17250573 THRU 17263458		

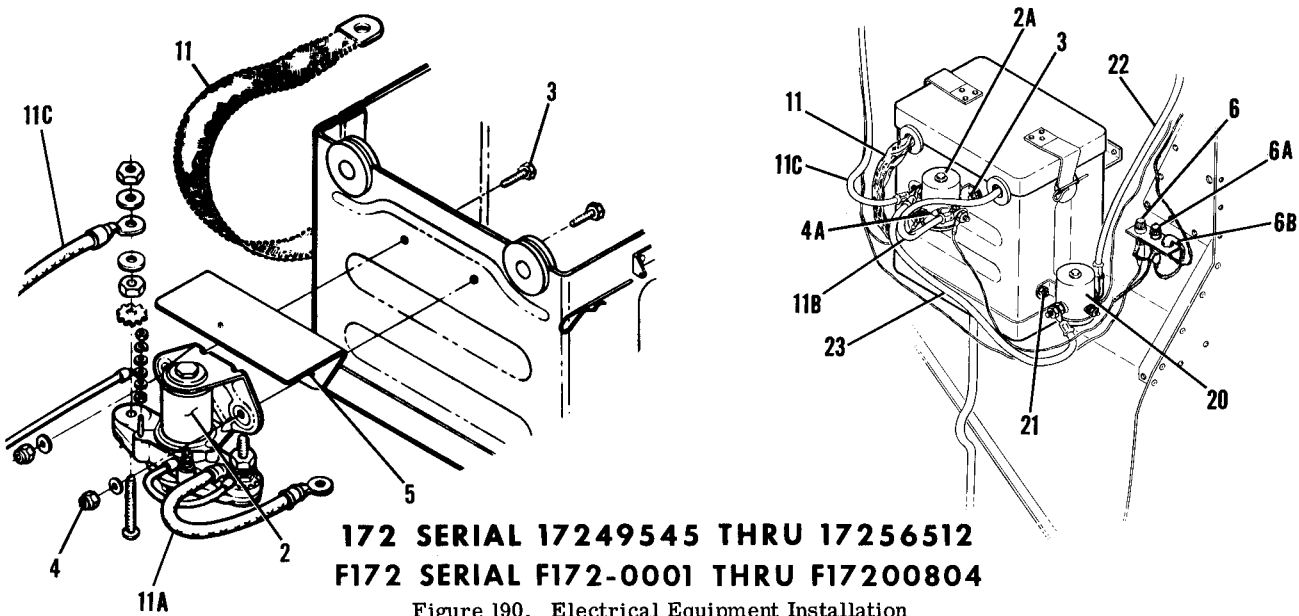
Electrical Equipment



F17200755 THRU F17201234

17254893 THRU 17256512
F172-0001 THRU F17200754

Instrument Panel Relay



172 SERIAL 17249545 THRU 17256512
F172 SERIAL F172-0001 THRU F17200804

Figure 190. Electrical Equipment Installation

FIGURE AND INDEX NO.	PART NUMBER	*	DESCRIPTION							UNITS PER ASSY	USABLE ON CODE
			1	2	3	4	5	6	7		
190 -			ELECTRICAL EQUIPMENT INSTALLATION -----							NP	A
- 1	0511319-201	*	BATTERY KIT -----							1	
- 2	0712603-2		CONTACTOR ASSEMBLY -----							1	E
- 2A	S1579-1		CONTACTOR ASSEMBLY -----							1	F
			ATTACHING PARTS								
- 3	AN3-3A		BOLT -----							2	
- 4	MS21044N3		NUT -----							2	
	AN960-10L		WASHER -----							2	
			---*---								
- 4A	0770728-1		DIODE ASSEMBLY-CONTACTOR -----							1	F
- 5	0513196-1		SHIELD-MASTER SOLENOID WATER -----							1	E
- 6	S1090-22		FUSE HOLDER-CLOCK -----							1	
	S1090-23		CAP-FUSE -----							1	
	S1091-1		FUSE-CLOCK -----							1	
	0712031-1		BRACKET-MOUNTING -----							1	
- 6A	S1090-2		FUSEHOLDER-EXTERNAL POWER -----							1	H
	S1090-11		CAP-FUSE -----							1	
	S1091-5		FUSE-EXTERNAL POWER 5 AMP -----							1	H
- 6B	20H3P		DIODE SATA -----							1	H
- 7	SEE FIG 193		INSTRUMENT PANEL LIGHT INSTALLATION -----							1	
- 8	SEE FIG 196		LANDING LIGHT INSTALLATION -----							1	
- 9	S1407-6		HORN ASSEMBLY-STALL WARNING SEE FIGURES 99 & 100 -----							1	
- 10	0713511-1		FLASHER-NAVIGATION LIGHT -----							1	D
			ATTACHING PARTS								
	S102176-6		SCREW -----							4	
	NAS446-2-3		NUT -----							4	
			---*---								
- 11	0412007-9		STRAP-BATTERY GROUND -----							1	
			ATTACHING PARTS								
	AN4-5A		BOLT -----							1	
	AN970-4		WASHER -----							1	
	MS21042L4		NUT -----							1	
			---*---								
- 11A	0500062-PA1		CABLE BATTERY CONTACTOR TO BATTERY -----							1	G
- 11B	0500062-PA11		CABLE BATTERY CONTACTOR TO BATTERY -----							1	H
- 11C	0500062-PA31		CABLE BATTERY CONTACTOR TO STARTER CONTACTOR -----							1	
- 12	0413205-12		REGULATOR-VOLTAGE 25 AMP -----							1	
			ATTACHING PARTS								
	AN3-6A		BOLT -----							3	
			---*---								
- 13	AN2552-3A		GROUND SERVICE PLUG INSTALLATION -----							1	
			RECEPTACLE-GROUND SERVICE PLUG -----							1	
			ATTACHING PARTS								
- 14	AN510-10R14		SCREW -----							2	
- 15	MS21044N3		NUT -----							2	
			---*---								
- 16	0513229-3		BRACKET ASSEMBLY-MOUNTING -----							1	
- 17	0312155-10		STRAP-GROUND -----							1	
- 18	0500130-1		PLACARD -----							1	G
	1213535-1		PLACARD-POLARITY -----							1	H
- 19	1570043-3		DIODE BOARD ASSEMBLY -----							1	H
- 20	S1660-1		CONTACTOR ASSEMBLY -----							1	H
			ATTACHING PARTS								
- 21	AN4-3A		BOLT -----							2	H
	AN960-10		WASHER -----							2	H
	MS21042L4		NUT -----							2	H
			---*---								
- 22	0500062-PC7		CABLE RECEPTACLE TO CONTACTOR -----							1	H
- 23	0500062-PC8		CABLE CONTACTOR TO BATTERY CONTACTOR -----							1	H
- 24	SEE FIG 200		ROTATING BEACON INSTALLATION -----							1	G
	SEE FIG 201		FLASHING BEACON INSTALLATION -----							1	H
			GENERATOR INSTALLATION-35 AMP -----							1	J
- 25	0500037-4		GENERATOR-35 AMP -----							1	
	S1091-35		FUSE-35 AMP -----							1	B
	S1360-35		CIRCUIT BREAKER -----							1	C
CONTINUED ON NEXT PAGE											

FIGURE AND INDEX NO.	PART NUMBER	DESCRIPTION	UNITS PER ASSY	USABLE ON CODE
190 -26	0413205-10	REGULATOR-VOLTAGE 35 AMP ----- ATTACHING PARTS	1	
	AN4-6A	BOLT ----- -----*	1	
-27	SEE FIG 203 1570043-1	ALTERNATOR & VOLTAGE REGULATOR INSTALLATION ----- DIODE BOARD ----- ATTACHING PARTS	1 1	K M
-28	AN515-8R10	SCREW -----	2	M
-29	NAS43UD3-16	SPACER -----	2	M
-30	MS21045-08	NUT ----- -----*	2	M
-31	S1668-1	RELAY ----- ATTACHING PARTS	1	M
-32	AN515-8R6	SCREW -----	2	M
-33	AN960-8	WASHER -----	2	M
-34	MS21045-08	NUT ----- -----*	2	M
-35	SEE FIG 204	MAP LIGHT INSTALLATION-CONTROL WHEEL -----	1	
-36	1570166-1	DIMMING ASSEMBLY-TRANSISTORIZED LIGHTS ----- ATTACHING PARTS	1	L
	AN520-10R6	SCREW -----	4	
	AN960-10L	WASHER ----- -----*	4	
-37	SAW4206-1 SAW4204-1 S1660-1	CONTACTOR-STARTER RORY ----- CONTACTOR-STARTER ALT RORY ----- CONTACTOR-STARTER SKYHAWK ONLY ----- ATTACHING PARTS	1 1 1	N N P
	AN520-10R8	SCREW -----	2	
	AN960-10L	WASHER ----- -----*	2	
-38	0500062-DA12 S1917-1	CABLE STARTER CONTACTOR TO STARTER ----- RELAY-POWER ----- ATTACHING PARTS	1 1	L
-39	AN4-5A	BOLT -----	2	
-40	MS21042L4	NUT -----	2	
-41	AN960-416L	WASHER ----- -----*	2	

NOTE. *THIS KIT INCLUDES DRY BATTERY & ELECTROLYTE

A---172 SERIAL 17249545 THRU 17256512
F172 SERIAL F172-0001 THRU F17200804

B---172 SERIAL 17249545 THRU 17250572
F172 SERIAL F172-0001 THRU F172-0018

C---172 SERIAL 17250573 THRU 17256512
F172 SERIAL F172-0019 THRU F17200804

D---172 SERIAL 17249545 THRU 17251822
F172 SERIAL F172-0001 THRU F172-0085

E---172 SERIAL 17249545 THRU 17253392
F172 SERIAL F172-0001 THRU F172-0179

F---172 SERIAL 17253393 THRU 17256512
F172 SERIAL F172-0180 THRU F17200804

G---172 SERIAL 17249545 THRU 17254892
F172 SERIAL F172-0001 THRU F172-0319

H---172 SERIAL 17254893 THRU 17256512
F172 SERIAL F172-0320 THRU F17200804

J---172 SERIAL 17250573 THRU 17253902
17253907, 17253921, 17253932
17253933, 17253934, 17253938
17253941 & 17253945 THRU 17254892
F172 SERIAL F172-0019 THRU F172-0319

K---172 SERIAL 17253903 THRU 17253944 EXCEPT
17253907, 17253921, 17253932, 17253933
17253934, 17253941
172 SERIAL 17254893 THRU 17256512
F172 SERIAL F172-0320 THRU F17200804

L---F172 SERIAL F17200755 THRU F17200804

M---172 SERIAL 17254893 THRU 17256512
F172 SERIAL F172-0320 THRU F17200754

N---F172 SERIAL F172-0001 THRU F17200804

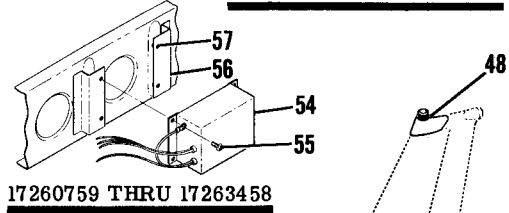
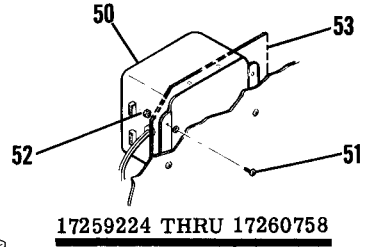
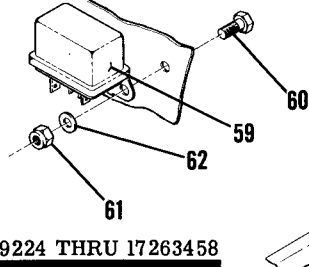
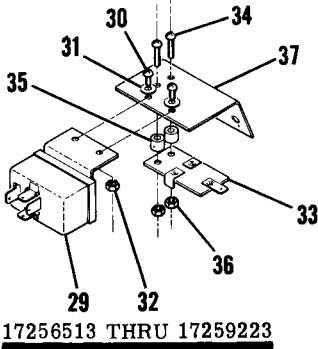
P---172 SERIAL 17249545 THRU 17256512



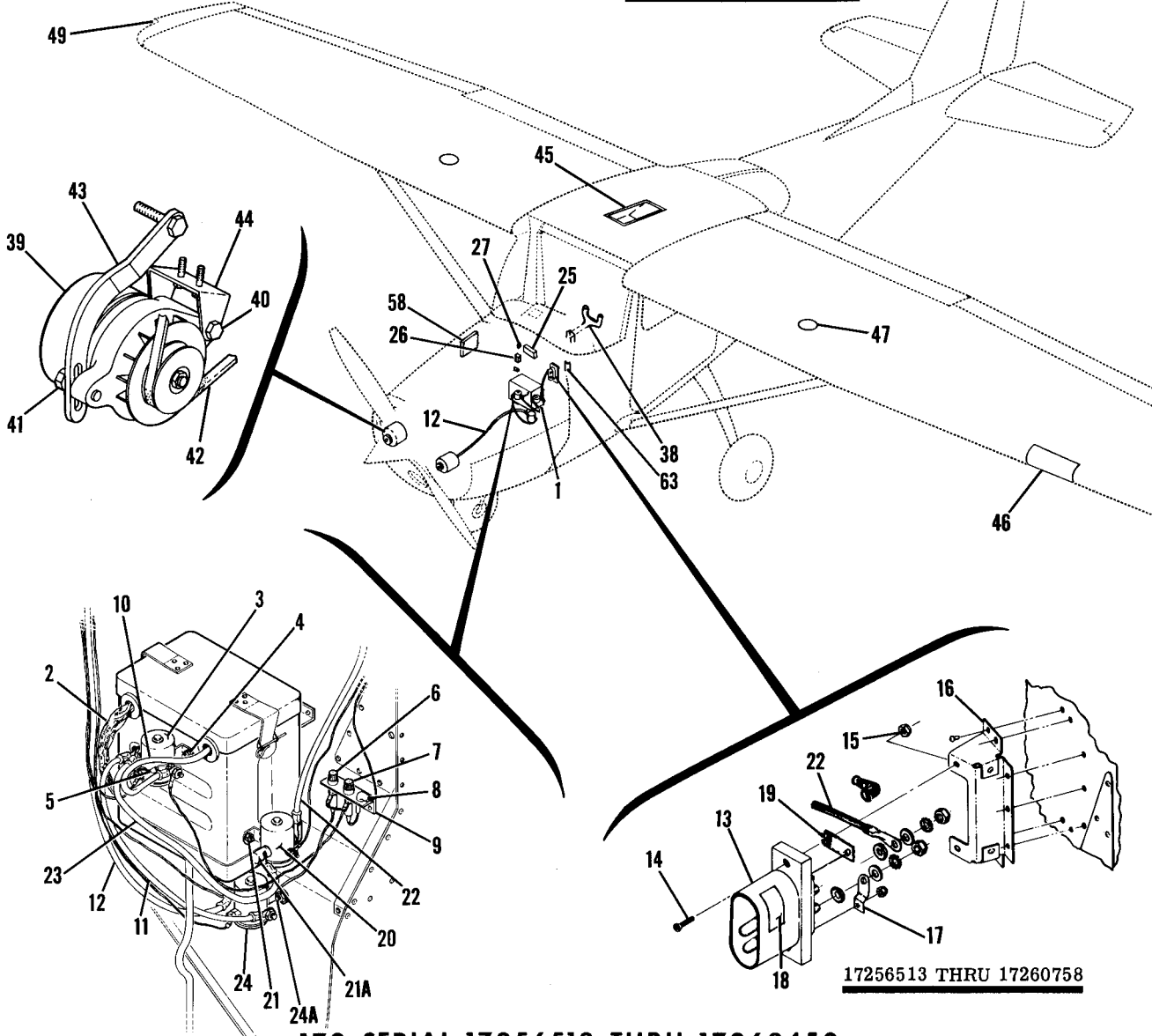
FIGURE AND INDEX NO.	PART NUMBER	DESCRIPTION	UNITS PER ASSY	USABLE ON CODE
		1 2 3 4 5 6 7		
191 -		ELECTRICAL EQUIPMENT INSTALLATION -----	NP	A
- 1	0511319-201 *	BATTERY KIT 25 A.H. -----	1	
- 2	0412007-1	STRAP-BATTERY GROUND -----	1	
	AN4-5A	ATTACHING PARTS -----		
	AN970-4	BOLT -----	1	
		WASHER -----	1	
		-----*-----		
- 3	S1579-2	CONTACTOR-BATTERY -----	1	R
		ATTACHING PARTS -----		
- 4	AN3-3A	BOLT -----	2	
	AN960-10L	WASHER -----	2	
	MS21044N3	NUT -----	2	
		-----*-----		
	S1807-2	COVER-CONTACTOR TERMINAL -----	2	
- 5	0770728-1	DIODE ASSEMBLY-CONTACTOR -----	1	
- 6	S1090-22	FUSE HOLDER-CLOCK -----	1	
	S1090-23	CAP-FUSE -----	1	
	S1091-1	FUSE-CLOCK -----	1	
- 7	S1090-2	FUSE HOLDER-EXTERNAL POWER -----	1	
	S1090-11	CAP-FUSE -----	1	
	S1091-5	FUSE-EXTERNAL POWER 5 AMP -----	1	
- 8	20H3P	DIODE SATA -----	1	
	LN1032X	ATTACHING PARTS -----		
	S1438-2	NUT-NYLON -----	1	
		WASHER-NYLON -----	1	
		-----*-----		
	6F20D	DIODE AFE ALTERNATE -----	1	
	1N1344A	DIODE SPD ALTERNATE -----	1	
	43-1761	MOUNTING HARDWARE SPD USED WITH 6F20D & 1N1344A -----	1	
- 9	0712031-1	BRACKET-MOUNTING -----	1	
-10	0500062-PA11	CABLE-BATTERY CONTACTOR TO BATTERY -----	1	
-11	0500062-PA23	CABLE-BATTERY CONTACTOR TO STARTER CONTACTOR -----	1	
-12	0500062-DA10	CABLE-STARTER CONTACTOR TO STARTER -----	1	
	SEE FIG 205	GROUND SERVICE PLUG INSTALLATION -----	1	L
		GROUND SERVICE PLUG INSTALLATION -----	1	K
-13	AN2552-3A	RECEPTACLE-GROUND SERVICE PLUG -----	1	
		ATTACHING PARTS -----		
-14	AN510-10R14	SCREW -----	2	
-15	MS21044N3	NUT -----	2	
		-----*-----		
-16	0513229-3	BRACKET ASSEMBLY-MOUNTING -----	1	
-17	0312155-10	STRAP-GROUND -----	1	
-18	1213535-1	PLACARD-POLARITY -----	1	
-19	1570043-3	DIODE BOARD ASSEMBLY -----	1	
-20	S1660-1	CONTACTOR-EXTERNAL POWER -----	1	
		ATTACHING PARTS -----		
-21	AN4-3A	BOLT -----	2	
	AN960-10L	WASHER -----	2	
	MS21042L4	NUT -----	2	
		-----*-----		
-21A	S1807-1	COVER -----	2	
	S1693-2	STRAP -----	2	
-22	0500062-PC7	CABLE-RECEPTACLE TO CONTACTOR -----	1	
-23	0500062-PA18	CABLE CONTACTOR TO BATTERY CONTACTOR -----	1	
-24	S1660-1	CONTACTOR-STARTER -----	1	D
	S1991-1	CONTACTOR-STARTER -----	1	E
		ATTACHING PARTS -----		
-24A	AN4-3A	BOLT -----	2	
		-----*-----		
	S1807-1	COVER-CONTACTOR TERMINAL -----	2	
-25	C611001-0102	VOLTAGE REGULATOR -----	1	
		ATTACHING PARTS -----		
	AN520-416R8	SCREWS -----	2	
	C6AB-10A730A	HOUSING-PLUG ECWS -----	1	
		-----*-----		
-26	0770038-2	FILTER-NOISE -----	1	
		ATTACHING PARTS -----		
	AN520-10R8	SCREW -----	2	
		-----*-----		
-27	S1095-5	SHIELD HALF -----	2	
		ATTACHING PARTS -----		
	AN520-8R6	SCREW -----	2	
		-----*-----		
	NAS557-10A	GROMMET -----	1	

CONTINUED ON NEXT PAGE

Electrical Equipment (Cont)



INSTRUMENT PANEL RELAY



172 SERIAL 17256513 THRU 17263458
 F172 SERIAL F17200805 THRU F17201234

Figure 191. Electrical Equipment Installation

FIGURE AND INDEX NO.	PART NUMBER	DESCRIPTION	UNITS PER ASSY	USABLE ON CODE
		1 2 3 4 5 6 7		
191 -28		DELETED-NOT USED -----		
-29	S1668-1	RELAY-POWER ----- ATTACHING PARTS	1	G
-30	AN515-8R6	SCREW -----	2	
-31	AN960-8	WASHER -----	2	
-32	MS21045-08	NUT ----- ---*---	2	
-33	1570043-1	DIODE BOARD ASSEMBLY ----- ATTACHING PARTS	1	G
-34	AN515-8R10	SCREW -----	2	
-35	NAS43DD3-16	SPACER -----	2	
-36	MS21045-08	NUT ----- ---*---	2	
-37	0713856-4	BRACKET-RELAY MOUNTING -----	1	G
	SEE FIG 202	MAP LIGHT INSTALLATION-CONTROL WHEEL -----	1	
-38	SEE FIG 204	MAP LIGHT INSTALLATION-CONTROL WHEEL ----- ATTACHING PARTS	1	
-39	C611501-0101	ALTERNATOR WEU C611501-0102 -----	1	B
	C611501-0102	ALTERNATOR ----- ATTACHING PARTS	1	C
-40	AN7-42A	BOLT -----	1	
	MS20365-720C	NUT -----	1	
-41	0750220-1	BOLT -----	1	
	S1450-6-14-080	WASHER ----- ---*---	1	
	S2114-2	NIPPLE AT ALT BAT TERMINAL -----	1	
	S2093-2	COVER ALT BAT TERMINAL -----	1	
	S2114-2	NIPPLE ALT FIELD TERMINAL -----	1	
-42	S1597-1-37.5	BELT-ALTERNATOR -----	1	
-43	LW10729	LINK-ALTERNATOR BELT ADJUSTMENT LY -----	1	
-44	76906	BRACKET-ALTERNATOR MOUNTING LY -----	1	
-45	SEE FIG 193	INSTRUMENT PANEL LIGHT INSTALLATION -----	1	G
	SEE FIG 194	INSTRUMENT PANEL LIGHT INSTALLATION -----	1	F
-46	SEE FIG 196	LANDING LIGHT INSTALLATION -----	1	H
	SEE FIG 197	LANDING LIGHT INSTALLATION COWL MOUNTED -----	1	J
-47	SEE FIG 199	COURTESY LIGHT INSTALLATION -----	1	
-48	SEE FIG 201	FLASHING BEACON INSTALLATION -----	1	
-49	SEE FIG 4	NAVIGATION LIGHT INSTALLATION -----	1	
-50	C622004-0103	POWER SUPPLY-STROBE LIGHT ----- ATTACHING PARTS	1	M
-51	AN525-10R6	SCREW -----	4	
-52	MS21044N3	NUT ----- ---*---	4	
-53	0512182-1	DOUBLER-POWER SUPPLY -----	1	M
-54	C622007-0101	POWER SUPPLY-STROBE LIGHT ----- ATTACHING PARTS	2	L
-55	AN520-10R7	SCREW ----- ---*---	4	
-56	1620075-3	BRACKET ASSY -----	4	L
-57	NAS686A3K	NUTPLATE -----	2	
-58	1570166-1	DIMMING ASSY-TRANSISTORIZED LIGHT ----- ATTACHING PARTS	1	F
	AN520-10R6	SCREW -----	4	
	AN960-10L	WASHER -----	4	
	MS21044N3	NUT ----- ---*---	4	N
-59	S1917-1	RELAY-SPLIT BUS BAR ----- ATTACHING PARTS	1	
-60	AN4-5A	BOLT -----	2	
-61	MS21042L4	NUT -----	2	
-62	AN960-416L	WASHER ----- ---*---	2	
-63	C593001-0101	OVERVOLTAGE SENSOR -----	1	J

NOTE. *THIS KIT INCLUDES DRY BATTERY & ELECTROLYTE

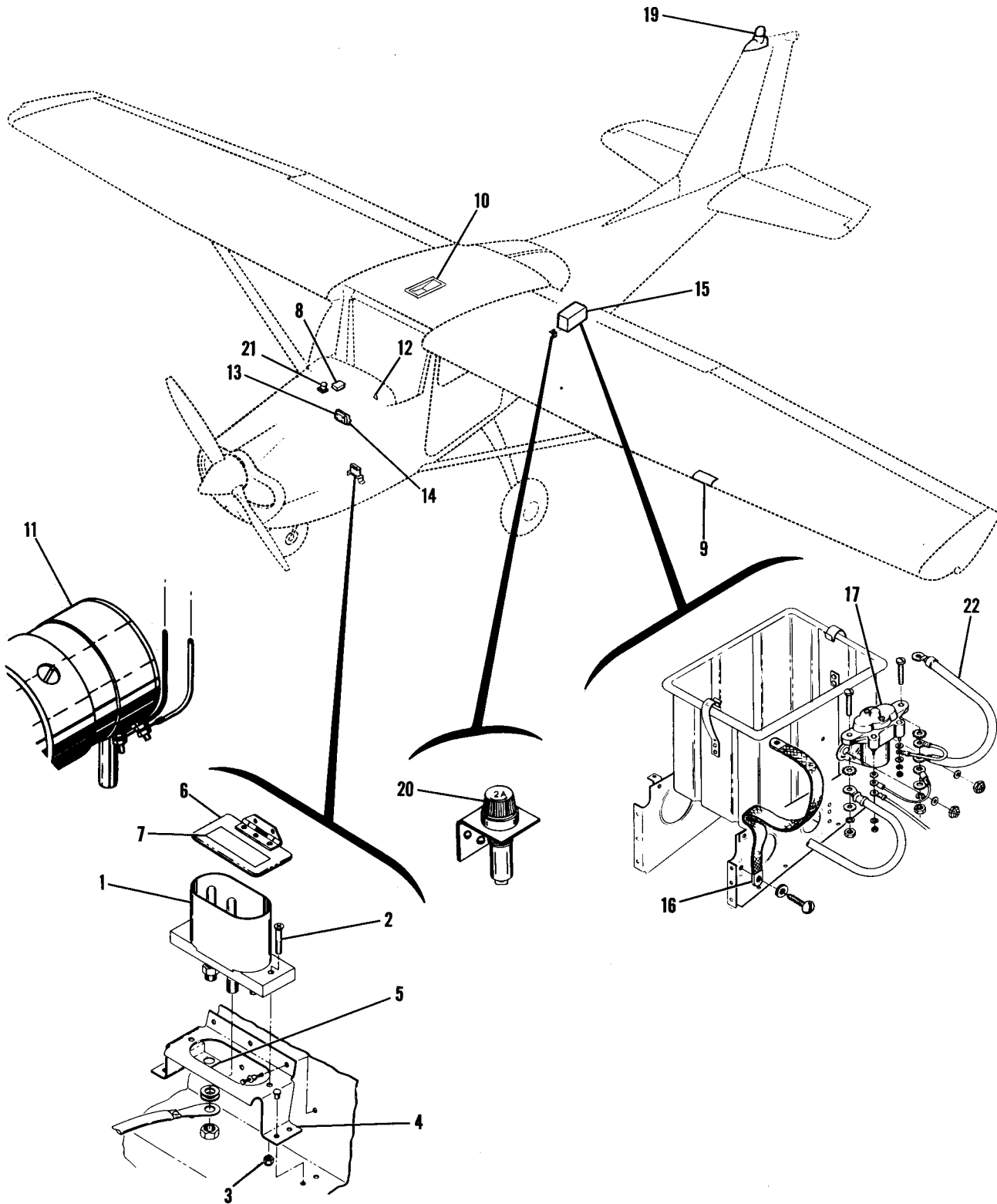
A---172 SERIAL 17256513 THRU 17263458
F172 SERIAL F17200805 THRU F17201234
B---172 SERIAL 17256513 THRU 17259002

CONTINUED ON NEXT PAGE

FIGURE AND INDEX NO.	PART NUMBER	DESCRIPTION	UNITS PER ASSY	USABLE ON CODE
191 -		<p style="text-align: center;">1 2 3 4 5 6 7</p> <p>C---172 SERIAL 17259003 THRU 17263458 F172 SERIAL F17200805 THRU F17201234 D---172 SERIAL 17256513 THRU 17258392 E---172 SERIAL 17258393 THRU 17263458 F172 SERIAL F17200805 THRU F17201234 F---172 SERIAL 17259224 THRU 17263458 F172 SERIAL F17200755 THRU F17201234 G---172 SERIAL 17256513 THRU 17259223 H---172 SERIAL 17256513 THRU 17259903 J---172 SERIAL 17259904 THRU 17263458 F172 SERIAL F17200805 THRU F17201234 K---172 SERIAL 17256513 THRU 17260758 F172 SERIAL F17200805 THRU F17200904 L---172 SERIAL 17260759 THRU 17263458 F172 SERIAL F17200905 THRU F17201234 M---172 SERIAL 17259224 THRU 17260758 F172 SERIAL F17200805 THRU F17200904 N---172 SERIAL 17263056 THRU 17263458</p>		

This page intentionally left blank.

Electrical Equipment (Cont)

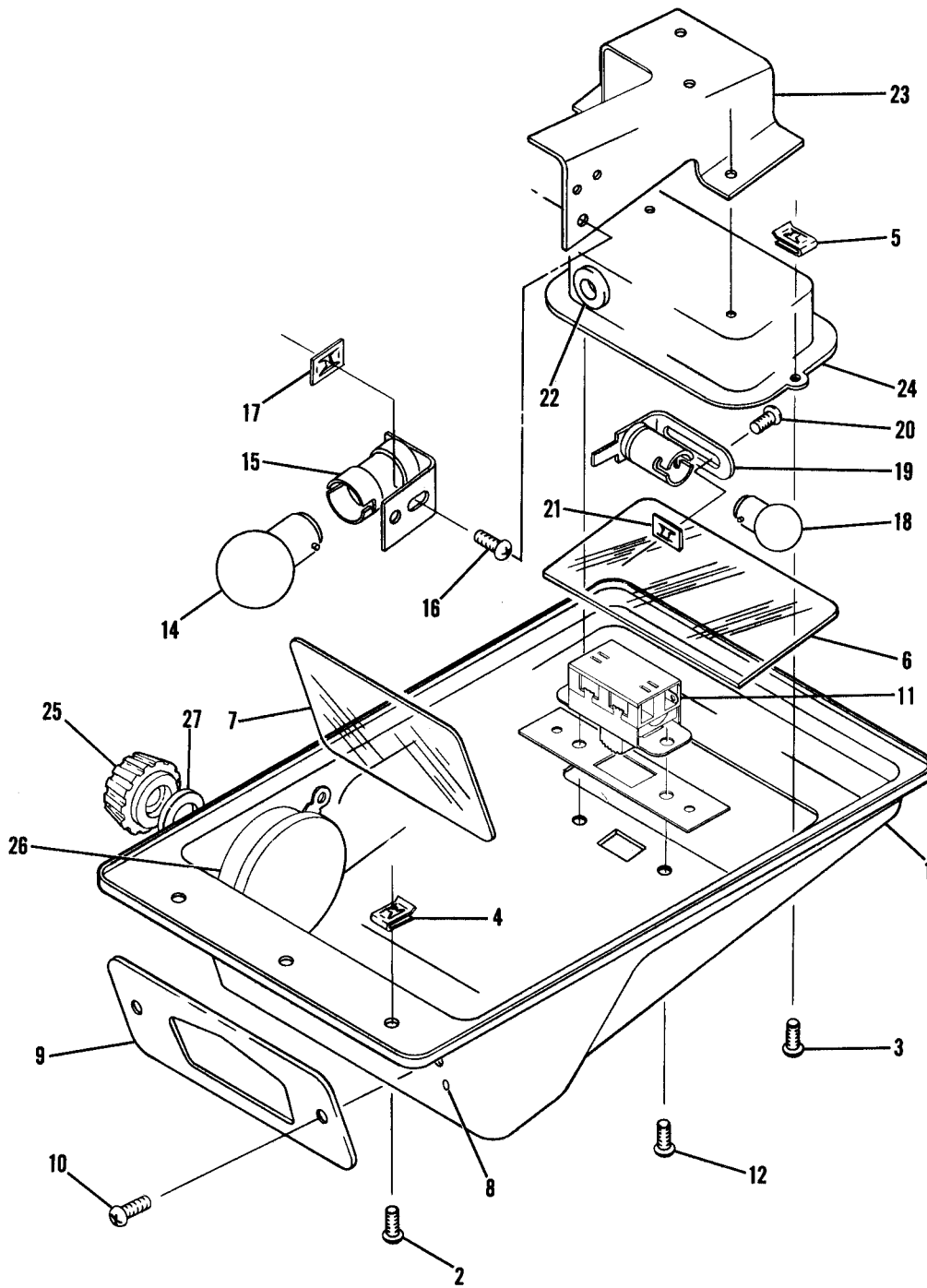


P172 SERIAL P17257120 THRU P17257188

Figure 192. Fuselage Electrical Equipment Installation

FIGURE AND INDEX NO.	PART NUMBER	DESCRIPTION	UNITS PER ASSY	USABLE ON CODE
		1 2 3 4 5 6 7		
192 -		FUSELAGE ELECTRICAL EQUIPMENT INSTALLATION -----	NP	A
- 1	AN2552-3A	GROUND SERVICE PLUG INSTALLATION -----	1	
		RECEPTACLE-GROUND SERVICE PLUG -----	1	
		ATTACHING PARTS -----		
- 2	AN510-10R16	SCREW -----	2	
- 3	MS21044N3	NUT -----	2	
		-----*-----		
- 4	0513156-2	BRACKET-GROUND SERVICE PLUG -----	1	
		ATTACHING PARTS -----		
	CR763-4-2	RIVET CR -----	3	
		-----*-----		
- 5	0312155-10	STRAP-GROUND -----	1	
- 6	0513156-3	LID ASSEMBLY-GROUND SERVICE PLUG -----	1	
	0850500-17	SPRING-GROUND SERVICE PLUG -----	1	
	MS20253-2	PIN-HINGE 2.25 IN LG BULK ITEM REF MS20253-2-225	1	
- 7	0500130-1	PLACARD -----	1	
- 8	0713511-1	FLASHER-NAVIGATION LIGHT -----	1	
		ATTACHING PARTS -----		
	S102126-6	SCREW -----	4	
	NAS446-2-3	NUT -----	4	
		-----*-----		
- 9	SEE FIG 196	LANDING LIGHT INSTALLATION -----	1	
-10	SEE FIG 193	INSTRUMENT PANEL LIGHT -----	1	
		GENERATOR INSTALLATION-35 AMP -----	1	
-11	0500037-2	GENERATOR INSTALLATION -----	1	
-12	0500038-1	PLACARD-35 AMP GENERATOR FUSE -----	1	
	S1091-35	FUSE-35 AMP -----	2	
-13	0413205-10	REGULATOR-VOLTAGE 35 AMP -----	1	
		ATTACHING PARTS -----		
-14	AN4-6A	BOLT -----	3	
		-----*-----		
-15	0511319-201 *	BATTERY KIT -----	1	
	0511319-2	BATTERY -----	1	
	0511319-5	PLACARD -----	1	
-16	0412007-1	STRAP-BATTERY GROUND -----	1	
		ATTACHING PARTS -----		
	AN4-5A	BOLT -----	1	
	AN970-4	WASHER -----	1	
		-----*-----		
-17	0712603-2	CONTACTOR ASSEMBLY-MASTER SOLENOID -----	1	
		ATTACHING PARTS -----		
	AN3-3A	BOLT -----	2	
	AN960-10L	WASHER -----	2	
	MS21044N3	NUT -----	2	
		-----*-----		
-18		DELETED-NEVER USED -----		
-19	SEE FIG 98	ROTATING BEACON INSTALLATION -----	1	
-20	S1091-1	FUSE-ELECTRIC CLOCK 1 AMP -----	1	
	S1090-22	FUSEHOLDER-ELECTRIC CLOCK 1 AMP -----	1	
	S1090-23	CAP-FUSE 1 AMP -----	1	
-21	S1407-6	HORN ASSEMBLY-STALL WARNING -----	1	
-22	0500062-PA1	CABLE-BATTERY CONTACTOR -----	1	
<p>NOTE. *THIS KIT INCLUDES DRY BATTERY & ELECTROLYTE</p> <p>A---P172 SERIAL P17257120 THRU P17257188 FP172 SERIAL FP172-0001 THRU FP172-0003</p>				

Electrical Equipment (Cont)



172 SERIAL 17249545 THRU 17259223
 F172 SERIAL F172-0001 THRU F17200754
 P172 SERIAL P17257120 THRU P17257188

Figure 193. Instrument Panel Lights Installation

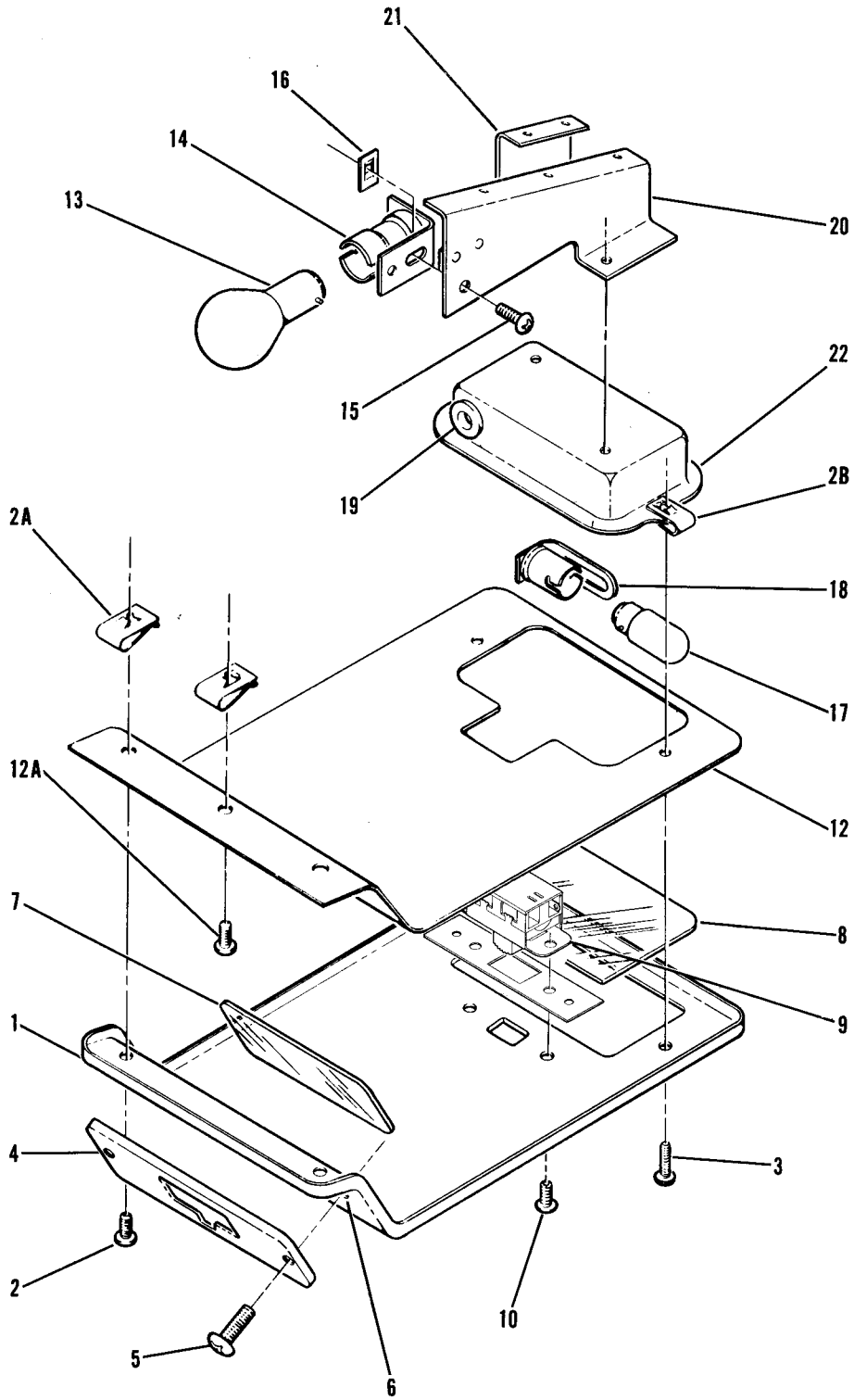


FIGURE AND INDEX NO.	PART NUMBER	DESCRIPTION							UNITS PER ASSY	USABLE ON CODE
		1	2	3	4	5	6	7		
193 -		INSTRUMENT PANEL LIGHT INSTALLATION -----							NP	G
- 1	0511482-1								1	A
	0511482-9	□							1	B
- 2	S1021Z6-6								2	
- 3	S1021Z4-8								2	
- 4	NAS395-3-3								2	
- 5	NAS395-1-3								2	
- 6	0413141-1								1	
- 7	0511482-3								1	
- 8	NAS680A06K								1	
- 9	0511482-5	□							1	E
	0511482-20	□							1	F
-10	AN515-6R10								2	
	AN960-6L								2	
-11	S1831-1								1	
-12	AN515-4R4								2	
-13										
-14	MS15584-2								1	
-15	0513208-1								1	
-16	S1021Z6-6								1	
-17	NAS446-2-3								1	
-18	S1876-1								1	
-19	0413138								1	
-20	S1021Z4-6								1	
-21	NAS395-1-3								1	
-22	MS35489-4								1	
-23	0511483-2								1	
-24	0413140-5								1	
-25	S1390-5								1	D
-26	0713247-200								1	C
	S1880-2								1	D
-27	S1450-4A14-032								1	D

NOTE. □THIS PART NUMBER MUST HAVE A SECOND DASH NUMBER ADDED TO DENOTE COLOR. REFER TO HOW TO ORDER INTERIOR PARTS-PAGE XIX.

- A---172 SERIAL 17249545 THRU 17250573
P172 SERIAL P17257120 THRU P17257188
F172 SERIAL F172-0001 THRU F172-0018
FP172 SERIAL FP172-0001 THRU FP172-0003
- B---172 SERIAL 17250573 THRU 17259223
F172 SERIAL F172-0019 THRU F17200774
- C---172 SERIAL 17250573 THRU 17253786
F172 SERIAL F172-0019 THRU F172-0251
- D---172 SERIAL 17253787 THRU 17259223
F172 SERIAL F172-0252 THRU F17200754
- E---172 SERIAL 17249545 THRU 17254892
F172 SERIAL F172-0001 THRU F172-0319
P172 SERIAL P17257120 THRU P17257188
FP172 SERIAL FP172-0001 THRU FP172-0003
- F---172 SERIAL 17254893 THRU 17259223
F172 SERIAL F172-0320 THRU F17200754
- G---172 SERIAL 17249545 THRU 17259223
F172 SERIAL F172-0001 THRU F17200754
P172 SERIAL P17257120 THRU P17257188
FP172 SERIAL FP172-0001 THRU FP172-0003

Electrical Equipment (Cont)

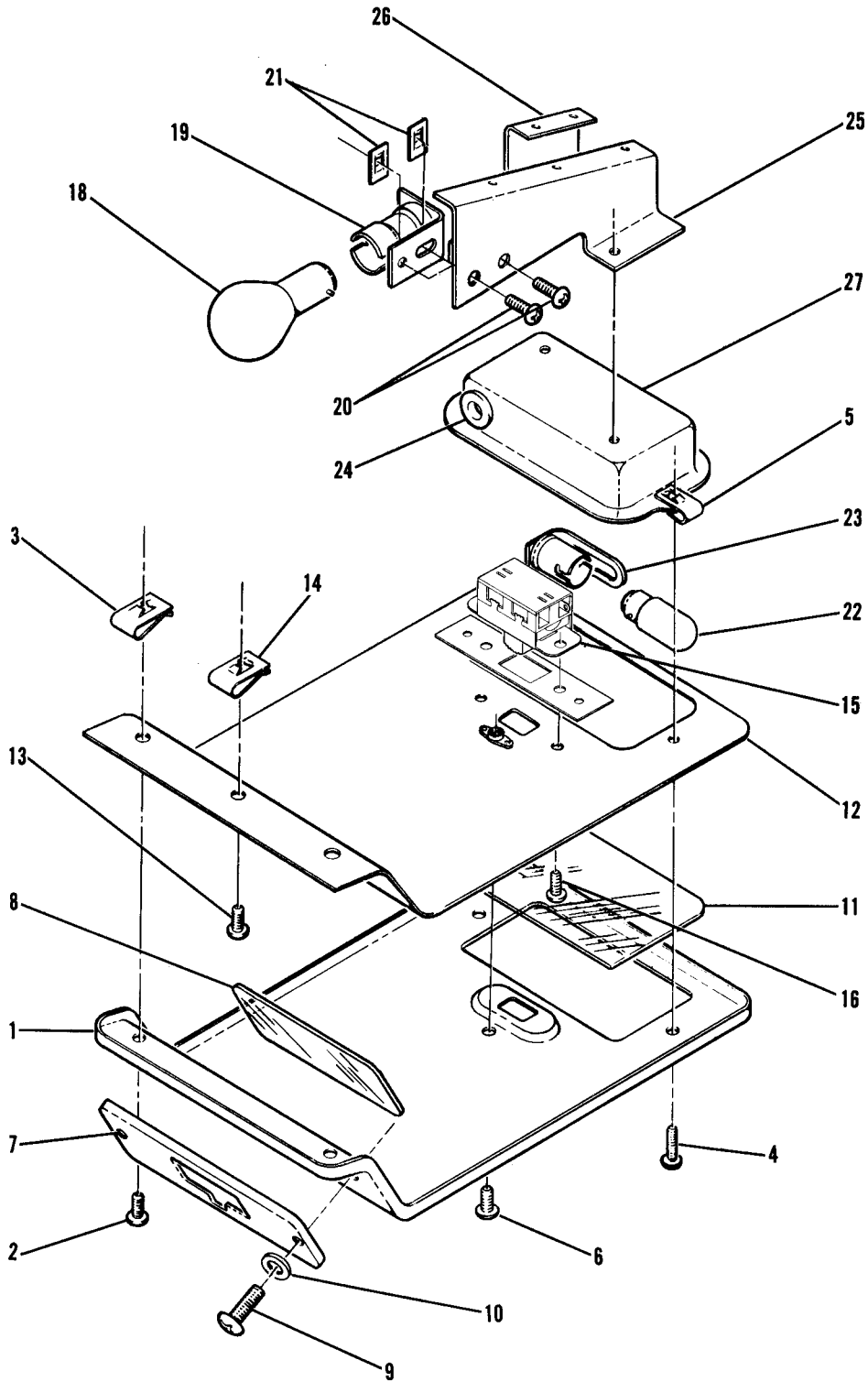


172 SERIAL 17259224 THRU 17259665
F172 SERIAL F17200755 THRU F17200804

Figure 194. Instrument Panel Lights Installation

FIGURE AND INDEX NO.	PART NUMBER		DESCRIPTION	UNITS PER ASSY	USABLE ON CODE
194 -			1 2 3 4 5 6 7		
- 1	0414013-6	□	INSTRUMENT PANEL LIGHT INSTALLATION ----- COVER ASSEMBLY ----- ATTACHING PARTS -----	NP 1	A
- 2	S102126-8		SCREW -----	3	
- 2A	NAS395-3-3		NUTPLATE -----	3	
- 2B	NAS395-1-3		NUTPLATE -----	2	
- 3	S102124-8		SCREW ----- ---*---	2	
- 4	0414013-7	□	SHIELD ----- ATTACHING PARTS -----	1	
- 5	AN515-6R10		SCREW ----- ---*---	2	
- 6	NAS680A06K		NUTPLATE -----	2	
- 7	0414013-4		LENS -----	1	
- 8	0413141-1		LENS -----	1	
- 9	S1831-1		SWITCH-DOME LIGHT ----- ATTACHING PARTS -----	1	
-10	AN515-4R4		SCREW -----	2	
-11			DELETED-NOT USED ----- ---*---		
-12	0413503-2		SUPPORT-OVERHEAD CONSOLE ----- ATTACHING PARTS -----	1	
-12A	S102126-8		SCREW -----	1	
	NAS395-3-3		NUTPLATE ----- ---*---	1	
-13	MS15584-2		LAMP -----	1	
-14	0513208-1		SOCKET ----- ATTACHING PARTS -----	1	
-15	S102126-6		SCREW -----	1	
-16	NAS446-2-3		NUT ----- ---*---	1	
-17	S1876-1		LAMP -----	1	
-18	0413138		SOCKET -----	1	
-19	MS35489-4		GROMMET -----	1	
-20	0413495-1		BRACKET ASSEMBLY -----	1	
-21	0413495-2		BRACKET-LH -----	1	
-22	0413495-3		BRACKET-RH -----	1	
	0413140-5		REFLECTOR -----	1	
<p>NOTE. □THIS PART MUST HAVE A SECOND DASH NUMBER ADDED TO DENOTE COLOR. REFER TO HOW TO ORDER INTERIOR PARTS-PAGE XIX.</p> <p>A---172 SERIAL 17259224 THRU 17259665 F172 SERIAL F17200755 THRU F17200804</p>					

Electrical Equipment (Cont)



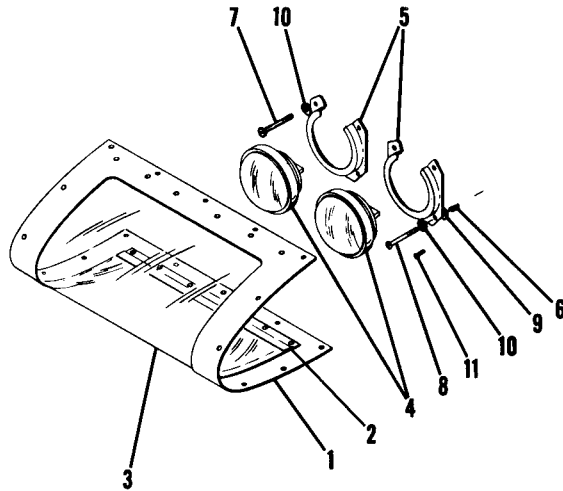
172 SERIAL 17259666 THRU 17263458
F172 SERIAL F17200805 THRU F17201234

Figure 195. Instrument Panel Lights Installation



FIGURE AND INDEX NO.	PART NUMBER	DESCRIPTION	UNITS PER ASSY	USABLE ON CODE
195 -		1 2 3 4 5 6 7		
- 1	0414013-9	INSTRUMENT PANEL LIGHT INSTALLATION COVER ASSEMBLY -----	NP 1	A
- 2	S102126-8	ATTACHING PARTS SCREW -----	2	
- 3	NAS395-3-3	NUT -----	2	
- 4	S102124-8	SCREW -----	2	
- 5	NAS395-1-3	NUT -----	2	
- 6	S102128-10	SCREW -----	1	
		---*---		
- 7	0414013-7	SHIELD -----	1	
- 8	0414013-4	LENS -----	1	
- 9	AN515-6R10	SCREW -----	2	
-10	AN96008L	WASHER -----	2	
-11	0413141-1	LENS -----	1	
-12	0413503-8	SUPPORT ASSEMBLY-OVERHEAD CONSOLE ATTACHING PARTS	1	
-13	S102126-8	SCREW -----	1	
-14	NAS395-3-3	NUT -----	1	
		---*---		
-15	S1831-1	SWITCH-DOME LIGHT ----- ATTACHING PARTS	1	
-16	AN515-4R4	SCREW -----	2	
-17		DELETED-NOT USED ----- ---*---		
-18	MS15584-2	LAMP -----	1	
-19	0513208-1	SOCKET -----	1	
		ATTACHING PARTS		
-20	S102126-4	SCREW -----	2	
-21	NAS446-2-1	NUT -----	2	
		---*---		
-22	S1876-1	LAMP -----	1	
-23	0413138	SOCKET -----	1	
-24	MS35489-4	GROMMET -----	1	
		BRACKET ASSEMBLY -----	1	
-25	0413495-1	BRACKET LH -----	1	
-26	0413495-3	BRACKET RH -----	1	
-27	0413140-5	REFLECTOR -----	1	
		NOTE. #THIS PART MUST HAVE A SECOND DASH NUMBER ADDED TO DENOTE COLOR. REFER TO HOW TO ORDER INTERIOR PARTS-PAGE XIX.		
		A---172 SERIAL 17259666 THRU 17263458 F172 SERIAL F17200805 THRU F17201234		

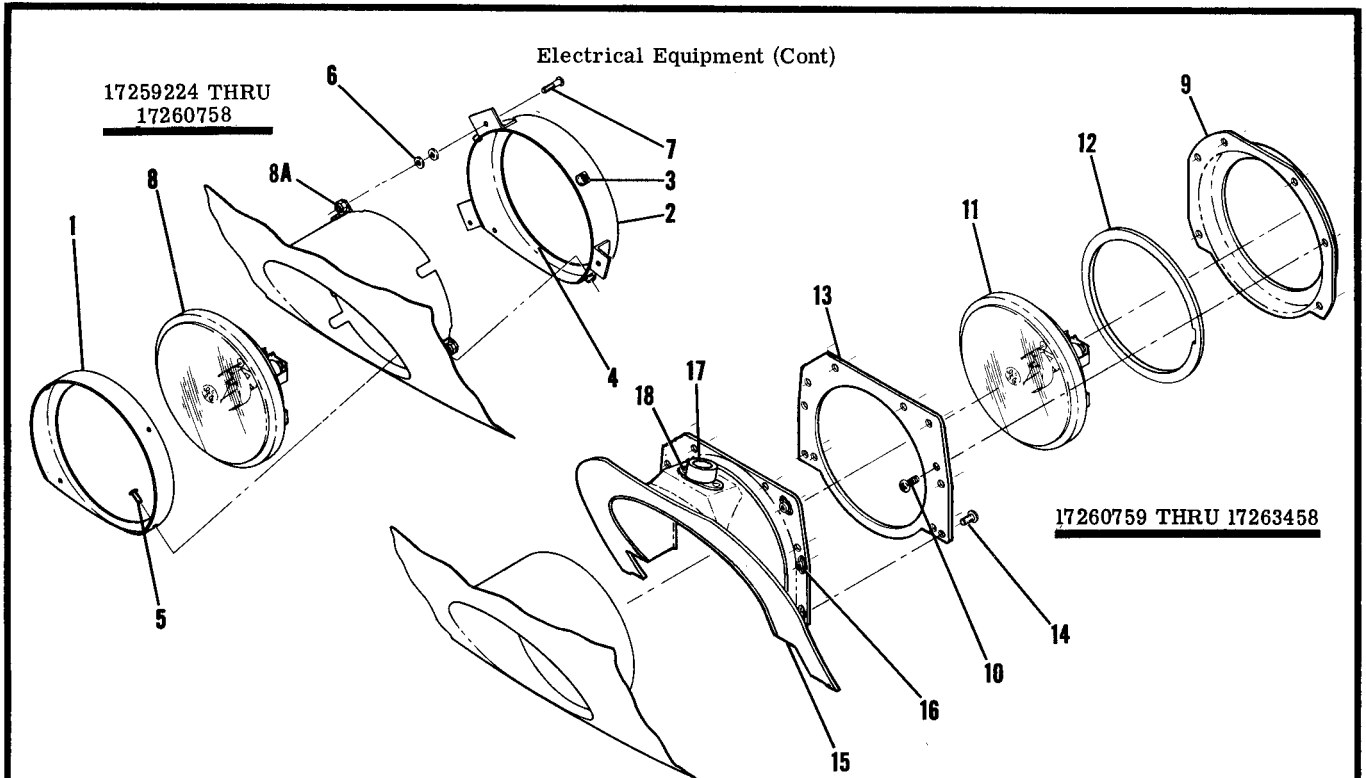
Electrical Equipment (Cont)



F172 SERIAL F172-0001 THRU F17200804
 172 SERIAL 17249545 THRU 17259223
 P172 SERIAL P17257120 THRU P17257188

Figure 196. Landing Light Installation

FIGURE AND INDEX NO.	PART NUMBER	DESCRIPTION	UNITS PER ASSY	USABLE ON CODE
196 -		1 2 3 4 5 6 7		
- 1	0523115	LANDING LIGHTS INSTALLATION -----	NP	A
- 2	0523115-3	WINDOW ASSEMBLY-LANDING LIGHT -----	1	
- 3	0523115-5	RETAINER -----	2	
- 4	0523118-1	WINDOW-PLEXIGLASS -----	1	
- 5	0423542-6	LIGHT-LANDING -----	2	
- 6	0713124-1	ATTACHING PARTS -----		
- 7	AN515-8R26	CHANNEL -----	1	
- 8	AN515-8R22	SPRING -----	8	
- 9	AN960-8L	SCREW -----	1	
- 10	AN960-10	SCREW -----	7	
- 11	AN515-8R7	WASHER -----	8	
	MS21044N08	WASHER -----	AR	
		---*---		
		SCREW -----	1	
		NUT -----	1	
		A---P172 SERIAL P17257120 THRU P17257188		
		FP172 SERIAL FP172-0001 THRU FP172-0003		
		172 SERIAL 17249545 THRU 17259223		
		F172 SERIAL F172-0001 THRU F17200804		

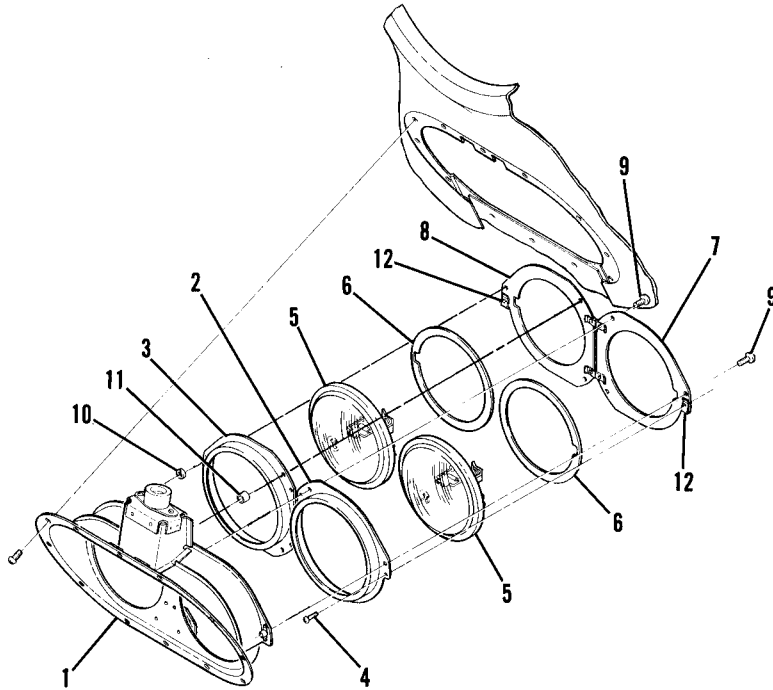


172 SERIAL 17259224 THRU 17263458
F172 SERIAL F17200805 THRU F17201234

Figure 197. Landing Light Installation

FIGURE AND INDEX NO.	PART NUMBER	DESCRIPTION	UNITS PER ASSY	USABLE ON CODE
197 -		1 2 3 4 5 6 7		
- 1	0552122-1	LANDING LIGHT INSTALLATION -----	NP	A
- 2	0552119-6	BRACKET -----	1	
- 3	NAS1067A3	BRACKET ASSEMBLY-SUPPORT -----	1	
- 4	S2108-2-17.00	NUT -----	4	
- 5	AN520-10R6	SEAL-VINYL FOAM -----	1	
- 6	NAS620-8L	SCREW -----	4	
- 7	NAS620-8	WASHER MAX. OF 2 -----	AR	
- 8	AN515-8R8	WASHER ALT -----	AR	
- 8A	4522	SCREW -----	4	
- 8A	AN256F8	LAMP -----	1	
- 9	1752111-3	ANGLE NUT -----	3	
- 10	AN520-10R8	LANDING LIGHT INSTALLATION -----	NP	B
- 11	4522	BRACKET ASSY-LANDING LIGHT AFT -----	1	
- 12	1752113-1	ATTACHING PARTS -----		
- 13	1752110-3	SCREW -----	6	
- 14	AN520-10R8	*-----		
- 15	0552133-5	LAMP -----	1	
- 16	NAS697A3	GASKET -----	1	
- 17	S1115-29	BRACKET-LANDING LIGHT FWD -----	1	
- 18	AN515-8-6	ATTACHING PARTS -----		
		SCREW -----	11	
		*-----		
		SUPPORT DOUBLER ASSY-LANDING LIGHT -----	1	
		NUTPLATE -----	5	
		SHOCKMOUNT -----	1	
		SCREW -----	2	
A---172 SERIAL 17259224 THRU 17260758 F172 SERIAL F17200805 THRU F17200881 B---172 SERIAL 17260759 THRU 17263458 F172 SERIAL F17200882 THRU F17201234				

Electrical Equipment (Cont)



172 SERIAL 17261899 THRU 17263458
 F172 SERIAL F17201035 THRU F17201234
 Figure 198. Dual Landing Lights

FIGURE AND INDEX NO.	PART NUMBER	DESCRIPTION	UNITS PER ASSY	USABLE ON CODE
198 -		1 2 3 4 5 6 7		
- 1	SEE FIG 120	LANDING LIGHT INSTALLATION -----	NP	A
- 2	1752118-1	SUPPORT ASSEMBLY-LANDING LIGHT -----	1	
- 3	1752118-2	BRACKET-LH -----	1	
		BRACKET-RH -----	1	
- 4	S1021Z6-8	ATTACHING PARTS		
		SCREW -----	3	
		*-----		
- 5	4509	LAMP GE -----	2	
- 6	0752646-1	GASKET -----	AR	
- 7	1752118-3	PLATE ASSEMBLY-LH -----	1	
- 8	1752118-4	PLATE ASSEMBLY-RH -----	1	
		ATTACHING PARTS		
- 9	AN515-8R8	SCREW -----	3	
- 10	NAS430D3-7	SPACER RH ONLY -----	1	
- 11	NAS430D3-16	SPACER RH ONLY -----	1	
		*-----		
- 12	NAS448-1-3	NUT -----	3	
		A---172 SERIAL 17261899 THRU 17263458 F172 SERIAL F17201035 THRU F17201234		

Electrical Equipment (Cont)

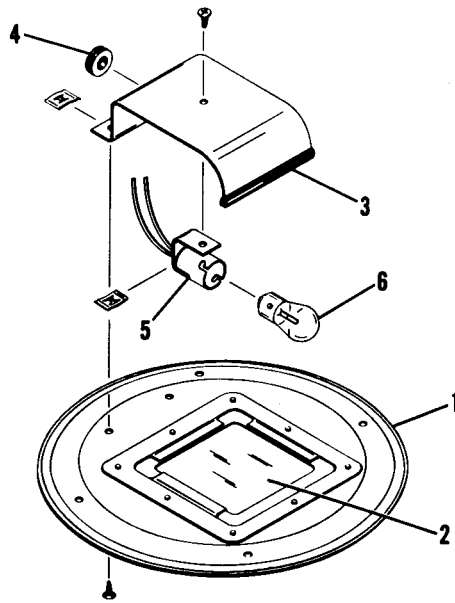
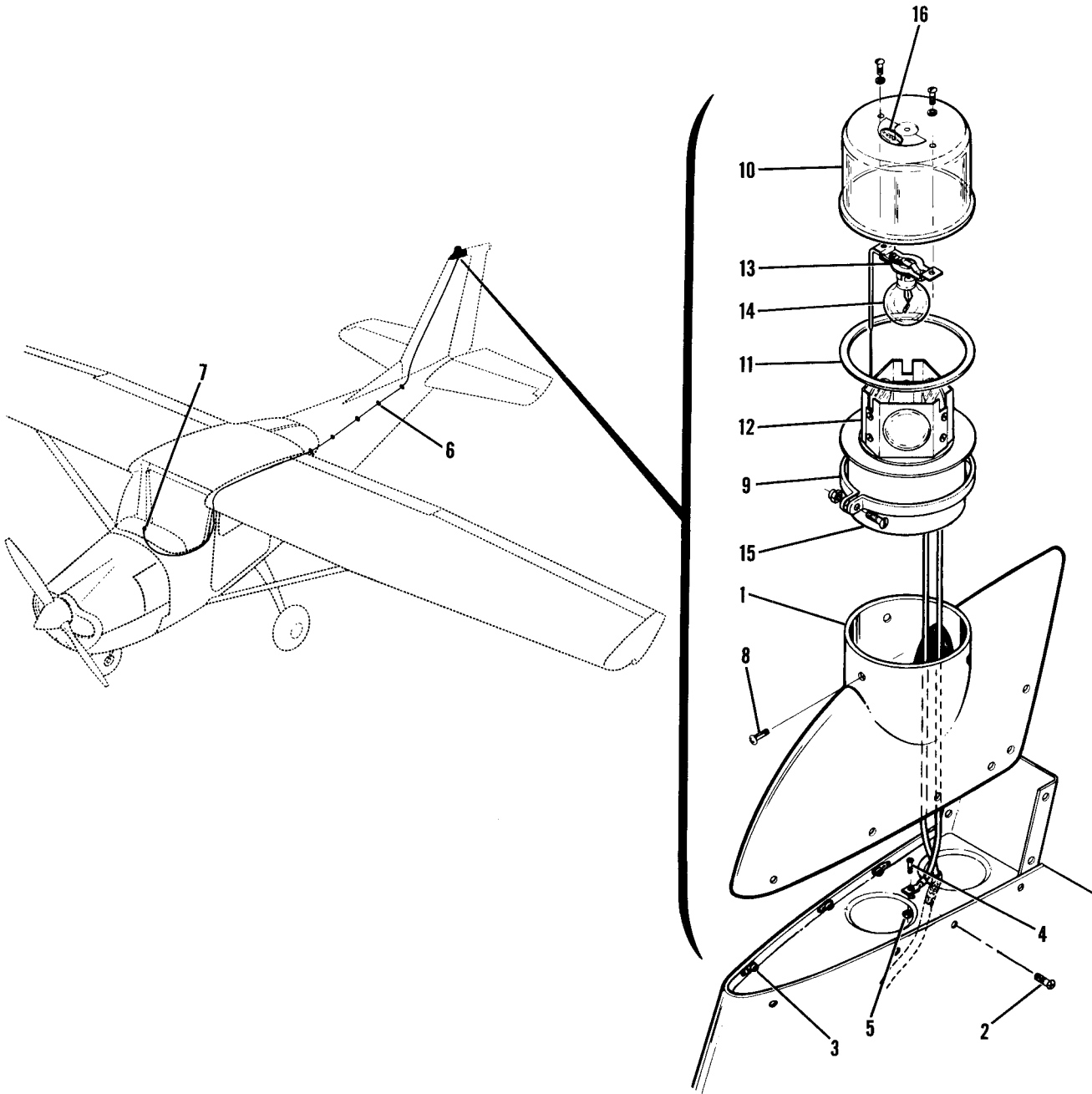


Figure 199. Courtesy Light Installation

FIGURE AND INDEX NO.	PART NUMBER	DESCRIPTION	UNITS PER ASSY	USABLE ON CODE
		1 2 3 4 5 6 7		
199 -		COURTESY LIGHT INSTALLATION -----	NP	
- 1	0521101-2	PLATE ASSEMBLY-COURTESY LIGHT -----	2	
	S102128-6	ATTACHING PARTS -----		
		SCREW -----	4	
		-----*		
- 2	0521101-6	LENS -----	1	
	0700616-1	SHIELD ASSEMBLY-COURTESY LIGHT -----	2	
		ATTACHING PARTS -----		
	S102126-8	SCREW -----	1	
	AN515-6R5	SCREW -----	1	
	NAS446-2-3	NUT -----	1	
	MS21044N06	NUT -----	1	
		-----*		
- 3	S1055-1	CHANNEL 2.25 IN LONG BULK ITEM -----	1	
		REF S-1055-1-2.25		
- 4	MS35489-134	GROMMET -----	1	
- 5	0513208-1	SOCKET ASSEMBLY -----	1	
		ATTACHING PARTS -----		
	S102126-6	SCREW -----	1	
	NAS446-2-3	NUT -----	1	
		-----*		
- 6	MS15584-2	LAMP -----	2	

Electrical Equipment (Cont)



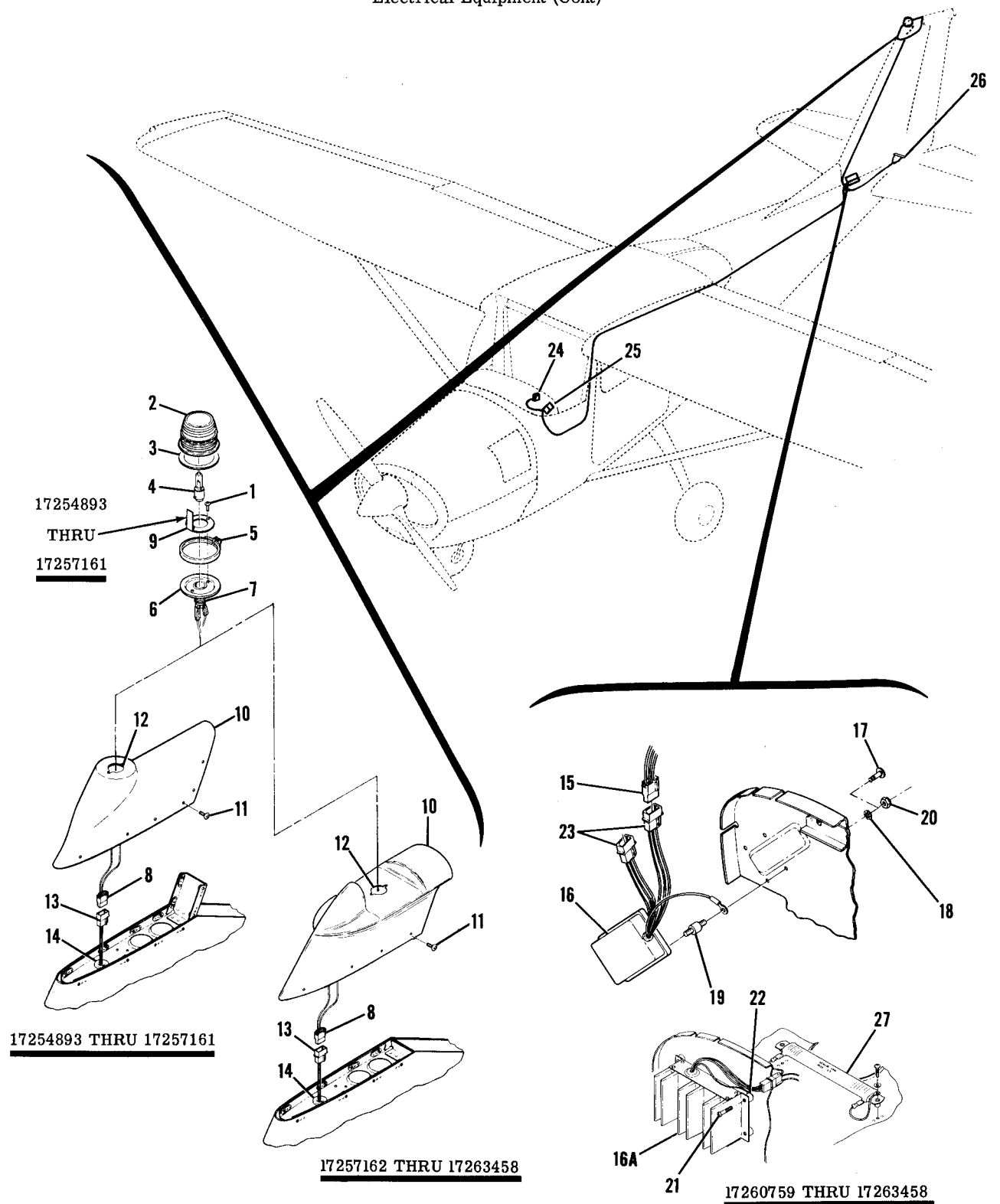
172 SERIAL 17249545 THRU 17254892
F172 SERIAL F172-0001 THRU F172-0319
P172 SERIAL P17257120 THRU P17257188

Figure 200. Rotating Beacon Installation



FIGURE AND INDEX NO.	PART NUMBER	DESCRIPTION	UNITS PER ASSY	USABLE ON CODE
		1 2 3 4 5 6 7		
200 -		ROTATING BEACON INSTALLATION -----	NP	C
- 1	0531007-3-791	TIP-ROTATING BEACON -----	1	
		ATTACHING PARTS -----		
- 2	S1021Z6-4	SCREW -----	12	
- 3	NAS445-2	NUT -----	8	
		---*---		
- 4	AN515-8R8	SCREW-GROUND -----	1	
- 5	MS21044V08	NUT-GROUND -----	1	
- 6	MS35489-6	GROMMET -----	5	
- 7	S1232-10	CIRCUIT BREAKER ASSEMBLY -----	1	A
	S1360-10	CIRCUIT BREAKER ASSEMBLY -----	1	B
	0713026-4	SWITCH-CIRCUIT BREAKER -----	1	B
	0700120-1	ROTATING BEACON ASSEMBLY -----	1	
		ATTACHING PARTS -----		
- 8	AN515-6R6	SCREW -----	3	
		---*---		
- 9	WRM25	CLAMP ASSEMBLY WHEL -----	1	
-10	WRM10	DOME ASSEMBLY WHEL -----	1	
-11	WRM30	GASKET-DOME WHEL -----	1	
-12	WRM20	LENS ASSEMBLY WHEL -----	1	
-13	WRM15	SOCKET ASSEMBLY WHEL -----	1	
-14	WRM44-12	BULB WHEL -----	1	
-15	WRM39	MOTOR ASSEMBLY 12 VOLT WHEL -----	1	
-16	S1433-1	PLACARD-CESSNA LABEL -----	1	
		A---172 SERIAL 17249545 THRU 17250572 P172 SERIAL P17257120 THRU P17257188 F172 SERIAL F172-0001 THRU F172-0018 FP172 SERIAL FP172-0001 THRU FP172-0003		
		B---172 SERIAL 17250573 THRU 17254892 F172 SERIAL F172-0019 THRU F172-0319		
		C---172 SERIAL 17249545 THRU 17254892 F172 SERIAL F172-0001 THRU F172-0319 P172 SERIAL P17257120 THRU P17257188 FP172 SERIAL FP172-0001 THRU FP172-0003		

Electrical Equipment (Cont)



172 SERIAL 17254893 THRU 17263458
F172 SERIAL F172-0320 THRU F17201234

Figure 201. Flashing Beacon Light Installation

FIGURE AND INDEX NO.	PART NUMBER	DESCRIPTION	UNITS PER ASSY	USABLE ON CODE
201 -		1 2 3 4 5 6 7 FLASHING BEACON LIGHT INSTALLATION -----		
	C621001-0106	LIGHT ASSEMBLY-FLASHING BEACON FSO C621001-0106 -----	NP	A
		LIGHT ASSEMBLY-FLASHING BEACON -----	1	G
		ATTACHING PARTS -----	1	H
- 1	AN515-8R8	SCREW -----	2	
		-----*		
- 2	C17325	DOME AESC -----	1	
- 3	C17330	GASKET AESC -----	1	
- 4	C17312-3	LAMP AESC -----	1	G
	40-14	LAMP AESC -----	1	H
- 5	C17326	CLAMP ASSEMBLY AESC -----	1	
- 6	C17331-3	PLATE-MOUNTING AESC -----	1	G
	C17331-6	PLATE-MOUNTING AESC -----	1	H
- 7	C17313	SOCKET ASSEMBLY AEFS -----	1	
- 8	S1638-1	HOUSING-PLUG -----	1	
- 9	0731607-2	BAFFLE-FLASHING BEACON -----	1	B
-10	0531009-1	TIP ASSEMBLY-FIN -----	1	B
	0531013-2	TIP ASSEMBLY-FIN -----	1	C
		ATTACHING PARTS -----		
-11	S1021Z6-4	SCREW -----	12	
		-----*		
-12	NAS680A08	NUTPLATE -----	2	
-13	S1638-2	HOUSING CAP -----	1	
-14	MS35489-13	GRDMMET -----	1	
-15	S1638-1	HOUSING PLUG -----	1	
-16	C594501-0201	FLASHER ASSEMBLY-BEACON LIGHT WEU C594501-0203 -----	1	D
	C594501-0203	FLASHER ASSEMBLY-BEACON LIGHT -----	1	E
-16A	C594502-0101	FLASHER ASSEMBLY-BEACON LIGHT -----	1	K
		ATTACHING PARTS -----		
-17	AN515-8R6	SCREW -----	3	B
-18	AN936A8	WASHER -----	3	
-19	0411059-4	MOUNT -----	3	J
-20	MS21044N08	NUT -----	3	C
-21	AN515-8R8	SCREW -----	4	K
-22	NAS43003-16	SPACER -----	4	K
		-----*		
-23	S1638-2	HOUSING -----	2	E
	S1638-2	HOUSING -----	2	K
-24		CIRCUIT BREAKER SEE INSTRUMENT PANEL -----	1	
-25		SWITCH SEE INSTRUMENT PANEL -----	1	
-26	ZR075-11.5	RESISTOR -----	1	F
-27	OR95-1.5	RESISTOR -----	1	K
		ATTACHING PARTS -----		
	AN515-8R11	SCREW -----	2	
		-----*		
		A---172 SERIAL 17254893 THRU 17263458 F172 SERIAL F172-0320 THRU F17201234		
		B---172 SERIAL 17254893 THRU 17257161 F172 SERIAL F172-0320 THRU F172-0559		
		C---172 SERIAL 17257162 THRU 17263458 F172 SERIAL F172-0560 THRU F17201234		
		D---172 SERIAL 17254893 THRU 17258801 F172 SERIAL F172-0320 F172-0779		
		E---172 SERIAL 17258802 THRU 17260758 F172 SERIAL F17200755 THRU F17200904		
		F---172 SERIAL 17259140 THRU 17260758 F172 SERIAL F17200755 THRU F17200904		
		G---172 SERIAL 17254893 THRU 17261419 F172 SERIAL F172-0320 THRU F17201034		
		H---172 SERIAL 17261420 THRU 17263458 F172 SERIAL F17201035 THRU F17201234		
		J---172 SERIAL 17257162 THRU 17260758 F172 SERIAL F172-0560 THRU F17200904		
		K---172 SERIAL 17260759 THRU 17263458 F172 SERIAL F17200905 THRU F17201234		

Electrical Equipment (Cont)

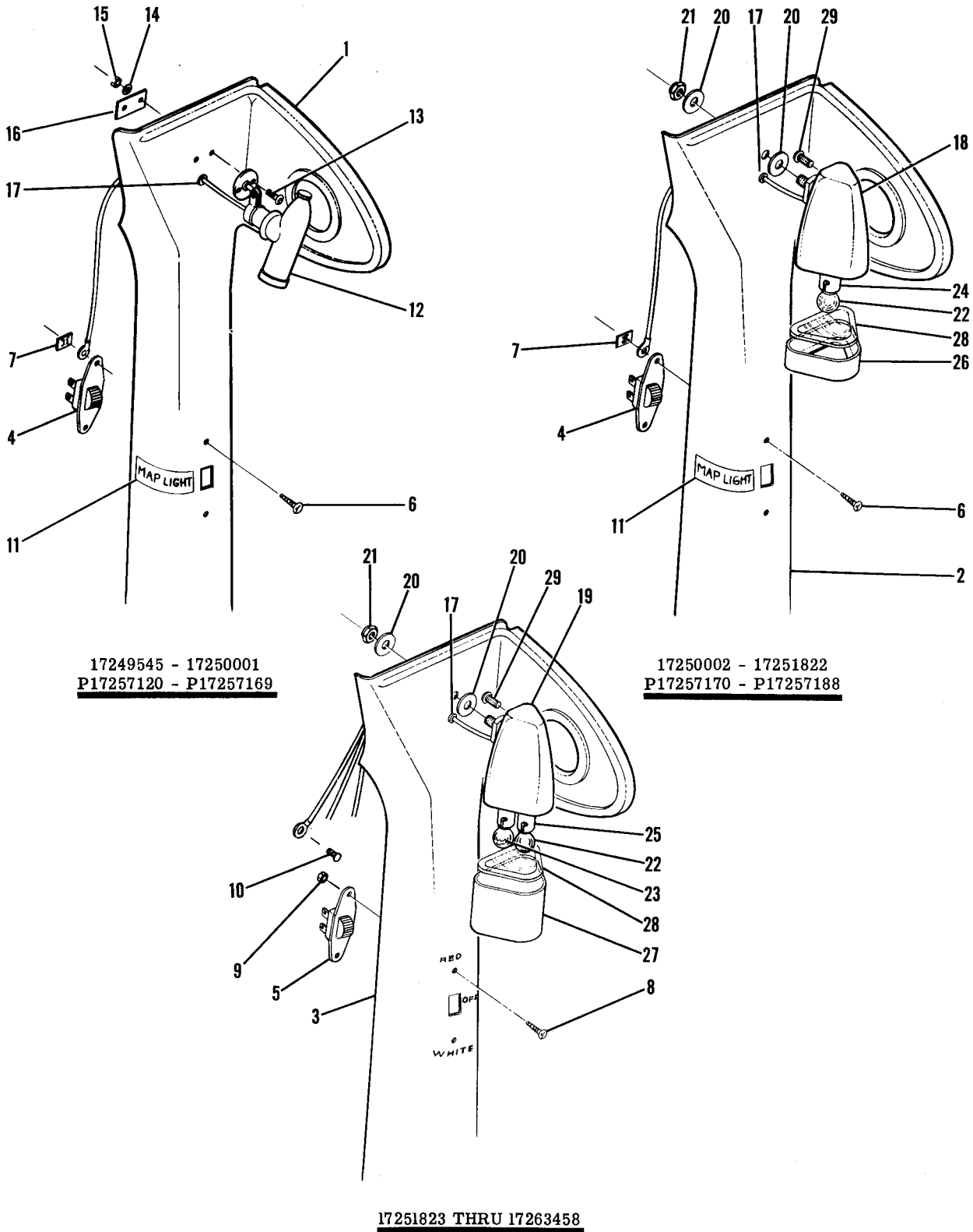
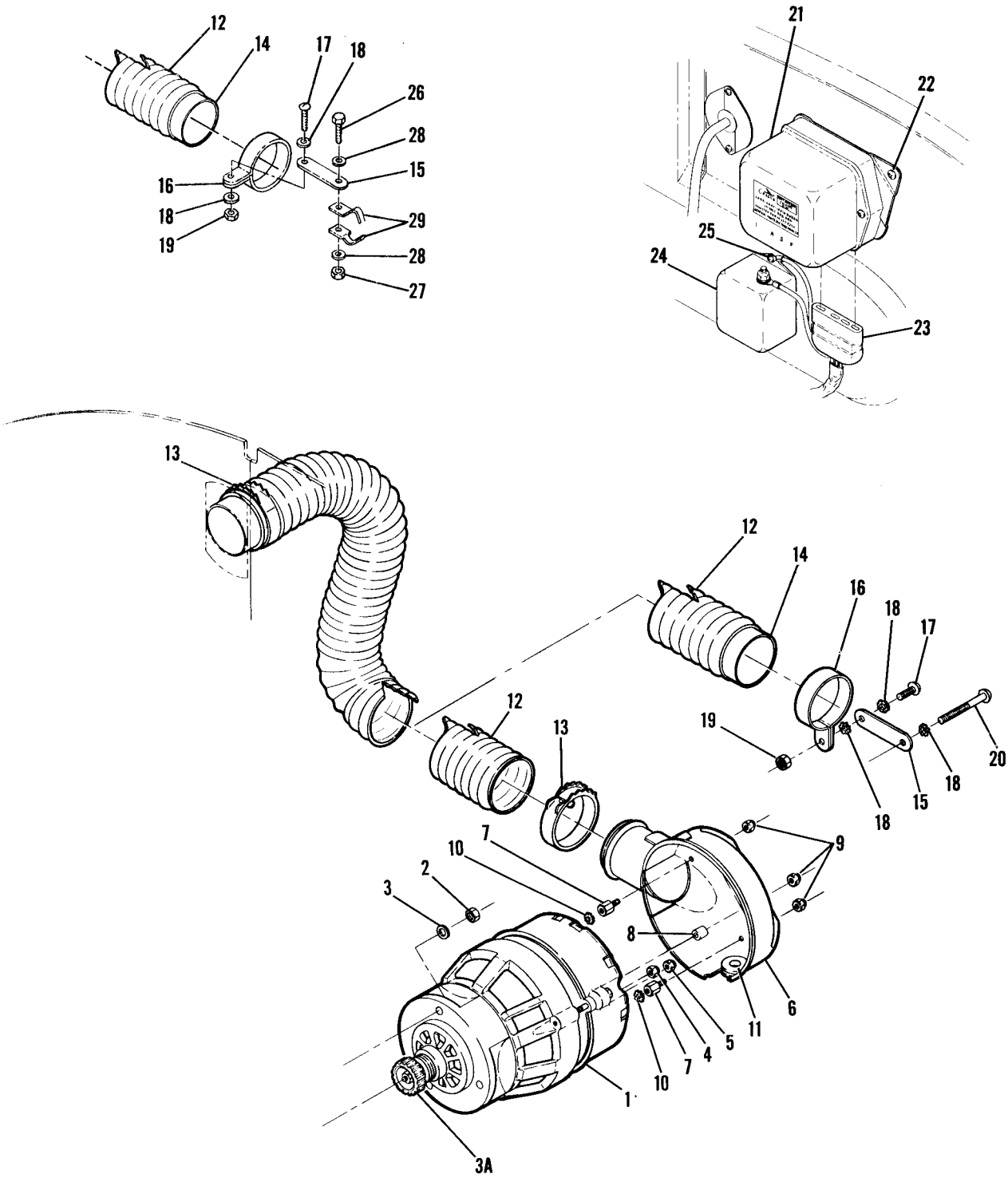


Figure 202. Map Light Installation



FIGURE AND INDEX NO.	PART NUMBER	DESCRIPTION	UNITS PER ASSY	USABLE ON CODE
		1 2 3 4 5 6 7		
202 -		MAP LIGHT INSTALLATION -----	NP	
- 1	0711133-15	SHIELD-FRONT DOORPOST LH -----	1	A
- 2	0711133-17	SHIELD-FRONT DOORPOST LH -----	1	B
- 3	0711133-33	SHIELD-FRONT DOORPOST LH -----	1	F
	0711133-49	SHIELD-FRONT DOORPOST LH WHEN EXHAUSTED USE 0413484-4 -----	1	G
	0413484-4	SHIELD ASSEMBLY-FRONT DOORPOST -----	1	H
	0413484-9	SHIELD ASSEMBLY-FRONT DOOR POST -----	1	J
	0413484-11	SHIELD ASSEMBLY-FRONT DOOR POST -----	1	K
	0413484-13	SHIELD ASSEMBLY-FRONT DOOR POST -----	1	L
- 4	0713029	SWITCH-MAP LIGHT -----	1	C
- 5	S1501-1	SWITCH-MAP LIGHT -----	1	D
		ATTACHING PARTS		
- 6	S102124-6	SCREW -----	2	C
- 7	NAS446-1-3	NUT -----	2	C
- 8	AN515-3R6	SCREW -----	2	D
- 9	AN340-3	NUT -----	2	D
		-----*		
-10	S102124-4	SCREW GROUND WIRE -----	1	D
-11	0713210-4	PLACARD-MAP LIGHT -----	1	C
-12	0713017-22	SPOTLIGHT ASSEMBLY -----	1	A
		ATTACHING PARTS		
-13	AN515-6R8	SCREW -----	2	A
-14	AN960-6	WASHER -----	2	A
-15	MS21044N06	NUT -----	2	A
-16	0511311-5	DOUBLER -----	1	A
		-----*		
-17	MS35489-4	GROMMET -----	1	
-18	1470089-10-532	MAPLIGHT ASSEMBLY -----	1	B
-19	1470089-14	MAPLIGHT ASSEMBLY -----	1	D
		ATTACHING PARTS		
-20	AN970-3	WASHER -----	2	E
-21	MS21044N3	NUT -----	1	E
		-----*		
-22	1816	LAMP GE -----	1	E
-23	1816TR	LAMP RED GE -----	1	D
-24	1924	SOCKET SHH1 -----	1	B
-25	IDI-757	SOCKET ASSEMBLY ISES -----	1	D
-26	1470089-6	RETAINER -----	1	B
-27	0700148-1	HOOD -----	1	D
-28	1470089-18	LENS -----	1	E
-29	AN515-6R8	SCREW-ADJUSTMENT -----	1	E
		NOTE. □THIS PART NUMBER MUST HAVE A SECOND DASH NUMBER ADDED TO DENOTE COLOR. REFER TO HOW TO ORDER INTERIOR PARTS-PAGE XIX.		
		A---172 SERIAL 17249545 THRU 17250001 F172 SERIAL F172-0001 THRU F172-0003 P172 SERIAL P17257120 THRU P17257169		
		B---172 SERIAL 17250002 THRU 17251822 F172 SERIAL F172-0004 THRU F172-0085 P172 SERIAL P17257170 THRU P17257188 FP172 SERIAL FP172-0001 THRU FP172-0003		
		C---172 SERIAL 17249545 THRU 17251822 F172 SERIAL F172-0001 THRU F172-0085 P172 SERIAL P17257120 THRU P17257188 FP172 SERIAL FP172-0001 THRU FP172-0003		
		D---172 SERIAL 17251823 THRU 17263458 F172 SERIAL F172-0086 THRU F17201234		
		E---172 SERIAL 17250002 THRU 17263458 F172 SERIAL F172-0004 THRU F17201234 P172 SERIAL P17257170 THRU P17257188 FP172 SERIAL FP172-0001 THRU FP172-0003		
		F---172 SERIAL 17251823 THRU 17254892 F172 SERIAL F172-0086 THRU F172-0319		
		G---172 SERIAL 17254893 THRU 17257161 F172 SERIAL F172-0320 THRU F172-0559		
		H---172 SERIAL 17257162 THRU 17259223 F172 SERIAL F172-0560 THRU 17200754		
		J---172 SERIAL 17259224 THRU 17259903 F172 SERIAL F17200755 THRU F17200804		
		K---172 SERIAL 17259904 THRU 17260758 F172 SERIAL F17200805 THRU F17200904		
		L---172 SERIAL 17260759 THRU 17263458 F172 SERIAL F17200905 THRU F17201234		

Electrical Equipment (Cont)

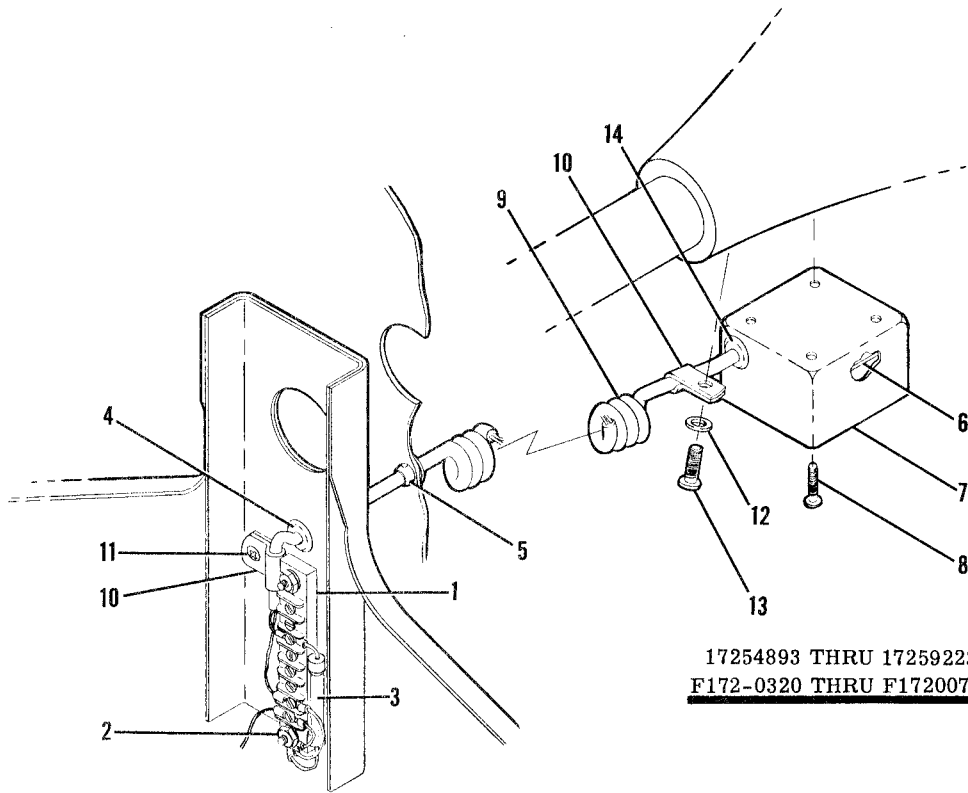


172 SERIAL - SEE CODE A

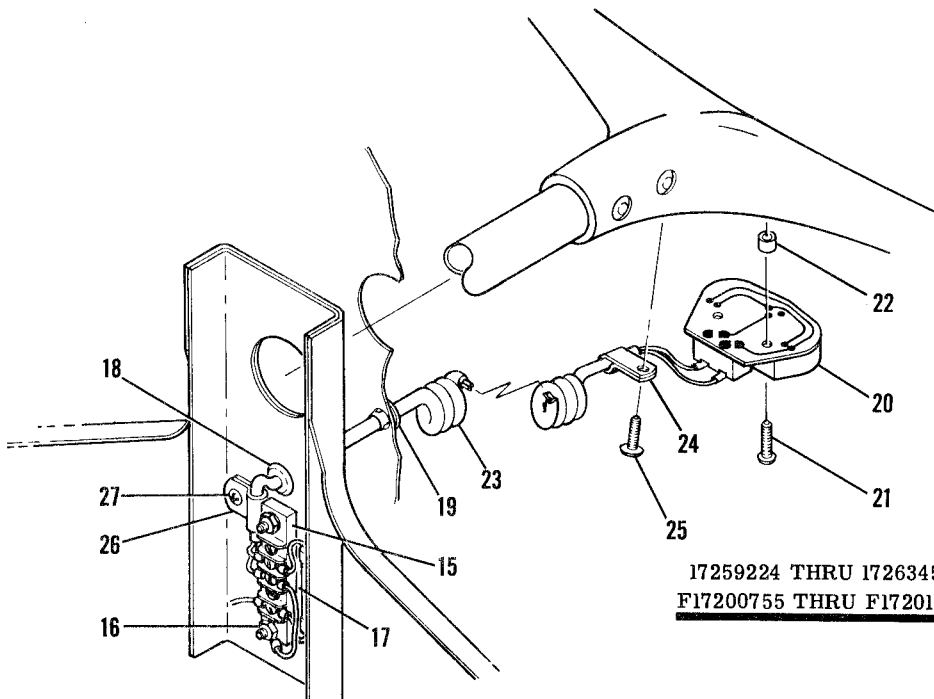
Figure 203. Alternator Installation

FIGURE AND INDEX NO.	PART NUMBER	DESCRIPTION	UNITS PER ASSY	USABLE ON CODE
203 -		1 2 3 4 5 6 7		
- 1	C611501-0202 C611501-0204	ALTERNATOR INSTALLATION 60 AMP ----- ALTERNATOR ASSEMBLY WEU C611501-0204 ----- ALTERNATOR ASSEMBLY ----- ATTACHING PARTS -----	NP 1 1	A
- 2	MS21042L5	NUT -----	3	
- 3	AN960-516	WASHER ----- -----*	3	
- 3A	EQ5820	DRIVE ASSEMBLY-ALTERNATOR CM -----	1	
- 4	MS21042L4 AN936A416 AN316C4R AN340-416	NUT ON BATTERY TERMINAL ----- WASHER ON BATTERY TERMINAL ----- NUT ON BATTERY TERMINAL USED ON C611501-0202 ----- NUT ON BATTERY TERMINAL USED ON C611501-0204 -----	1 1 1 1	
- 5	MS20365-1032 AN935-10 S1505-3 AN340-10	NUT ON FIELD TERMINAL ----- WASHER ON FIELD TERMINAL ----- NUT ON FIELD TERMINAL USED ON C611501-0202 ----- NUT ON FIELD TERMINAL USED ON C611501-0204 -----	1 1 1 1	
- 6	1550016-1	SHROUD ASSEMBLY ----- ATTACHING PARTS -----	1	B
- 7	0450030-1	SPACER-MOUNT -----	2	B
- 8	NAS43003-24	SPACER -----	1	B
- 9	MS20365-1032	NUT -----	3	B
-10	AN936A-10	WASHER ----- -----*	2	B
-11	NAS557-10A	GROMMET -----	1	B
-12	S1053E16T24	HOSE 24 IN LG BULK ITEM REF S1053E16T24 ----- ATTACHING PARTS -----	1	
-13	NAS397-34 NAS397-34	CLAMP ----- CLAMP -----	2 1	B C
-14	0450032-1	SUPPORT-BLAST TUBE -----	1	C
-15	0450033-1	STRAP-BLAST TUBE SUPPORT -----	1	C
-16	AN735-34	CLAMP -----	1	C
-17	AN520-10R12	SCREW -----	1	C
-18	AN936A10	WASHER -----	3	D
-19	MS21042L4	NUT -----	1	C
-20	AN515-10R36	SCREW ----- -----*	1	D
-21	C611001-0201	REGULATOR 60 AMP ----- ATTACHING PARTS -----	1	
-22	AN520-416R8 0550238-1 AN4-10A MS21042L4	SCREW ----- ADAPTER PLATE-REGULATOR ----- BOLT ----- NUT ----- -----*	2 1 2 2	B B B
-23	1250211-5 1250211-4	PLUG ASSEMBLY ----- PLUG ASSEMBLY -----	1 1	C B
-24	U770038-2	NOISE FILTER ----- ATTACHING PARTS -----	1	
-25	AN520-10R8	SCREW ----- -----*	2	
-26	AN3-3	BOLT -----	1	E
-27	MS21044N3	NUT -----	1	E
-28	AN936A10	WASHER -----	2	E
-29	0450036-1	CLAMP HALF -----	2	E
<p>A---172 SERIAL 17253903 THRU 17253906, 17253908 THRU 17253920, 17253922 THRU 17253931, 17253935, 17253937, 17253939, 17253940, 17253942, 17253943 17254893 THRU 17256512</p> <p>F172 SERIAL F172-0320 THRU F17200804</p> <p>B---172 SERIAL 17253903 THRU 17253906, 17253908 THRU 17253920, 17253922 THRU 17253931, 17253935, 17253937, 17253939, 17253940, 17253942, 17253943,</p> <p>C---172 SERIAL 17254893 THRU 17256512 F172 SERIAL F172-0320 THRU F17200804</p> <p>D---172 SERIAL 17254893 THRU 17256490 F172 SERIAL F172-0320 THRU F172-0519</p> <p>E---172 SERIAL 17256491 THRU 17256512 F172 SERIAL F172-0520 THRU F17200804</p>				

Electrical Equipment (Cont)



17254893 THRU 17259223
F172-0320 THRU F17200754



17259224 THRU 17263458
F17200755 THRU F17201234

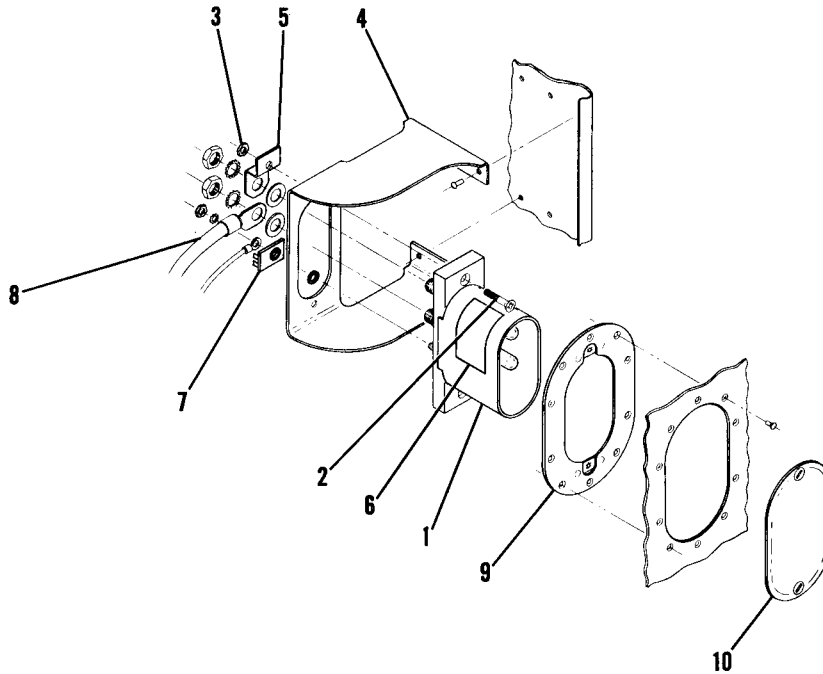
172 SERIAL 17254893 THRU 17263458
F172 SERIAL F172-0320 THRU F17201234

Figure 204. Control Wheel Map Light Installation



FIGURE AND INDEX NO.	PART NUMBER	DESCRIPTION	UNITS PER ASSY	USABLE ON CODE
204 -		MAP LIGHT INSTALLATION-CONTROL WHEEL	NP	A
- 1	8-171	TERMINAL BLOCK CIN	1	
		ATTACHING PARTS		
- 2	AN507-440-10	SCREW	2	
	NAS43000-6	SPACER	2	
	AN936A4	WASHER	2	
	AN340-4	NUT	2	
		---*---		
- 3	1570141-1	FUSE ASSEMBLY	1	
- 4	MS35489-33	GROMMET	1	
- 5	K375-125	BUSHING-SNUB HEMA	1	
- 6	1570142-3	CIRCUIT BOARD	1	
- 7	1770009-1	SHIELD	1	
		ATTACHING PARTS		
- 8	AN515-2R10	SCREW	4	
	S1959-1	INSERT	4	
		---*---		
- 9	8499	CABLE-RETRACTILE BDN	1	
		ATTACHING PARTS		
-10	S1155-3	CLAMP	2	
-11	AN507-832-5	SCREW	1	
	AN936A8	WASHER	1	
	AN340-8	NUT	1	
-12	AN960-8L	WASHER	1	
-13	AN515-8R5	SCREW	1	
	S1959-2	INSERT	1	
		---*---		
-14	MS35489-4	GROMMET	1	
		MAP LIGHT INSTALLATION-CONTROL WHEEL	NP	B
-15	351-11-05-001	TERMINAL BLOCK CIN	1	
		ATTACHING PARTS		
-16	AN515-4R10	SCREW	2	
	NAS43000-6	SPACER	2	
	AN936A4	WASHER	2	
	AN340-4	NUT	2	
		---*---		
-17	1570141-1	FUSE ASSEMBLY	1	
-18	MS35489-33S	GROMMET	1	
-19	K375-125	BUSHING-SNUB HEMA	1	
-20	0570088-1	LIGHT ASSEMBLY-MAP	1	D
	0570088-3	LIGHT ASSEMBLY-MAP	1	E
		ATTACHING PARTS		
-21	AN515-2R12	SCREW	2	
	S1959-1	INSERT	2	
-22	NAS43000-15	SPACER	2	
		---*---		
	1205004-1	PLACARD-MAP LIGHT DIM	1	
	0570095-1	COVER-TERMINAL BLOCK	1	
	0570094-1	SHIELD	1	C
		ATTACHING PARTS		
	MS51959-5B	SCREW	2	
	0570094-2	SPACER	2	
		---*---		
-23	8409	CABLE-RETRACTILE BDN	1	
		ATTACHING PARTS		
-24	S1155-3	CLAMP	1	
-25	AN515-8R5	SCREW	1	
	S1959-2	INSERT	1	
	AN960-8L	WASHER	1	
-26	S1155-3	CLAMP	1	
-27	AN515-8R6	SCREW	1	
	AN936A8	WASHER	1	
	AN340-8	NUT	1	
		---*---		
NOTE. *THIS CABLE ALSO USED WITH MIKE SWITCH				
A---172 SERIAL 17254893 THRU 17259223				
F172 SERIAL F172-0320 THRU F17200754				
B---172 SERIAL 17259224 THRU 17263458				
F172 SERIAL F17200755 THRU F17201234				
C---172 SERIAL 17259879 THRU 17259903				
F172 SERIAL F172-CHECK INDIVIDUAL AIRPLANE				
FOR APPLICABILITY				
D---172 SERIAL 17259224 THRU 17259903				
F172 SERIAL F17200755 THRU F17200804				
E---172 SERIAL 17259904 THRU 17263458				
F172 SERIAL F17200805 THRU F17201234				

Electrical Equipment (Cont)



172 SERIAL 17260759 THRU 17263458
 F172 SERIAL F17200905 THRU F17201234

Figure 205. Ground Service Plug Installation

FIGURE AND INDEX NO.	PART NUMBER	DESCRIPTION	UNITS PER ASSY	USABLE ON CODE
205 -		1 2 3 4 5 6 7 GROUND SERVICE PLUG INSTALLATION -----	NP	A
- 1	AN2552-3A	RECEPTACLE-GROUND SERVICE PLUG -----	1	
- 2	AN510-10R14	ATTACHING PARTS -----		
- 3	MS21044N3	SCREW -----	2	
		NUT -----	2	
		-----*		
- 4	0553005-3	BRACKET-MOUNTING -----	1	
- 5	0312155-10	STRAP-GROUND -----	1	
- 6	1205024-1	PLACARD-POLARITY -----	1	
- 7	1570043-3	DIODE BOARD ASSY -----	1	
- 8	0500062-PC 7	CABLE-RECEPTACLE TO CONTACTOR -----	1	
- 9	0752610-1	DOUBLER ASSY -----	1	
	S1115-19	RECEPTACLE-STUD -----	2	
- 10	0752611-1	DOOR ASSY-GROUND SERVICE PLUG -----	1	
	S1115-30	STUD -----	2	
	S1115-9	RING -----	2	
		A---172 SERIAL 17260759 THRU 17263458 F172 SERIAL F17200905 THRU F17201234		

 **NUMERICAL INDEX**

PART NUMBER	FIGURE AND INDEX NO.
AF934-14	171 -19
AF934-5	171 - 8
AF934-7	171 -16
AF934-9	171 -13
AN123862	100 -27
AN123862	102 -33
AN123883	163 -32
AN123883	187 -49
AN123990	127 - 5
AN155B16S	158 -70
AN155B16S	159 - 4
AN155B32L	149 -59
AN155B32L	150 -43
AN155B32S	148 -36
AN155B32S	148 -40
AN155B32S	149 - 9
AN155B32S	150 -44
AN155B32S	154 -30
AN155B32S	155 -31
AN155B32S	160 -11
AN155B8L	156 -22
AN155B8L	157 -25
AN161-32LL	149 -60
AN161-32LL	150 -45
AN200KS4	148 - 8
AN21-10	148 -34
AN21-10	148 -39
AN21-12	149 - 7
AN227-6	97 - 7
AN227-7	97 - 7
AN23-10	155 - 8
AN23-10	160 - 3
AN23-11	55 - 5
AN23-11	160 - 7
AN23-12	56 - 5
AN23-12	154 - 9
AN23-12	154 -14
AN23-12	155 -13
AN23-12	158 - 8
AN23-12	158 -12
AN23-15A	87 -20
AN23-15A	88 -21
AN23-15A	89 -19
AN23-15A	90 -18
AN23-15A	95 -17
AN23-16	87 - 2
AN23-16	158 -14
AN23-16	158 -18
AN23-16A	90 - 2
AN23-16A	91 - 3
AN23-16A	95 -30
AN23-17	55 - 5
AN23-17	56 - 5
AN23-19A	87 -20
AN23-19A	87 -33
AN23-19A	88 - 2
AN23-19A	88 -34
AN23-19A	89 - 2
AN23-19A	89 -32
AN23-19A	90 -18
AN23-19A	90 -70
AN23-19A	92 -18
AN23-20A	93 -86
AN23-20A	94 -78
AN23-40A	95 -24
AN23-9	158 - 3
AN23-9	188 - 8
AN24-13	87 -24
AN24-13	87 -25
AN24-13A	88 -25
AN24-13A	88 -26
AN24-13A	89 -23
AN24-13A	89 -24
AN24-16	87 -26

PART NUMBER	FIGURE AND INDEX NO.
AN24-16A	88 -27
AN24-16A	89 -25
AN24-18A	96 - 6
AN24-31A	96 -17
AN24-8	121 -43
AN2552-3A	190 -13
AN2552-3A	191 -13
AN2552-3A	192 - 1
AN2552-3A	205 - 1
AN256F8	119 -11A
AN256F8	197 - 8A
AN3-10A	20 -18
AN3-10A	55 - 7
AN3-10A	56 - 7
AN3-10A	91 -13
AN3-10A	91 -21
AN3-10A	95 -13
AN3-10A	145 -26
AN3-10A	147 -15
AN3-10A	147 -22
AN3-10A	148 -17
AN3-10A	148 -44
AN3-10A	151 -17
AN3-10A	156 -13
AN3-10A	157 -12
AN3-10A	157 -16
AN3-10A	158 -30
AN3-10A	159 -11
AN3-11A	20 - 9
AN3-11A	33 -31B
AN3-11A	145 - 9
AN3-11A	145 -38
AN3-11A	147 - 9
AN3-11A	148 -16
AN3-11A	148 -28
AN3-11A	159 -24
AN3-12A	148 -22
AN3-13A	91 -21D
AN3-13A	142 -53
AN3-13A	143 -44
AN3-13A	144 -49
AN3-13A	148 -20
AN3-16A	145 -20
AN3-17A	91 -21C
AN3-17A	93 - 2
AN3-17A	94 - 2
AN3-20A	34 - 6
AN3-20A	35 - 6
AN3-20A	44 - 4
AN3-20A	44 - 8
AN3-20A	45 - 5
AN3-20A	45 - 9
AN3-20A	124 -17
AN3-20A	187 -11
AN3-20A	189 -22
AN3-21A	34 - 2
AN3-21A	35 - 2
AN3-21A	149 -53
AN3-21A	150 -37
AN3-24A	133 -47
AN3-26A	126 -20
AN3-26A	136 -28
AN3-3	203 -26
AN3-3A	49 -91
AN3-3A	58 -43C
AN3-3A	110 - 4
AN3-3A	122 -35
AN3-3A	123 -56
AN3-3A	123 -75
AN3-3A	124 -10
AN3-3A	125 -32
AN3-3A	125 -46
AN3-3A	133 -45
AN3-3A	136 -26

PART NUMBER	FIGURE AND INDEX NO.
AN3-3A	142 -37
AN3-3A	143 -28
AN3-3A	144 -33
AN3-3A	159 -28
AN3-3A	172 -14
AN3-3A	172 -18
AN3-3A	172 -26
AN3-3A	190 - 3
AN3-3A	191 - 4
AN3-3A	192 -17
AN3-4	68 -36
AN3-4A	20 -28
AN3-4A	31 -44
AN3-4A	34 -36
AN3-4A	35 -37
AN3-4A	87 -57
AN3-4A	88 -61
AN3-4A	89 -56
AN3-4A	97 - 2
AN3-4A	110 - 2
AN3-4A	122 -19B
AN3-4A	123 -10B
AN3-4A	124 -26
AN3-4A	124 -37
AN3-4A	131 -13
AN3-4A	132 -11
AN3-4A	145 -16
AN3-4A	165 -16
AN3-4A	180 -23
AN3-4A	182 -35
AN3-4A	183 -43
AN3-4A	184 -56
AN3-4A	189 -11
AN3-5A	31 -21
AN3-5A	32 -16
AN3-5A	33 -16
AN3-5A	34 -42
AN3-5A	35 -44
AN3-5A	123 -19
AN3-5A	123 -32
AN3-5A	142 -56
AN3-5A	143 -47
AN3-5A	144 -52
AN3-5A	156 -20
AN3-5A	157 -23
AN3-5A	188 - 4
AN3-5A	188 -12
AN3-5A	189 -12
AN3-6	26 - 6
AN3-6A	20 - 7
AN3-6A	124 -43
AN3-6A	142 -46
AN3-6A	143 -37
AN3-6A	144 -42
AN3-6A	144 -45D
AN3-6A	156 -24
AN3-6A	157 -27
AN3-6A	158 -22
AN3-6A	158 -26
AN3-6A	158 -35
AN3-6A	159 -23
AN3-6A	172 -14
AN3-6A	181 -24
AN3-6A	188 - 3
AN3-6A	190 -12
AN3-7A	19 -13
AN3-7A	122 -12
AN3-7A	123 -43
AN3-7A	123 -44
AN3-7A	124 -44
AN3-7A	149 -63
AN3-7A	150 -48
AN3-7A	158 -40
AN3-7A	159 - 6

PART NUMBER	FIGURE AND INDEX NO.	PART NUMBER	FIGURE AND INDEX NO.	PART NUMBER	FIGURE AND INDEX NO.
AN3H3A	57 -38C	AN340B6	101 -19	AN4-21A	149 -21
AN3H3A	187 -51	AN340B6	101 -20	AN4-21A	149 -36
AN310-3	57 -34	AN340B6	101 -28	AN4-21A	150 -7
AN310-3	58 -39	AN340B6	101 -28	AN4-21A	150 -20
AN310-3	154 -10	AN340B6	102 -24	AN4-21A	158 -45
AN310-3	154 -15	AN340B6	102 -29	AN4-22A	60 -9
AN310-3	155 -9	AN340B6	102 -30	AN4-24A	61 -11
AN310-3	155 -14	AN340B6	102 -39	AN4-26A	125 -6
AN310-3	158 -4	AN340B6	103 -29	AN4-3A	190 -21
AN310-3	158 -9	AN340B6	103 -40	AN4-3A	191 -21
AN310-3	158 -12	AN340B6	104 -25	AN4-3A	191 -24A
AN310-3	158 -15	AN340B6	104 -40	AN4-30A	148 -11
AN310-3	158 -19	AN340B6	104 -52	AN4-31	55 -36C
AN310-3	160 -4	AN340B6	104 -53	AN4-31	57 -28
AN310-3	160 -8	AN340B6	106 -47	AN4-31	57 -40
AN310-3	188 -9	AN340B6	152 -1	AN4-31	58 -33
AN310-4	55 -36C	AN340B6	152 -24	AN4-31	58 -45
AN310-4	57 -29	AN340B6	153 -1	AN4-31	147 -2
AN310-4	57 -41	AN340B6	153 -23	AN4-31A	148 -1
AN310-4	58 -34	AN340B6	183 -16	AN4-33A	149 -16
AN310-4	58 -46	AN340B6	184 -36	AN4-36A	70 -12
AN310-4	129 -1	AN340B6	186 -1	AN4-37A	62 -10
AN310-5	55 -18	AN340B6	186 -10	AN4-4A	131 -18
AN310-5	55 -29	AN340B8	101 -3	AN4-41A	71 -15
AN310-5	56 -19	AN340B8	102 -15	AN4-42A	19 -3
AN310-5	129 -40	AN340B8	102 -21	AN4-42A	19 -9
AN315-3R	24 -2	AN340B8	103 -17	AN4-46	125 -56
AN315-3R	122 -18	AN340B8	103 -24	AN4-5A	96 -1
AN315-3R	123 -43	AN340B8	104 -21	AN4-5A	189 -19
AN315-3R	124 -44	AN340B8	104 -29	AN4-5A	190 -11
AN315-3R	124 -55	AN340B8	105 -24	AN4-5A	190 -39
AN315-3R	160 -13	AN340B8	105 -35	AN4-5A	191 -2
AN315-4R	123 -58	AN365-42B	70 -14	AN4-5A	191 -60
AN315-4R	124 -22	AN384-2D	165 -49	AN4-5A	192 -16
AN316-4R	19 -18	AN4-10A	35 -60	AN4-56A	159 -36
AN316-4R	20 -13	AN4-10A	124 -20	AN4-6A	31 -23
AN316-4R	146 -2	AN4-10A	147 -5	AN4-6A	87 -53
AN316-6R	55 -10	AN4-10A	148 -2	AN4-6A	88 -57
AN316-6R	55 -14	AN4-10A	149 -31	AN4-6A	89 -52
AN316-6R	56 -10	AN4-10A	149 -57	AN4-6A	95 -1
AN316-6R	56 -14	AN4-10A	150 -15	AN4-6A	95 -22
AN316-7R	161 -33	AN4-10A	150 -41	AN4-6A	97 -15
AN316C4R	203 -4	AN4-10A	154 -2	AN4-6A	98 -17
AN316C5R	92 -25	AN4-10A	154 -23	AN4-6A	108 -40
AN320-1	148 -34	AN4-10A	154 -27	AN4-6A	108 -41
AN320-1	148 -39	AN4-10A	155 -2	AN4-6A	108 -42
AN320-1	149 -7	AN4-10A	155 -19	AN4-6A	123 -37
AN320-3	26 -8	AN4-10A	160 -20	AN4-6A	189 -13
AN320-3	55 -5	AN4-10A	203 -22	AN4-6A	190 -26
AN320-3	56 -5	AN4-11A	23 -1	AN4-6A	192 -14
AN320-4	121 -44	AN4-11A	26 -11	AN4-60A	20 -2
AN340-10	130 -33	AN4-11A	123 -10C	AN4-60A	159 -20
AN340-10	203 -5	AN4-11A	148 -42B	AN4-62A	158 -50
AN340-3	202 -9	AN4-11A	154 -5	AN4-62A	158 -65
AN340-4	204 -2	AN4-11A	155 -4	AN4-7A	26 -12
AN340-4	204 -16	AN4-13A	69 -4	AN4-7A	95 -1
AN340-416	203 -4	AN4-13A	98 -1	AN4-7A	96 -1
AN340-8	78 -19	AN4-14A	26 -2	AN4-7A	126 -6
AN340-8	107 -9	AN4-14A	59 -3	AN4H21A	71 -24
AN340-8	130 -36	AN4-14A	90 -37	AN4022-1	122 -39
AN340-8	204 -11	AN4-14A	92 -33	AN4022-1	124 -38
AN340-8	204 -27	AN4-14A	149 -27	AN4022-1	165 -52
AN340B6	99 -24	AN4-14A	150 -11	AN4022-1	166 -56
AN340B6	99 -32	AN4-14A	154 -19	AN4022-1	167 -64
AN340B6	99 -35	AN4-14A	155 -23	AN4022-1	168 -77
AN340B6	99 -42	AN4-14A	160 -15	AN4022-1	173 -2
AN340B6	100 -24	AN4-14A	169 -1	AN4022-1	173 -4
AN340B6	100 -30	AN4-15A	149 -41	AN4022-1	173 -10
AN340B6	100 -32	AN4-15A	149 -45	AN4022-1	174 -11
AN340B6	100 -34	AN4-15A	150 -25	AN415-2	53 -4
AN340B6	100 -39	AN4-15A	150 -29	AN415-2	54 -8
AN340B6	100 -45	AN4-15A	159 -46	AN5-10A	22 -1
AN340B6	101 -14	AN4-16A	187 -24	AN5-10A	55 -4
AN340B6	101 -15	AN4-17A	98 -7	AN5-10A	56 -4

PART NUMBER	FIGURE AND INDEX NO.
AN5-11A	155 -27
AN5-13A	68 -18
AN5-14A	68 -18
AN5-17A	58 -13
AN5-21A	67 -27
AN5-22A	67 -27
AN5-23A	24 - 6
AN5-23A	67 -27
AN5-23A	67 -27
AN5-31A	55 - 2
AN5-31A	56 - 2
AN5-33A	57 - 5
AN5-35A	63 - 3
AN5-35A	70 -12
AN5-4A	24 - 3
AN5-47	55 -17
AN5-47A	57 - 5
AN5-5A	22 - 5
AN5-51A	55 -24
AN5-51A	58 - 8
AN5-55	56 -17
AN5-6A	13 - 7
AN5-7A	12 - 7
AN500-416-10	134 - 2
AN500-416-10	134 -15
AN500-416-10	134 -22
AN500-416-10	134 -26
AN500-416-10	134 -34
AN500-416-10	134 -41
AN500-416-10	134 -49
AN500-416-10	135 - 2
AN500-416-10	135 -16
AN500-416-10	135 -37
AN500-416-10	135 -45
AN500-416-10	135 -55
AN500-416-10	135 -62
AN500-8-8	130 -37
AN500A8-4	87 - 1
AN500A8-4	88 - 1
AN500A8-4	89 - 1
AN500A8-4	90 - 1
AN500A8-4	91 - 2
AN500A8-5	142 -24
AN500A8-7	93 - 1
AN500A8-7	94 - 1
AN502-10-14	130 -39
AN502-10-6	69 -21
AN502-8-10	130 -40
AN503-8-12	130 -41
AN503-8-16	130 -38
AN504-8R8	69 - 7
AN507-1032R10	67 -13
AN507-1032R10	68 - 9
AN507-1032R12	139 -15B
AN507-1032R14	108 -14
AN507-1032R5	182 - 8
AN507-1032R5	183 - 9
AN507-440-10	204 - 2
AN507-632R12	4 -37
AN507-632R12	4 -48
AN507-632R14	4 -48
AN507-632R6	171 - 7
AN507-632R8	4 -42
AN507-632R8	4 -47
AN507-640R4	161 -25
AN507-832-5	204 -11
AN507-832R14	87 - 6
AN507-832R14	88 - 6
AN507-832R14	89 - 6
AN507-832R14	90 - 6
AN507-832R14	95 -16
AN507-832R8	4 -32
AN507B632R12	4 -30
AN507B832R14	108 -66

PART NUMBER	FIGURE AND INDEX NO.
AN507B832R8	108 -32
AN509-10R10	49 -65
AN509-10R10	82 -14
AN509-10R10	83 - 7
AN509-8R15	26 -24
AN509-8R7	161 -54
AN510-10R14	190 -14
AN510-10R14	191 -14
AN510-10R14	205 - 2
AN510-10R16	192 - 2
AN510B4R8	108 -64
AN515-10R10	169 -27
AN515-10R10	176 -15
AN515-10R10	177 -26
AN515-10R10	178 -31
AN515-10R10	179 -34
AN515-10R36	203 -20
AN515-10R7	46 -15
AN515-10R8	146 - 4
AN515-10R8	170 - 1
AN515-2R10	204 - 8
AN515-2R12	204 -21
AN515-3R6	202 - 8
AN515-4-9	159 -43
AN515-4R10	204 -16
AN515-4R4	193 -12
AN515-4R4	194 -10
AN515-4R4	195 -16
AN515-4R6	23 -19
AN515-6-10	173 -13
AN515-6R10	104 -43
AN515-6R10	105 -39
AN515-6R10	105 -47
AN515-6R10	105 -48
AN515-6R10	106 -44
AN515-6R10	106 -45
AN515-6R10	193 -10
AN515-6R10	194 - 5
AN515-6R10	195 - 9
AN515-6R12	107 -32
AN515-6R14	104 -40
AN515-6R14	105 -40
AN515-6R14	106 -37
AN515-6R14	182 - 7
AN515-6R14	183 - 8
AN515-6R16	105 -58
AN515-6R36	84 -27
AN515-6R5	106 -56
AN515-6R5	107 -32
AN515-6R5	199 - 2
AN515-6R6	6 -44B
AN515-6R6	7 -44
AN515-6R6	8 -40B
AN515-6R6	9 -46
AN515-6R6	68 -35
AN515-6R6	68 -41
AN515-6R6	101 -30
AN515-6R6	103 -76
AN515-6R6	104 -51
AN515-6R6	105 -63
AN515-6R6	106 -63
AN515-6R6	107 - 8
AN515-6R6	200 - 8
AN515-6R7	172 - 4
AN515-6R8	99 -30
AN515-6R8	102 -24
AN515-6R8	105 -30
AN515-6R8	106 -29
AN515-6R8	161 - 5
AN515-6R8	202 -13
AN515-6R8	202 -29
AN515-8-6	197 -18
AN515-8-8	136 -49
AN515-8D	168 -52

PART NUMBER	FIGURE AND INDEX NO.
AN515-8R10	103 -23
AN515-8R10	104 -22
AN515-8R10	105 -33
AN515-8R10	139 -28
AN515-8R10	190 -28
AN515-8R10	191 -34
AN515-8R11	201 -27
AN515-8R12	79 - 6
AN515-8R12	102 -21
AN515-8R12	108 -18
AN515-8R13	105 -98A
AN515-8R13	106 -92
AN515-8R13	106 -92A
AN515-8R14	97 - 8
AN515-8R16	105 -75
AN515-8R16	108 -20
AN515-8R22	196 - 8
AN515-8R26	196 - 7
AN515-8R4	55 -38
AN515-8R4	67 -23
AN515-8R4	67 -67
AN515-8R4	68 -25
AN515-8R5	204 -13
AN515-8R5	204 -25
AN515-8R6	31 -29
AN515-8R6	37 -11
AN515-8R6	49 -61
AN515-8R6	68 -33
AN515-8R6	80 -13
AN515-8R6	81 -19
AN515-8R6	81 -20
AN515-8R6	93 -82
AN515-8R6	94 -71
AN515-8R6	125 -19
AN515-8R6	151 -23
AN515-8R6	161 -37
AN515-8R6	190 -32
AN515-8R6	191 -30
AN515-8R6	201 -17
AN515-8R6	204 -27
AN515-8R7	33 -58
AN515-8R7	196 -11
AN515-8R8	6 -51
AN515-8R8	7 -46
AN515-8R8	8 -45
AN515-8R8	8 -47
AN515-8R8	9 -48
AN515-8R8	21 -16
AN515-8R8	21 -19
AN515-8R8	21 -19
AN515-8R8	23 -17
AN515-8R8	25 -10
AN515-8R8	44 -19
AN515-8R8	80 -12
AN515-8R8	84 -19
AN515-8R8	85 -18
AN515-8R8	97 - 6
AN515-8R8	98 - 5
AN515-8R8	98 - 5B
AN515-8R8	105 -28
AN515-8R8	105 -75
AN515-8R8	106 -27
AN515-8R8	106 -76
AN515-8R8	108 -16
AN515-8R8	114 - 7
AN515-8R8	115 -20
AN515-8R8	116 -17
AN515-8R8	117 -15
AN515-8R8	118 -24
AN515-8R8	119 -16
AN515-8R8	120 -22
AN515-8R8	120 -26
AN515-8R8	138 -13
AN515-8R8	139 -13

PART NUMBER	FIGURE AND INDEX NO.
AN515-8R8	151 -10
AN515-8R8	152 - 9
AN515-8R8	152 -33
AN515-8R8	153 - 9
AN515-8R8	153 -32
AN515-8R8	166 -19
AN515-8R8	167 -19
AN515-8R8	168 -31
AN515-8R8	185 -38
AN515-8R8	197 - 7
AN515-8R8	198 - 9
AN515-8R8	200 - 4
AN515-8R8	201 - 1
AN515-8R8	201 -21
AN515BGR12	153 -23
AN515B6-R6	183 - 3
AN515B6-5	101 -27
AN515B6R	103 -44
AN515B6R-12	103 -45
AN515B6R10	99 -24
AN515B6R10	99 -44
AN515B6R10	100 -24
AN515B6R10	100 -47
AN515B6R10	104 -41
AN515B6R10	106 -36
AN515B6R12	99 -32
AN515B6R12	100 -32
AN515B6R12	100 -37
AN515B6R12	100 -39
AN515B6R12	101 -16
AN515B6R12	101 -20
AN515B6R12	101 -24
AN515B6R12	101 -28
AN515B6R12	101 -28
AN515B6R12	102 -29
AN515B6R12	102 -35
AN515B6R12	102 -36
AN515B6R12	102 -37
AN515B6R12	102 -39
AN515B6R12	102 -40
AN515B6R12	102 -42
AN515B6R12	103 -39
AN515B6R12	103 -48
AN515B6R12	103 -49
AN515B6R12	104 -40
AN515B6R12	104 -40
AN515B6R12	104 -48
AN515B6R12	104 -50
AN515B6R12	104 -52
AN515B6R12	105 -40
AN515B6R12	105 -49
AN515B6R12	106 -37
AN515B6R12	106 -46
AN515B6R12	108 -27
AN515B6R12	152 - 1
AN515B6R12	152 -24
AN515B6R12	153 - 1
AN515B6R12	179 - 5
AN515B6R12	183 -15
AN515B6R12	184 -36
AN515B6R12	185 -21
AN515B6R12	186 - 1
AN515B6R12	186 -10
AN515B6R12	186 -10
AN515B6R16	101 -14
AN515B6R16	101 -15
AN515B6R16	101 -19
AN515B6R16	102 -27
AN515B6R16	102 -27E
AN515B6R16	102 -28
AN515B6R16	103 -32
AN515B6R16	103 -33
AN515B6R16	103 -36
AN515B6R16	103 -46

PART NUMBER	FIGURE AND INDEX NO.
AN515B6R16	104 -34
AN515B6R16	104 -37
AN515B6R16	104 -44
AN515B6R16	104 -45
AN515B6R16	105 -41
AN515B6R16	105 -44
AN515B6R16	105 -50
AN515B6R16	105 -52
AN515B6R16	106 -38
AN515B6R16	106 -41
AN515B6R16	106 -47
AN515B6R16	106 -49
AN515B6R6	101 -24
AN515B6R6	103 -51
AN515B6R6	104 -42
AN515B6R6	104 -43
AN515B6R6	105 -47
AN515B6R6	105 -48
AN515B6R6	106 -44
AN515B6R6	106 -45
AN515B6R6	179 - 3
AN515B6R6	184 - 2
AN515B6R6	184 - 4
AN515B6R6	184 - 6
AN515B6R6	184 - 8
AN515B6R6	185 - 2
AN515B6R6	185 - 5
AN515B6R8	33 -34
AN515B6R8	100 -30
AN515B6R8	102 -24
AN515B6R8	102 -30
AN515B6R8	103 -29
AN515B6R8	103 -29
AN515B6R8	103 -40
AN515B6R8	104 -25
AN515B6R8	104 -53
AN515B6R8	105 -55
AN515B6R8	106 -50
AN515B8R4	103 -52
AN515B8R4	104 -49
AN515B8R4	105 -62
AN515B8R4	106 -62
AN5156R10	104 -42
AN5158R4	141 -27
AN520-10R10	6 -44
AN520-10R10	8 -40
AN520-10R10	16 -17
AN520-10R10	16 -20
AN520-10R10	17 -13
AN520-10R10	17 -18
AN520-10R10	55 -34A
AN520-10R10	67 -51
AN520-10R10	67 -56
AN520-10R10	67 -55
AN520-10R10	68 -48
AN520-10R10	80 - 5
AN520-10R10	81 - 5
AN520-10R10	166 -69
AN520-10R10	178 -16
AN520-10R10	179 -13
AN520-10R10	182 -27
AN520-10R10	183 -35
AN520-10R10	184 -39
AN520-10R10	185 -23
AN520-10R10	185 -32
AN520-10R12	16 -28
AN520-10R12	55 -34C
AN520-10R12	68 -40
AN520-10R12	68 -63
AN520-10R12	72 -23
AN520-10R12	73 -47
AN520-10R12	75 -26
AN520-10R12	76 -44A
AN520-10R12	84 -13

PART NUMBER	FIGURE AND INDEX NO.
AN520-10R12	85 -12
AN520-10R12	144 -30
AN520-10R12	203 -17
AN520-10R16	68 -46
AN520-10R20	73 -46
AN520-10R20	73 -47
AN520-10R20	75 -25
AN520-10R20	75 -26
AN520-10R20	76 -44A
AN520-10R26	124 -49
AN520-10R36	16 -25
AN520-10R36	17 - 2
AN520-10R5	67 -51
AN520-10R5	67 -56
AN520-10R5	67 -59
AN520-10R6	29 -23
AN520-10R6	30 -32
AN520-10R6	51 - 2
AN520-10R6	55 -34B
AN520-10R6	72 -37
AN520-10R6	74 -25
AN520-10R6	121 - 4
AN520-10R6	159 -17
AN520-10R6	190 -36
AN520-10R6	191 -58
AN520-10R6	197 - 5
AN520-10R7	6 -44
AN520-10R7	8 -40
AN520-10R7	28 -28
AN520-10R7	34 -56
AN520-10R7	49 -83
AN520-10R7	156 - 7
AN520-10R7	166 -30
AN520-10R7	167 -32
AN520-10R7	168 -45
AN520-10R7	191 -55
AN520-10R8	5 - 4
AN520-10R8	6 -44
AN520-10R8	8 -40
AN520-10R8	16 -26A
AN520-10R8	17 - 3A
AN520-10R8	24 -44
AN520-10R8	52 - 5
AN520-10R8	67 -51
AN520-10R8	67 -58
AN520-10R8	74 - 1
AN520-10R8	74 - 2
AN520-10R8	75 - 1
AN520-10R8	75 - 2
AN520-10R8	76 - 1
AN520-10R8	90 -41
AN520-10R8	93 -30
AN520-10R8	93 -61
AN520-10R8	94 -29
AN520-10R8	94 -56
AN520-10R8	108 -39
AN520-10R8	161 -44
AN520-10R8	166 -77
AN520-10R8	168 -11
AN520-10R8	169 -51
AN520-10R8	170 -22
AN520-10R8	187 -26
AN520-10R8	190 -37
AN520-10R8	191 -26
AN520-10R8	197 -10
AN520-10R8	197 -14
AN520-10R8	203 -25
AN520-10R9	72 - 1
AN520-10R9	73 - 1
AN520-416R10	121 - 1
AN520-416R8	191 -25
AN520-416R8	203 -22
AN520-8R6	166 -74
AN520-8R6	191 -27

PART NUMBER	FIGURE AND INDEX NO.
AN520B10R14	101 -17
AN520B10R14	101 -18
AN520B10R14	102 -42
AN525-10RR	83 -23
AN525-10R10	49 -65
AN525-10R10	68 -67
AN525-10R12	68 -48
AN525-10R12	108 -56
AN525-10R14	108 -51
AN525-10R6	51 - 9
AN525-10R6	123 -53A
AN525-10R6	135 -19
AN525-10R6	137 -15
AN525-10R6	191 -51
AN525-10R8	49 - 1B
AN525-10R8	51 -14
AN525-10R8	72 -32
AN525-10R8	73 -24
AN525-10R8	76 -22
AN525-10R8	170 -24
AN525-832P6	166 -27B
AN525-832P6	167 -27
AN525-832P6	168 -40
AN525-832R10	68 -72
AN525-832R20	108 -58
AN525-832R6	73 -30
AN525-832R6	75 -20
AN525-832R6	76 -25
AN525-832R6	78 - 8
AN525-832R6	135 -34
AN525-832R6	135 -40
AN525-832R6	135 -61
AN525-832R7	28 -19B
AN525-832R7	78 -19A
AN525-832R7	111 - 6
AN525-832R7	112 - 7
AN525-832R7	113 - 6
AN525-832R8	80 -12
AN525-832R8	81 -19
AN525-832R9	30 -19
AN535-00-2	130 -48
AN535-2-3	27 -13
AN545-6R8	172 -12
AN565B2H3	105 -90
AN565B2H3	106 -91B
AN565B428H3	159 -48
AN565D6-3	146 -15
AN565D8H3	159 -48
AN6-15A	67 - 5
AN6-15A	159 -37
AN6-22A	67 -29
AN6-23A	67 -29
AN6-23A	67 -29
AN6-23A	123 - 2
AN6-24A	67 -29
AN6-25A	122 - 1
AN6-27A	123 - 2
AN6-32A	122 - 2
AN6-35A	124 - 2
AN6-50A	124 - 3
AN6-6A	34 -51
AN6-6A	35 -51
AN6-6A	67 -52
AN6-6A	67 -60
AN6-6A	68 -53
AN6227-5	25 -12
AN6227-9	130 -44
AN6227B10	66 - 5
AN6227B11	163 -22
AN6227B18	65 - 9
AN6227B20	64 - 7
AN6227B22	66 - 4
AN6227B26	57 - 8
AN6227B26	58 - 6

PART NUMBER	FIGURE AND INDEX NO.
AN6227B32	57 -22
AN6227B32	58 -27
AN6227B5	57 -11
AN6227B5	58 - 7
AN6227B6	64 - 3
AN6227B6	64 - 8
AN6227B6	65 - 3
AN6227B6	65 - 7
AN6227B6	163 -25
AN6230B2	69 -13
AN6230B2	70 -21
AN6230B2	71 -30
AN6230B3	57 -14
AN6230B3	58 -19
AN6230B3	69 -14
AN6230B6	57 -23
AN6230B6	58 -28
AN665-21R	124 -54
AN680A08	111 - 8
AN7-24A	4 - 4
AN7-27A	125 - 2
AN7-32A	126 - 2
AN7-42A	123 -53
AN7-42A	191 -40
AN7-43A	123 - 8
AN7-44A	123 - 8A
AN73A4	167 -58
AN735-34	203 -16
AN735D20	122 -29
AN735D56	126 -22
AN737RM30	180 -37
AN737RM30	181 -33
AN737RM30	182 -51
AN737RM30	183 -60
AN737RM30	184 -72
AN737TW56	123 -49
AN737TW56	141 -18
AN737TW82	172 - 9
AN74A3	126 -26
AN741TD5	125 -56
AN741TD6	123 -37
AN742-12	123 -10B
AN742D10	122 -25
AN742D10	125 -14
AN742D10	125 -28
AN742D10	125 -30
AN742D10	140 -14
AN742D10	187 -31
AN742D12	123 -17
AN742D12	186 -12
AN742D16	125 -12
AN742D16	138 -26
AN742D16	139 -23
AN742D16	139 -23C
AN742D16	186 -13
AN742D2	125 -23
AN742D2	125 -28
AN742D2	151 -23
AN742D2	165 -40
AN742D2	166 -46
AN742D2	167 -43
AN742D2	168 -73
AN742D2	186 - 9
AN742D20	126 - 9
AN742D20	126 -11
AN742D28	187 -29
AN742D3	6 - 4
AN742D3	8 - 4
AN742D3	122 -24
AN742D3	122 -34
AN742D3	122 -41
AN742D3	123 -41
AN742D3	123 -74
AN742D3	124 -25

PART NUMBER	FIGURE AND INDEX NO.
AN742D3	124 -36
AN742D3	125 -45
AN742D3	125 -56
AN742D3	142 -25
AN742D3	166 -76
AN742D3	169 -19
AN742D3	169 -50
AN742D34	181 -24
AN742D34	183 -43
AN742D34	184 -56
AN742D36	180 -23
AN742D36	182 -35
AN742D4	161 - 2
AN742D4	161 - 5
AN742D4	174 -15
AN742D48	138 -39
AN742D5	161 -30
AN742D50	125 -28
AN742D50	125 -30
AN742D50	140 -14
AN742D50	140 -18
AN742D50	140 -27
AN742D6-27	53 -15
AN742D8	162 - 4
AN780-2	174 - 5
AN8-17A	21 - 3
AN8-23A	4 - 1
AN8-25A	21 - 2
AN815-3D	67 -36B
AN815-3D	143 -10
AN815-3D	144 - 3
AN815-3D	144 -13
AN815-4D	67 -36B
AN815-4D	142 -12
AN815-4D	161 - 3
AN815-6D	123 -23
AN815-6D	165 - 9
AN815-6D	165 -14
AN815-6D	166 - 9
AN815-6D	166 -17
AN815-6D	167 - 9
AN815-6D	167 -17
AN815-6D	168 -13
AN815-6D	168 -17
AN815-6D	168 -29
AN815-6D	167 -38A
AN816-2D	165 -41
AN816-2B	126 -14
AN816-2D	123 -68
AN816-2D	166 -47
AN816-2D	167 -46
AN816-2D	168 -56
AN816-2D	174 - 3
AN816-2D	186 - 3
AN816-2D	186 - 8
AN816-4D	70 -30
AN816-4D	174 -12
AN816-4D	178 -13
AN816-4D	179 - 7
AN816-4D	182 -16
AN816-4D	183 -18
AN816-4D	184 -23
AN816-4D	184 -27
AN816-4D	185 - 8
AN816-6-6	123 -21
AN816-6D	176 - 5
AN816-6D	179 - 8
AN816-6D	183 -19
AN816-6D	184 -24
AN816-7D	125 -15
AN816-7D	126 -11
AN821-2D	167 -61
AN821-2D	168 -74
AN821-8D	184 -26

PART NUMBER	FIGURE AND INDEX NO.
AN824-2D	173 - 5
AN824-6D	168 -24
AN824-6D	172 -23
AN832-2D	41 -42
AN832-2D	165 -43
AN832-2D	165 -45
AN832-2D	166 -51
AN832-2D	166 -53
AN832-2D	167 -49
AN832-2D	168 -71
AN832-2D	186 - 5
AN832-3D	143 - 3
AN832-3D	144 - 6
AN832-4D	142 -18
AN833-3D	143 -14
AN833-3D	144 -17
AN833-8D	166 -60
AN833-8D	167 -53
AN833-8D	168 -79
AN837-3D	143 - 7
AN837-3D	143 -13
AN837-3D	144 -10
AN837-3D	144 -16
AN837-4D	142 - 9
AN837-4D	142 -15
AN837-8D	165 -35
AN837-8D	166 -39
AN837-8D	168 -62
AN840-8D	180 -38
AN840-8D	181 -34
AN840-8D	182 -50
AN840-8D	183 -59
AN840-8D	184 -71
AN842-8	182 -42
AN842-8	183 -50
AN842-8	184 -62
AN844-4D	176 - 9
AN844-4D	180 -12
AN844-6	179 -29
AN844-6D	178 -26
AN844-8	177 -10
AN844-8	177 -14
AN844-8D	180 -29
AN894D8-6	184 -25
AN900-10	123 -73
AN900-10	125 -59
AN900-16	125 -60
AN901-5A	57 -13
AN901-5A	58 -18
AN902-4	146 -11
AN910-1D	161 -42
AN911-1D	161 -22
AN912-1D	176 - 8
AN912-1D	180 -13
AN912-1D	180 -40
AN912-1D	181 -36
AN912-2	123 -23
AN912-2	178 -24
AN912-2	179 -27
AN912-2D	123 -25
AN912-2D	152 -50
AN914-1D	172 -20
AN914-1D	181 -38
AN914-2D	125 -15
AN914-2D	126 -11
AN914-2D	182 -18A
AN914-2D	183 -17
AN914-3D	180 -28
AN916-1D	161 -21
AN916-716	142 -19A
AN921-3D	143 -21
AN921-3D	144 -24
AN921-4D	142 - 3
AN921-4D	142 - 8

PART NUMBER	FIGURE AND INDEX NO.
AN921-4D	146 -13
AN924-10D	185 -40
AN924-2D	41 -33
AN924-2D	41 -42
AN924-2D	123 -70
AN924-2D	125 -53
AN924-2D	165 -43
AN924-2D	165 -45
AN924-2D	165 -49
AN924-2D	166 -51
AN924-2D	166 -53
AN924-2D	167 -49
AN924-2D	168 -71
AN924-2D	174 - 2
AN924-2D	186 - 7
AN924-3D	41 -43
AN924-3D	123 -70
AN924-3D	143 - 4
AN924-3D	143 - 7
AN924-3D	143 -16
AN924-3D	143 -23
AN924-3D	144 - 7
AN924-3D	144 -10
AN924-3D	144 -19
AN924-3D	144 -26
AN924-4D	67 -21
AN924-4D	142 - 4
AN924-4D	142 -11
AN924-4D	142 -15
AN924-4D	142 -19
AN924-4D	146 -12
AN924-6D	16 -15
AN924-6D	17 -25
AN924-6D	182 -40
AN924-6D	183 -48
AN924-6D	184 -60
AN924-8D	165 -36
AN924-8D	166 -42
AN924-8D	166 -62
AN924-8D	167 -55
AN924-8D	168 -64
AN924-8D	168 -81
AN932-1	130 -42
AN932C2	174 -16
AN932D3	176 -10
AN932U3	180 -14
AN935-10	203 - 5
AN935-10L	130 -43
AN935-10L	187 -52
AN935-8L	130 -46
AN936-A6	100 -45
AN936-A8	67 -23
AN936A-10	203 -10
AN936A10	166 -66
AN936A10	167 -59
AN936A10	168 -85
AN936A10	169 -27
AN936A10	170 - 2
AN936A10	203 -18
AN936A10	203 -28
AN936A4	159 -43
AN936A4	204 - 2
AN936A4	204 -16
AN936A416	87 -27
AN936A416	88 -27
AN936A416	89 -25
AN936A416	134 - 3
AN936A416	134 -16
AN936A416	134 -22
AN936A416	134 -27
AN936A416	134 -35
AN936A416	134 -42
AN936A416	134 -50
AN936A416	135 - 3

PART NUMBER	FIGURE AND INDEX NO.
AN936A416	135 -17
AN936A416	135 -38
AN936A416	135 -46
AN936A416	135 -56
AN936A416	135 -63
AN936A416	203 - 4
AN936A6	99 -42
AN936A6	183 -16
AN936A6	184 -36
AN936A6B	99 -24
AN936A6B	99 -32
AN936A6B	99 -35
AN936A6B	100 -24
AN936A6B	100 -32
AN936A6B	100 -34
AN936A6B	100 -39
AN936A6B	101 -14
AN936A6B	101 -15
AN936A6B	101 -19
AN936A6B	101 -20
AN936A6B	101 -28
AN936A6B	102 -29
AN936A6B	102 -30
AN936A6B	102 -39
AN936A6B	103 -39
AN936A6B	103 -40
AN936A6B	104 -40
AN936A6B	104 -48
AN936A6B	104 -53
AN936A6B	105 -55
AN936A6B	106 -47
AN936A6B	106 -50
AN936A6B	152 - 1
AN936A6B	152 -24
AN936A6B	153 - 1
AN936A6B	153 -23
AN936A6B	186 - 1
AN936A6B	186 -10
AN936A616	87 -27
AN936A616	88 -28
AN936A616	89 -26
AN936A8	55 -38
AN936A8	67 -67
AN936A8	68 -26
AN936A8	76 -26
AN936A8	101 - 4
AN936A8	102 -14
AN936A8	103 -16
AN936A8	104 -28
AN936A8	105 -23
AN936A8	106 -22
AN936A8	107 - 9
AN936A8	138 -14
AN936A8	139 -14
AN936A8	141 -27
AN936A8	166 -27C
AN936A8	167 -28
AN936A8	168 -41
AN936A8	201 -18
AN936A8	204 -11
AN936A8	204 -27
AN936B6	73 -31A
AN936B6	75 -21A
AN936B6	76 -28
AN936B616	67 -53
AN936B616	67 -61
AN936B616	68 -54
AN936B8	78 - 9
AN944-101A	57 -26
AN944-101A	57 -38
AN944-101A	58 -31
AN944-101A	58 -43
AN960-D1216L	167 -54
AN960-D2L	123 -65A

PART NUMBER	FIGURE AND INDEX NO.
AN960-D2L	125 -47B
AN960-PD10L	166 -70
AN960-PD6L	166 -75
AN960-10	19 -15
AN960-10	20 -10
AN960-10	33 -31D
AN960-10	34 - 3
AN960-10	34 - 7
AN960-10	34 -43
AN960-10	35 - 3
AN960-10	35 - 7
AN960-10	35 -45
AN960-10	44 - 5
AN960-10	44 - 9
AN960-10	45 - 6
AN960-10	49 - 1B
AN960-10	55 -34A
AN960-10	55 -34B
AN960-10	55 -34C
AN960-10	56 - 5
AN960-10	67 -65
AN960-10	68 -46
AN960-10	68 -64
AN960-10	90 -44
AN960-10	93 -38
AN960-10	93 -69
AN960-10	94 -62
AN960-10	108 -57
AN960-10	122 -17
AN960-10	122 -33
AN960-10	122 -38
AN960-10	123 -10B
AN960-10	123 -19
AN960-10	123 -32
AN960-10	123 -33
AN960-10	123 -43
AN960-10	123 -44
AN960-10	123 -57
AN960-10	123 -77
AN960-10	124 -30
AN960-10	125 -42
AN960-10	132 -12
AN960-10	145 -20
AN960-10	146 - 5
AN960-10	148 -16
AN960-10	151 -19
AN960-10	158 -41
AN960-10	159 - 8
AN960-10	159 -14
AN960-10	159 -25
AN960-10	159 -51
AN960-10	166 -32
AN960-10	167 -34
AN960-10	168 -11
AN960-10	168 -46
AN960-10	169 -24
AN960-10	190 -21
AN960-10	196 -10
AN960-10L	26 - 7
AN960-10L	45 -10
AN960-10L	52 - 5
AN960-10L	55 - 5
AN960-10L	57 -36
AN960-10L	58 -41
AN960-10L	87 - 8
AN960-10L	87 -34
AN960-10L	88 - 8
AN960-10L	88 -35
AN960-10L	89 - 8
AN960-10L	89 -33
AN960-10L	90 - 8
AN960-10L	90 -42
AN960-10L	90 -72
AN960-10L	91 - 6

PART NUMBER	FIGURE AND INDEX NO.
AN960-10L	91 -13
AN960-10L	91 -21
AN960-10L	91 -21D
AN960-10L	92 -19
AN960-10L	93 - 3
AN960-10L	93 - 5
AN960-10L	93 -31
AN960-10L	93 -62
AN960-10L	93 -75
AN960-10L	93 -88
AN960-10L	94 - 3
AN960-10L	94 - 5
AN960-10L	94 -30
AN960-10L	94 -50
AN960-10L	94 -57
AN960-10L	94 -75
AN960-10L	94 -79
AN960-10L	95 -14
AN960-10L	95 -27
AN960-10L	108 -53
AN960-10L	123 -78
AN960-10L	124 -51
AN960-10L	124 -57
AN960-10L	125 -44
AN960-10L	129 - 2
AN960-10L	129 - 6
AN960-10L	129 -17
AN960-10L	130 -34
AN960-10L	137 -15
AN960-10L	138 -36
AN960-10L	139 -30
AN960-10L	139 -43
AN960-10L	140 -31
AN960-10L	141 -11
AN960-10L	144 -45D
AN960-10L	149 -62
AN960-10L	150 -47
AN960-10L	157 -18
AN960-10L	159 -31
AN960-10L	159 -50
AN960-10L	190 - 4
AN960-10L	190 -36
AN960-10L	190 -37
AN960-10L	191 - 4
AN960-10L	191 -21
AN960-10L	191 -58
AN960-10L	192 -17
AN960-2	135 -24
AN960-2	169 -26
AN960-4	11 - 9
AN960-4	78 - 4
AN960-4	78 -15
AN960-4	143 -53
AN960-4	144 -58
AN960-4	158 -57
AN960-4L	54 - 4
AN960-4L	96 -23
AN960-416	19 - 6
AN960-416	19 -11
AN960-416	23 - 3
AN960-416	24 - 3
AN960-416	26 - 3
AN960-416	26 -13
AN960-416	59 - 4
AN960-416	60 -10
AN960-416	62 -11
AN960-416	69 - 5
AN960-416	70 -13
AN960-416	90 -62
AN960-416	95 - 2
AN960-416	95 -12
AN960-416	96 - 2
AN960-416	97 -16
AN960-416	98 - 2

PART NUMBER	FIGURE AND INDEX NO.
AN960-416	98 - 8
AN960-416	98 -19
AN960-416	108 -41
AN960-416	122 -23
AN960-416	123 -10C
AN960-416	123 -37
AN960-416	123 -41
AN960-416	123 -59
AN960-416	125 -56
AN960-416	134 - 4
AN960-416	134 -17
AN960-416	134 -22
AN960-416	134 -28
AN960-416	134 -36
AN960-416	134 -43
AN960-416	134 -51
AN960-416	135 - 4
AN960-416	135 -18
AN960-416	135 -39
AN960-416	135 -47
AN960-416	135 -57
AN960-416	135 -64
AN960-416	147 - 6
AN960-416	148 - 5
AN960-416	149 -15
AN960-416	149 -51
AN960-416	149 -56
AN960-416	150 -35
AN960-416	150 -40
AN960-416	154 - 6
AN960-416	154 -20
AN960-416	155 - 5
AN960-416	155 -24
AN960-416	158 -31
AN960-416	169 -46
AN960-416	170 -26
AN960-416	187 -25
AN960-416	189 -14
AN960-416L	55 -36C
AN960-416L	57 -32
AN960-416L	57 -44
AN960-416L	58 -37
AN960-416L	58 -49
AN960-416L	61 -12
AN960-416L	70 -23
AN960-416L	70 -26
AN960-416L	71 -16
AN960-416L	71 -20
AN960-416L	71 -25
AN960-416L	93 -13
AN960-416L	94 -12
AN960-416L	110 - 6
AN960-416L	121 -45
AN960-416L	123 -45
AN960-416L	124 -34
AN960-416L	129 -26
AN960-416L	147 - 3
AN960-416L	148 - 4
AN960-416L	149 -26
AN960-416L	150 -10
AN960-416L	156 -14
AN960-416L	160 -16
AN960-416L	169 - 2
AN960-416L	170 -27
AN960-416L	190 -41
AN960-416L	191 -62
AN960-516	12 - 9
AN960-516	13 - 9
AN960-516	21 -12
AN960-516	22 - 2
AN960-516	41 -42
AN960-516	55 - 4
AN960-516	56 - 4
AN960-516	63 - 4

PART NUMBER	FIGURE AND INDEX NO.	PART NUMBER	FIGURE AND INDEX NO.	PART NUMBER	FIGURE AND INDEX NO.
AN960-516	70 -13	AN960-816	147 -12	AN970-5	108 - 8
AN960-516	129 - 3	AN960-816L	111 - 3	AN970-5	108 -24
AN960-516	129 -41	AN960-816L	112 - 3	AN970-5	151 -12
AN960-516	155 -28	AN960-816L	148 -13	AN970-5	187 -16
AN960-516	165 -43	AN960-816L	148 -29	A1257A	4 -26
AN960-516	165 -45	AN960A816L	147 -13	A1257A	4 -34
AN960-516	166 -51	AN960BD10L	181 -24	A1274-8Z-3	5 -11
AN960-516	166 -53	AN960C-416L	126 - 6	A1280-2	4 -27
AN960-516	167 -49	AN960C416L	87 -43	A1280-2	4 -35
AN960-516	168 -71	AN960C416L	124 -23	A1280-3	4 -27
AN960-516	186 - 6	AN960C416L	171 - 9	A1280-3	4 -35
AN960-516	203 - 3	AN960D10	122 -10	A1562	114 - 3
AN960-516L	22 - 3	AN960D10	124 -44	A1635-73	71 -15A
AN960-516L	55 -26A	AN960D10	161 -45	A1636-23	61 - 3
AN960-516L	55 -30	AN960D10L	16 -17	A1636-24	71 -13
AN960-516L	56 -18	AN960D10L	110 - 2	A1638-1	71 -16B
AN960-516L	58 - 9	AN960D10L	110 - 4	A1638-11	113 - 3
AN960-516L	58 -14	AN960D10L	182 -35	A1638-2	114 - 5
AN960-516L	67 -27A	AN960D10L	183 -43	A1638-29	61 -12
AN960-516L	68 -19	AN960D10L	184 -56	A1638-30	71 -16A
AN960-6	103 -76	AN960D1216	165 -37	A1639-2	114 - 4
AN960-6	104 -51	AN960D1216L	166 -40	A1663-022-1	73 -21
AN960-6	105 -63	AN960D1216L	166 -41	A1663-022-1	75 -19
AN960-6	106 -63	AN960D1216L	166 -61	A1663-022-1	76 -19
AN960-6	165 -29	AN960D1216L	168 -63	A1663-028-1	72 -28
AN960-6	202 -14	AN960D1216L	168 -80	A1663-028-1	73 -21
AN960-6L	193 -10	AN960D16	183 -47	A1663-028-1	74 -23
AN960-616	68 -56	AN960D4L	24 -30	A1788-8Z-1	115 -11
AN960-616	68 -71	AN960D416L	148 -42C	A1788-8Z-1	116 -11
AN960-616	108 - 3F	AN960D516	165 -49	A1788-8Z-3	121 -15
AN960-616	122 - 5	AN960D516	174 - 2	A1793-6Z-3	138 -19
AN960-616	123 - 4	AN960D6	172 - 6	A2108A	23 -21
AN960-616	124 - 4	AN960D6L	105 -59	A2109-3	23 -22
AN960-616	152 - 6	AN960D6L	105 -98B	A2371	111 - 4
AN960-616	152 -29	AN960D6L	106 -57	A2371	112 - 5
AN960-616	153 - 6	AN960D6L	106 -92B	A2513-16	111 - 2
AN960-616	153 -28	AN960D616	41 -43	A2513-16	112 - 2
AN960-616	159 -38	AN960D616	67 - 7	A2513-38	113 - 2
AN960-616L	67 -31	AN960D616	90 -78	A2513-66	61 -11
AN960-616L	67 -53	AN960D716	67 -10	A2947-2	114 - 2
AN960-616L	67 -62	AN960D8L	105 -75	A30010	71 - 8
AN960-616L	68 -55	AN960D8L	105 -98A	A30011	71 -11
AN960-616L	90 -55	AN960D8L	106 -92	A30013	71 -12
AN960-716	4 - 6	AN960D8L	106 -92A	A30014	71 -10
AN960-716	68 -14	AN960D8L	195 -10	A30015	71 - 9
AN960-716	125 - 2	AN960D916	182 -39	A30021	71 -29
AN960-716	142 -10	AN960D916	184 -59	A30023	71 -19
AN960-716	142 -15	AN960PD10	178 -18	A30030	71 -31
AN960-716	143 - 5	AN960PD10	179 -15	A30040	71 -33
AN960-716	143 - 7	AN960PD10	182 -29	A30047	61 - 5
AN960-716	143 -15	AN960PD10	183 -37	A30048	61 - 4
AN960-716	144 - 8	AN960PD10	184 -40	A30078-1	61 -10
AN960-716	144 -10	AN960PD10	185 -24	A30078-2	61 - 6
AN960-716	144 -18	AN960PD10L	180 -23	A30079-1	71 - 4
AN960-716L	123 - 9	AN960PD10L	185 -33	A30079-2	71 - 7
AN960-716L	161 -33	AN960PD1416L	185 -41	A30085	71 -32
AN960-716L	172 -33	AN960PD416	148 -42E	A30087	71 -23
AN960-8	29 -24	AN960PD6L	148 -34	A30087	71 -27
AN960-8	30 -28	AN960PD6L	148 -39	A3047A6-92	168 -16
AN960-8	30 -33	AN970-3	97 -60	A3047A6-92	168 -20
AN960-8	93 -84	AN970-3	110 - 3	A39070	62 - 4
AN960-8	94 -86	AN970-3	122 - 9	A39070	63 -10
AN960-8	139 -28	AN970-3	123 -43	A39070	70 -10
AN960-8	190 -33	AN970-3	124 -44	A4513-1	23 -20
AN960-8	191 -31	AN970-3	133 -46	A6-75	78 -25
AN960-8L	30 -19	AN970-3	136 -27	A6191-8Z-1	115 -12
AN960-8L	114 - 8	AN970-3	166 -67	A6191-8Z-1	116 -12
AN960-8L	196 - 9	AN970-3	167 -60	A6204-8Z3	11 -12
AN960-8L	204 -12	AN970-3	168 -86	A7512-12	4 -25
AN960-8L	204 -25	AN970-3	172 -14	A7512-12	4 -33
AN960-816	4 - 3	AN970-3	202 -20	A880-6Z3	103 -48
AN960-816	21 - 6	AN970-4	190 -11	A9028-4Z-3	82 -25
AN960-816	21 - 7	AN970-4	191 - 2	B1316	130 -11
AN960-816	105 -68	AN970-4	192 -16	B30007	71 -14

PART NUMBER	FIGURE AND INDEX NO.	PART NUMBER	FIGURE AND INDEX NO.	PART NUMBER	FIGURE AND INDEX NO.
B30024	71 -26	C262001-0102	60 -12	C299505-0102	106 -74
B30026	71 -23	C262001-0201	70 -31	C299505-0203	104 -68
B30026	71 -27	C262001-0202	60 -12	C299505-0203	105 -73
B30027	71 -22	C262003-0101	62 -13	C30019	71 -17
B3005A1	180 -19	C262003-0101	63 -12	C30041	71 -18
B3005A1	181 -21	C262003-0101	69 -24	C30057	61 - 9
B30076	71 - 5	C262003-0101	70 -31	C301001-0211	159 -43
B30077	61 - 8	C262003-0101	71 - 1	C301002-0103	159 -40
B30089	71 -28	C262003-0102	59 - 8	C301002-0301	159 -36
B30195	71 -14	C262003-0102	60 -12	C301002-0308	159 -42
B4416D	57 -26	C262003-0102	61 - 1	C30163	71 - 6B
B4416D	58 -31	C262004-0101	61 - 1	C30163-1	71 - 6A
B610	19 - 8	C262004-0102	71 - 1	C30172	61 - 7B
B610	20 - 6	C262023-0101	59 - 9	C30172-1	61 - 7A
B610	147 -19	C262023-0101	60 -13	C4189	156 -10
B610	148 - 7	C262023-0101	61 - 2	C4189	156 -11
B610	159 -21	C262023-0102	62 -13	C4189	156 -28
B610	159 -36	C262023-0102	63 -13	C4189	156 -30
B610-OH	19 - 8	C262023-0102	69 -25	C421001-0101	108 -37
B610-P	19 - 8	C262023-0102	70 -32	C421001-0102	108 -38
B610-P	147 -19	C262023-0102	71 - 2	C431001-0101	180 -20
B610-OH	147 -19	C291502-0101	104 -60	C431001-0101	181 -22
CA-2	99 -43	C291502-0101	166 -54	C431001-0101	182 -33
CA-2	100 -46	C291502-0102	103 -59	C431001-0101	183 -41
CA-2	102 -66A	C291502-0102	104 -60	C431001-0101	184 -49
CM2629N1	101 -16	C291502-0103	104 -60	C431002-0101	128 -12
CM2692-20-1S	20 -37	C291502-0103	105 -92	C431002-0102	184 -48
CM2692-28-1S	7 -37	C291502-0103	106 -76	C431002-0102	185 -44
CM2692-28-1S	9 -39	C291502-0103	166 -54	C431003-0101	184 -48
CM2692-28-1S	14 -11	C292501-0102	99 - 8	C431003-0101	185 -44
CM2692-28-1S	15 -12	C292501-0102	100 - 7	C431003-0301	185 -44
CR163-4-4	72 -40	C292501-0102	102 -47	C482001-0101	177 -11
CR163-4-4	73 -35	C292501-0102	103 -72	C482001-0101	178 -25
CR163-4-8	19 -28	C292501-0102	104 -61	C482001-0101	179 -28
CR763-4-2	192 - 4	C292501-0104	105 -87	C482001-0101	182 -36
CR763-4-4	76 -35	C292501-0104	106 -90D	C482001-0101	183 -44
C1-C2	1 - 1	C292501-0203	99 - 7	C482001-0101	184 -46
C109	55 -12	C292501-0203	102 -47	C482001-0201	184 -45
C109	56 -12	C292501-0203	103 -72	C482001-0301	185 -38
C156001-0104	5 - 6	C294501-0101	178 -15	C482001-0401	185 -39
C156001-0104	16 - 8A	C294501-0101	179 -12	C590501-0101	159 -27
C156001-0104	17 -16B	C294501-0101	182 -26	C593001-0101	191 -63
C161001-0304	113 - 1	C294501-0101	183 -34	C594501-0201	201 -16
C161001-0305	113 - 1	C294501-0101	184 -38	C594501-0203	201 -16
C161001-0306	113 - 1	C294501-0101	185 -22	C594502-0101	201 -16A
C161001-0307	113 - 1	C294501-0102	178 -19	C6AB-10A730A	191 -25
C161001-0308	113 - 1	C294501-0102	179 -16	C611001-0101	127 -11
C161001-0309	113 - 1	C294501-0102	182 -30	C611001-0101	128 - 7
C163001-0103	70 -	C294501-0102	183 -38	C611001-0102	191 -25
C163001-0104	70 -	C294501-0102	184 -42	C611001-0201	203 -21
C163002-0101	71 - 2	C294501-0102	185 -26	C611501-0101	128 - 5
C163002-0201	61 - 2	C294501-0103	178 -20	C611501-0101	191 -39
C163003-0101	71 - 2	C294501-0103	179 -17	C611501-0102	191 -39
C163003-0201	61 - 2	C294501-0103	182 -31	C611501-0202	127 - 9
C163030-0103	70 -14	C294501-0103	183 -39	C611501-0202	203 - 1
C163030-0105	70 -14	C294501-0103	184 -43	C611501-0204	203 - 1
C163030-0107	70 -14	C294501-0103	185 -27	C621001-0106	201 -
C163030-0111	70 -14	C294502-0101	185 -29	C622001-0102	23 -18
C163032-0105	71 -17	C294505-0101	163 -13	C622001-0104	23 -21
C165001-0102	182 -34	C294505-0101	164 -	C622001-0201	4 -41
C165001-0102	183 -42	C294505-0101	187 -41	C622001-0202	4 -31
C165001-0102	184 -55	C294505-0102	164 - 1	C622001-0401	23 -18
C17312-3	201 - 4	C294505-0102	163 -14	C622003-0101	4 -44
C17313	201 - 7	C294510-0301	116 -29	C622003-0103	3 - 6A
C17325	201 - 2	C294510-0301	117 -27	C622003-0103	105 -98
C17326	201 - 5	C294510-0301	118 -43	C622003-0104	4 -45
C17330	201 - 3	C294510-0301	119 -35	C622003-0105	3 - 6A
C17331-3	201 - 6	C294510-0301	120 -40	C622003-0105	105 -98
C17331-6	201 - 6	C294510-0301	123 -66	C622003-0105	106 -93
C253001-0101	72 -34	C294510-0301	125 -48	C622004-0103	191 -50
C253001-0101	73 -26	C294510-0301	127 - 6	C622006-0102	4 -44
C253001-0101	80 - 8	C299501-0101	123 - 7	C622006-0103	4 -45
C253001-0101	81 - 8	C299505-0102	104 -68	C622006-0105	4 -45A
C262001-0101	70 -31	C299505-0102	105 -73	C622007-0101	191 -54

PART NUMBER	FIGURE AND INDEX NO.
C660501-0101	108 -65
C660501-0201	108 -27
C661001-0101	102 -41
C661001-0201	102 -41
C661001-0201	103 -50
C661001-0201	178 - 2
C661001-0201	179 - 2
C661001-0201	182 - 3
C661001-0201	183 - 2
C661001-0501	104 -42
C661001-0501	184 - 1
C661001-0501	185 - 1
C661001-0502	104 -42
C661001-0502	105 -47
C661001-0502	184 - 1
C661001-0502	185 - 1
C661001-0503	104 -42
C661001-0503	105 -47
C661001-0503	184 - 1
C661001-0503	185 - 1
C661001-0504	104 -42
C661001-0504	105 -47
C661001-0504	184 - 1
C661001-0504	185 - 1
C661001-0505	105 -47
C661001-0505	184 - 1
C661001-0505	185 - 1
C661002-0101	102 -42
C661002-0201	102 -42
C661002-0201	103 -51
C661002-0201	178 - 1
C661002-0201	179 - 1
C661002-0201	182 - 1
C661002-0201	183 - 1
C661002-0301	104 -43
C661002-0301	105 -48
C661002-0301	184 - 3
C661002-0301	185 - 3
C661002-0501	104 -43
C661002-0501	184 - 3
C661002-0501	185 - 3
C661002-0503	104 -43
C661002-0503	184 - 3
C661002-0503	185 - 3
C661002-0504	104 -43
C661002-0504	105 -48
C661002-0504	184 - 3
C661002-0504	185 - 3
C661002-0505	105 -48
C661002-0505	184 - 3
C661002-0505	185 - 3
C661002-0506	105 -48
C661002-0506	184 - 3
C661002-0506	185 - 3
C661003-0201	103 -45
C661003-0501	104 -40
C661003-0501	105 -40
C661003-0504	106 -37
C661003-0601	153 -23
C661010-0102	102 -27A
C661010-0102	103 -34
C661010-0102	104 -35
C661010-0102	105 -42
C661011-0105	101 -15
C661011-0105	102 -28
C661011-0105	103 -32
C661011-0105	104 -45
C661011-0105	105 -50
C661011-0106	101 -15
C661011-0106	102 -28
C661011-0106	103 -32
C661011-0106	104 -45
C661011-0106	105 -50

PART NUMBER	FIGURE AND INDEX NO.
C661011-0202	101 -15
C661012-0101	103 -32
C661012-0101	104 -45
C661012-0101	105 -50
C661012-0101	106 -47
C661025-0102	106 -47
C661060-0103	105 -41
C661060-0109	105 -41
C661060-0109	106 -38
C661061-0103	105 -42
C661061-0106	105 -42
C661061-0106	106 -39
C661071-0101	105 -50
C661071-0101	106 -47
C661071-0102	105 -50
C661071-0102	106 -47
C661075-0101	106 -45
C661075-0101	105 -48
C661075-0101	185 - 3
C661075-0102	106 -45
C661075-0102	105 -48
C661075-0103	106 -45
C661075-0103	105 -48
C661075-0103	185 - 3
C661075-0104	106 -45
C661075-0104	105 -48
C661075-0104	185 - 3
C661075-0105	106 -45
C661075-0105	105 -48
C661075-0106	185 - 3
C661075-0106	185 - 3
C661076-0101	106 -44
C661076-0101	105 -47
C661076-0101	185 - 1
C661076-0102	106 -44
C661076-0102	105 -47
C661076-0102	185 - 1
C661076-0103	106 -44
C661076-0103	105 -47
C661076-0103	185 - 1
C661076-0104	106 -44
C661076-0104	105 -47
C661076-0105	185 - 1
C661076-0105	185 - 1
C661080-0101	105 -52
C661080-0101	106 -49
C664501-0101	103 -76
C664501-0101	104 -51
C664501-0101	105 -63
C664501-0103	105 -63
C664501-0103	106 -63
C664508-0101	105 -39
C664508-0101	106 -36
C668001-0103	103 -70
C668001-0103	104 -57
C668001-0103	105 -64
C668001-0103	102 -69
C668001-0105	105 -64
C668001-0105	106 -64
C668020-0102	105 -55
C668020-0102	106 -50
C668507-0101	108 -26A
C668509-0101	105 -51
C668509-0101	106 -48
C668509-0101	184 -37
C668509-0101	185 -21A
C668540-0101	99 -35
C668540-0101	100 -34
C668540-0101	102 -40
C668540-0101	103 -49
C668540-0101	104 -50
C668540-0101	180 -10
C668540-0101	181 - 9
C668540-0101	183 -14

PART NUMBER	FIGURE AND INDEX NO.
C668540-0101	184 -35
C669504-0103	105 -56
C669504-0103	106 -52
C669504-0105	105 -56
C669505-0101	105 -57
C669505-0101	106 -55
C669505-0104	105 -57
C669507-0101	104 -53
C669507-0102	104 -53
C733001-0101	108 -70
C733001-0103	108 -73
C9876-8-1	16 -21
C9876-8-1	16 -30
C9876-8-1	17 -14
D30058	61 - 7
D30062	71 - 6
D30065	71 - 3
D30256	71 - 3
EC1239A-8	1 -10
EC22168/A	1 -14B
EC776	1 -12
EC880	1 - 2
EQ5820	127 -10
EQ5820	203 - 2A
FC6446	70 -27
FDC2475-50	109 - 2
FH428	59 - 5
FH428	69 - 6
F620	147 -18
G859	130 - 7
G0300E	126 - 1
G441226	103 -41
G442754P	103 -42
G444541	103 -43
HE22-4-1	83 -25
HE22-4-1-1	83 -25
H322-4-1	82 -27
H322-4-1	84 -17
H322-4-1-1	82 -27
H323-3-1-1	84 -17A
H323-3-1-1	85 -20
H323-3-1-1	85 -25
H323-4-1-1	84 -17
H559-3-1	84 -17A
H559-3-1	85 -20
H559-3-1	85 -25
IDI-757	202 -25
IK-2-4	176 - 8
IK-2-4	181 -11
IK1-4-8	180 - 9
IK1-6-8	180 -27
IK1-4-6	181 - 5
IK1-4-8	180 - 6
IK10-4-8	180 - 5
IK66-1	185 -46
IK9-6	180 -18
KM610-.051	118 -37
KM610-.051	119 -29
KM610-064	120 -36
KM610-64	55 -35E
KM610-64	68 -59
K375-125	204 - 5
K375-125	204 -19
LM67010XL	59 - 6
LM67048XL	59 - 7
LN1032X	191 - 8
LOCTITE 5381	1 -14A
LOCTITE 8721	1 -14C
LP4-17AM	70 -22
LW10729	191 -43
L4858	106 -66
L4858-1	99 -14
L4858-1	100 -14
L4858-1	102 -52

PART NUMBER	FIGURE AND INDEX NO.	PART NUMBER	FIGURE AND INDEX NO.	PART NUMBER	FIGURE AND INDEX NO.
L4858-1	103 -63	MS203658632C	100 -48	MS20822-6-68	182 -41
L4858-1	104 -73	MS2J3658632C	101 -14	MS20822-6-68	183 -49
L4858-1	105 -65	MS203658832C	108 -34	MS20822-6-68	184 -61
MS100009	127 -14	MS203650420C	129 -22	MS20822-6-6D	183 -45
MS100009	130 -50	MS20392-1C11	94 -69	MS20822-6-6D	184 -57
MS124663	163 -30	MS20392-1C11	159 - 3	MS20822-6D	176 -12
MS15002-3	57 -46	MS20392-1C13	78 -13	MS20822-6D	182 -37
MS15002-3	58 -51	MS20392-1C15	87 -41	MS20822-6D	184 -28
MS15584-2	193 -14	MS20392-1C15	92 -12	MS20822-6D	185 - 6
MS15584-2	194 -13	MS20392-1C15	93 -78	MS20822-6D	185 - 9
MS15584-2	195 -18	MS20392-1C21	88 -40	MS20822-8D	152 -51
MS15584-2	199 - 6	MS20392-1C21	94 -66	MS20822-8D	166 -49
MS1628-112	66 - 58	MS20392-1C23	89 -38	MS20822-8D	167 -45
MS16624-1025	170 -14	MS20392-1C49	80 - 3	MS20822-8D	168 -57
MS16624-1081	25 - 5	MS20392-1C49	81 - 3	MS20822-8D	168 -67
MS16624-1262	68 - 2	MS20392-1C53	77 -13	MS20822-8D	184 -50
MS16624-1275	57 -47	MS20392-1C57	149 -23	MS20822-8D	187 -29
MS16624-1275	58 -52	MS20392-1C67	78 - 2	MS20822-8D	187 -31
MS16624-25	169 -39	MS20392-1C7	72 -37A	MS20822-8D	187 -33
MS16624-43	158 -51	MS20392-1C7	96 -22	MS20823-2B	123 -17
MS16625-118	65 - 2	MS20392-1C9	78 -12	MS20823-2B	125 -23
MS16625-131	64 - 2	MS20392-1C9	88 -47	MS20823-2D	174 - 2
MS16625-143	66 - 2	MS20392-1C9	89 -47	MS20823-3D	67 -20
MS16625-212	69 -19	MS20392-1C9	91 -23	MS20823-4D	67 -20
MS20002C5	67 -32	MS20392-2C11	93 - 4	MS20823-4D	70 -30
MS20002C5	67 -45	MS20392-2C11	94 - 4	MS20823-4D	172 -24
MS20002C6	67 -32	MS20392-2C13	124 -58	MS20823-4D	172 -31
MS20002C6	163 -27	MS20392-2C13	159 -30	MS20823-4D	176 - 9
MS20074-03-04	166 -65	MS20392-2C15	145 -12	MS20823-4D	180 -12
MS20074-03-04	168 -84	MS20392-2C15	145 -35	MS20823-6B	123 -23
MS20074-04-21	123 -45	MS20392-2C17	90 -15	MS20823-6D	178 - 6
MS20193-10	183 -21	MS20392-2C17	90 -39	MS20823-6D	178 -23
MS20200KP4	147 -20	MS20392-2C17	91 -14	MS20823-6D	179 -26
MS20220-1	155 -26	MS20392-2C17	92 - 2	MS20823-6D	182 -11
MS20230A2	10 - 4	MS20392-2C17	94 -50	MS20823-6D	183 -20
MS20230A2	10 - 6	MS20392-2C21	92 - 9	MS20823-8D	165 -38
MS20230A2	10 - 7	MS20392-2C27	90 -45	MS20823-8D	166 -44
MS20230A2	10 - 9	MS20392-2C37	93 -37	MS20823-8D	166 -63
MS20230A2	10 -18	MS20392-2C37	93 -56	MS20823-8D	166 -68
MS20230A2	10 -19	MS20392-2C37	93 -68	MS20823-8D	167 -44
MS20230A2	10 -20	MS20392-2C37	94 -61	MS20823-8D	167 -56
MS20230A2	10 -21	MS20392-2C41	88 -38	MS20823-8D	168 -54
MS20230A2	10 -22	MS20392-2C43	89 -36	MS20823-8D	168 -66
MS20230A2	10 -27	MS20392-2C45	93 -74	MS20823-8D	168 -82
MS20230A2	10 -28	MS20392-2C47	87 -38	MS20823-8D	187 -31A
MS20253-2	77 -10	MS20392-2C55	94 -74	MS20823-8D	187 -34
MS20253-2	107 -12	MS20392-2C71	95 -18	MS20825-4D	172 -29
MS20253-2	107 -20	MS20392-2C83	93 -74	MS20825-6D	123 -23
MS20253-2	192 - 6	MS20392-2C9	159 -33	MS20825-6D	182 -13
MS20253-5	77 - 7	MS20392-3C17	93 -15	MS20825-6D	185 - 7
MS20253-5	126 - 2	MS20392-3C17	94 -14	MS20826-6D	176 - 4
MS20253P1	107 -35	MS20392-3C25	93 -12	MS20826-6D	178 - 7
MS20364-1032C	144 -31	MS20392-3C27	74 -23	MS20826-6D	179 -10
MS20364-720C	68 -15	MS20392-3C49	93 -12	MS20826-6D	182 -18
MS20365-1018C	68 - 5	MS20392-3C49	94 -11	MS20826-6D	183 -11
MS20365-1032	203 - 5	MS20392-4C13	142 -50	MS20826-6D	183 -12
MS20365-1032	203 - 9	MS20392-4C13	143 -41	MS20826-6D	184 - 9
MS20365-1032C	123 -10B	MS20392-4C13	144 -46	MS20826-6D	184 -10
MS20365-1032C	123 -19	MS20392-5C65	92 -26	MS20913-1D	179 - 9
MS20365-1032C	184 -41	MS20426AD10	21 -11	MS20913-1D	184 -47
MS20365-1032C	185 -25	MS20435-4	55 -11	MS20913-1D	185 -10
MS20365-428A	61 -13	MS20435M4-14	56 -11	MS20913-1D	171 -14
MS20365-624C	122 - 3	MS20470AD10-31	21 - 9	MS20913-2	181 -12
MS20365-624C	123 - 5	MS20470AD10-31	21 -11	MS20913-2D	177 -23
MS20365-720C	4 - 5	MS20822-8D	165 -53	MS20913-2D	178 - 3
MS20365-720C	67 - 9	MS20822-2D	125 -52	MS20913-2D	181 -17
MS20365-720C	123 -10	MS20822-3D	68 -31	MS20913-2D	182 -15
MS20365-720C	125 - 2	MS20822-4-4D	176 - 8	MS20913-2D	184 -47
MS20365-720C	191 -40	MS20822-4-4D	178 -12	MS20913-2D	185 -10
MS20365-820C	4 - 2	MS20822-4-4D	180 -13	MS20913-2D	181 -16
MS20365-820C	21 - 5	MS20822-4-4D	182 -12	MS21042L2	125 -56
MS20365-820C	111 - 3	MS20822-4D	172 -25	MS21042L4	19 - 4
MS20365-820C	112 - 4	MS20822-4D	172 -27	MS21042L4	19 -12
MS203658632C	99 -45	MS20822-6-6	123 -21	MS21042L4	20 - 3



PART NUMBER	FIGURE AND INDEX NO.
MS21042L4	23 - 4
MS21042L4	25 - 4
MS21042L4	26 -14
MS21042L4	31 -23
MS21042L4	32 -27
MS21042L4	33 -27
MS21042L4	57 -10
MS21042L4	58 - 5
MS21042L4	58 -10
MS21042L4	58 -15
MS21042L4	60 -11
MS21042L4	61 -13
MS21042L4	62 -12
MS21042L4	70 -25
MS21042L4	71 -17
MS21042L4	71 -21
MS21042L4	87 -55
MS21042L4	88 -59
MS21042L4	89 -54
MS21042L4	90 -37
MS21042L4	92 -33
MS21042L4	95 -23
MS21042L4	96 -20
MS21042L4	97 - 4
MS21042L4	97 -16
MS21042L4	98 - 3
MS21042L4	98 - 9
MS21042L4	98 -18
MS21042L4	108 -40
MS21042L4	108 -41
MS21042L4	110 - 6
MS21042L4	122 -22
MS21042L4	123 -10C
MS21042L4	123 -37
MS21042L4	123 -41
MS21042L4	124 -21
MS21042L4	124 -33
MS21042L4	125 - 6
MS21042L4	126 - 6
MS21042L4	129 -27
MS21042L4	131 -19
MS21042L4	147 - 4
MS21042L4	148 - 3
MS21042L4	148 -11
MS21042L4	148 -42E
MS21042L4	149 - 5
MS21042L4	149 -13
MS21042L4	149 -18
MS21042L4	149 -25
MS21042L4	149 -30
MS21042L4	149 -34
MS21042L4	149 -38
MS21042L4	149 -43
MS21042L4	149 -55
MS21042L4	150 - 4
MS21042L4	150 - 9
MS21042L4	150 -14
MS21042L4	150 -18
MS21042L4	150 -22
MS21042L4	150 -27
MS21042L4	150 -39
MS21042L4	154 - 3
MS21042L4	154 - 7
MS21042L4	154 -21
MS21042L4	154 -24
MS21042L4	154 -28
MS21042L4	155 - 2
MS21042L4	155 - 6
MS21042L4	155 -20
MS21042L4	155 -25
MS21042L4	158 -53
MS21042L4	158 -69
MS21042L4	159 -21
MS21042L4	159 -36

PART NUMBER	FIGURE AND INDEX NO.
MS21042L4	159 -47
MS21042L4	160 -17
MS21042L4	160 -21
MS21042L4	169 - 3
MS21042L4	169 -47
MS21042L4	170 -28
MS21042L4	189 -16
MS21042L4	189 -20
MS21042L4	190 -11
MS21042L4	190 -21
MS21042L4	190 -40
MS21042L4	191 -21
MS21042L4	191 -61
MS21042L4	203 - 4
MS21042L4	203 -19
MS21042L4	203 -22
MS21042L5	12 - 8
MS21042L5	13 - 8
MS21042L5	21 -12
MS21042L5	22 - 4
MS21042L5	24 - 4
MS21042L5	31 -57
MS21042L5	32 -47
MS21042L5	33 -51
MS21042L5	55 - 2
MS21042L5	55 -27
MS21042L5	56 - 2
MS21042L5	57 - 6
MS21042L5	63 - 5
MS21042L5	67 -28
MS21042L5	67 -32
MS21042L5	67 -44
MS21042L5	68 -20
MS21042L5	70 -14
MS21042L5	108 - 9
MS21042L5	151 -13
MS21042L5	155 -29
MS21042L5	187 -17
MS21042L5	203 - 2
MS21042L6	34 -52
MS21042L6	35 -52
MS21042L6	55 - 8
MS21042L6	56 - 8
MS21042L6	67 - 6
MS21042L6	67 -30
MS21042L6	67 -32
MS21042L6	67 -42
MS21042L6	124 - 6
MS21042L6	159 -39
MS21042N08	94 -72
MS21044N06	99 -30
MS21044N06	101 -24
MS21044N06	101 -30
MS21044N06	102 -24
MS21044N06	103 -29
MS21044N06	103 -76
MS21044N06	104 -25
MS21044N06	104 -40
MS21044N06	104 -48
MS21044N06	104 -51
MS21044N06	105 -30
MS21044N06	105 -40
MS21044N06	105 -55
MS21044N06	105 -60
MS21044N06	106 -29
MS21044N06	107 -32
MS21044N06	161 - 5
MS21044N06	172 - 5
MS21044N06	199 - 2
MS21044N06	202 -15
MS21044N08	25 -11
MS21044N08	30 -19
MS21044N08	30 -28
MS21044N08	37 -12

PART NUMBER	FIGURE AND INDEX NO.
MS21044N08	67 -19
MS21044N08	79 - 7
MS21044N08	87 - 7
MS21044N08	88 - 7
MS21044N08	89 - 7
MS21044N08	90 - 7
MS21044N08	93 -82
MS21044N08	93 -84
MS21044N08	94 -87
MS21044N08	95 -16
MS21044N08	97 - 6
MS21044N08	97 - 8
MS21044N08	103 -52
MS21044N08	104 -49
MS21044N08	105 -62
MS21044N08	106 -62
MS21044N08	108 -21
MS21044N08	125 -19
MS21044N08	139 -28
MS21044N08	151 -23
MS21044N08	152 -10
MS21044N08	152 -34
MS21044N08	153 -10
MS21044N08	153 -33
MS21044N08	161 -38
MS21044N08	161 -54
MS21044N08	168 -32
MS21044N08	185 -38
MS21044N08	196 -11
MS21044N08	200 - 5
MS21044N08	201 -20
MS21044N3	16 -26
MS21044N3	17 - 3
MS21044N3	19 -14
MS21044N3	19 -21
MS21044N3	20 - 8
MS21044N3	20 -19
MS21044N3	28 -29
MS21044N3	29 -25
MS21044N3	30 -34
MS21044N3	31 -21
MS21044N3	31 -44
MS21044N3	32 -16
MS21044N3	33 -16
MS21044N3	33 -31E
MS21044N3	34 - 4
MS21044N3	34 - 8
MS21044N3	34 -37
MS21044N3	34 -44
MS21044N3	35 - 4
MS21044N3	35 -8
MS21044N3	35 -38
MS21044N3	35 -46
MS21044N3	40 -31
MS21044N3	44 - 6
MS21044N3	44 -10
MS21044N3	45 - 7
MS21044N3	45 -11
MS21044N3	49 - 1B
MS21044N3	49 -83
MS21044N3	49 -91
MS21044N3	49 -92
MS21044N3	51 - 9
MS21044N3	52 - 5
MS21044N3	55 - 7
MS21044N3	55 -34
MS21044N3	55 -34A
MS21044N3	55 -34B
MS21044N3	55 -34C
MS21044N3	56 - 7
MS21044N3	67 -56
MS21044N3	67 -65
MS21044N3	68 -10
MS21044N3	68 -11

PART NUMBER	FIGURE AND INDEX NO.
MS21044N3	68 -37
MS21044N3	68 -46
MS21044N3	68 -65
MS21044N3	72 - 2
MS21044N3	73 - 2
MS21044N3	74 - 3
MS21044N3	75 - 3
MS21044N3	76 - 2
MS21044N3	80 - 6
MS21044N3	81 - 6
MS21044N3	87 -20
MS21044N3	87 -59
MS21044N3	88 -21
MS21044N3	88 -63
MS21044N3	89 -19
MS21044N3	89 -58
MS21044N3	90 -18
MS21044N3	91 -13
MS21044N3	91 -21
MS21044N3	91 -21D
MS21044N3	93 - 3
MS21044N3	94 - 3
MS21044N3	95 -15
MS21044N3	95 -17
MS21044N3	95 -29
MS21044N3	108 -55
MS21044N3	110 - 2
MS21044N3	110 - 4
MS21044N3	122 - 8
MS21044N3	122 -10A
MS21044N3	122 -17
MS21044N3	122 -19B
MS21044N3	122 -32
MS21044N3	122 -38
MS21044N3	123 -32
MS21044N3	123 -43
MS21044N3	123 -44
MS21044N3	123 -75
MS21044N3	123 -79
MS21044N3	124 -11
MS21044N3	124 -18
MS21044N3	124 -27
MS21044N3	124 -29
MS21044N3	124 -38
MS21044N3	124 -43
MS21044N3	124 -44
MS21044N3	124 -50
MS21044N3	125 -33
MS21044N3	125 -43
MS21044N3	125 -47
MS21044N3	126 -20
MS21044N3	129 - 5
MS21044N3	129 -18
MS21044N3	130 -35
MS21044N3	131 -14
MS21044N3	132 -13
MS21044N3	138 -38
MS21044N3	140 -32
MS21044N3	141 -12
MS21044N3	142 -38
MS21044N3	142 -47
MS21044N3	142 -54
MS21044N3	142 -57
MS21044N3	143 -29
MS21044N3	143 -38
MS21044N3	143 -45
MS21044N3	143 -48
MS21044N3	144 -45U
MS21044N3	147 -10
MS21044N3	147 -16
MS21044N3	147 -23
MS21044N3	148 -18
MS21044N3	148 -21
MS21044N3	148 -23

PART NUMBER	FIGURE AND INDEX NO.
MS21044N3	148 -27
MS21044N3	148 -44
MS21044N3	149 -48
MS21044N3	149 -61
MS21044N3	150 -32
MS21044N3	150 -46
MS21044N3	151 -20
MS21044N3	156 - 8
MS21044N3	156 -15
MS21044N3	156 -21
MS21044N3	156 -26
MS21044N3	157 -13
MS21044N3	157 -17
MS21044N3	157 -24
MS21044N3	157 -29
MS21044N3	158 -23
MS21044N3	158 -27
MS21044N3	158 -32
MS21044N3	158 -37
MS21044N3	158 -42
MS21044N3	158 -46
MS21044N3	159 - 7
MS21044N3	159 -12
MS21044N3	159 -26
MS21044N3	159 -51
MS21044N3	161 -46
MS21044N3	165 -17
MS21044N3	166 -31
MS21044N3	166 -77
MS21044N3	167 -33
MS21044N3	168 -11
MS21044N3	168 -47
MS21044N3	169 -23
MS21044N3	169 -52
MS21044N3	170 -23
MS21044N3	170 -24
MS21044N3	172 -14
MS21044N3	172 -19
MS21044N3	172 -26
MS21044N3	178 -17
MS21044N3	178 -32
MS21044N3	179 -14
MS21044N3	179 -35
MS21044N3	181 -24
MS21044N3	182 - 9
MS21044N3	182 -28
MS21044N3	182 -35
MS21044N3	183 -10
MS21044N3	183 -36
MS21044N3	183 -43
MS21044N3	184 -56
MS21044N3	187 -12
MS21044N3	187 -27
MS21044N3	189 -15
MS21044N3	189 -23
MS21044N3	190 - 4
MS21044N3	190 -15
MS21044N3	191 - 4
MS21044N3	191 -15
MS21044N3	191 -52
MS21044N3	191 -58
MS21044N3	192 - 3
MS21044N3	192 -17
MS21044N3	202 -21
MS21044N3	203 -27
MS21044N3	205 - 3
MS21045-08	46 -16
MS21045-08	190 -30
MS21045-08	190 -34
MS21045-08	191 -32
MS21045-08	191 -36
MS21045L06	106 -37
MS21045L06	106 -59
MS21045L06	106 -63

PART NUMBER	FIGURE AND INDEX NO.
MS21045L06	173 -13
MS21045L3	137 -15
MS21045L3	139 -15E
MS21045L3	139 -44
MS21045L3	144 -34
MS21045L3	144 -43
MS21045L3	144 -50
MS21045L3	144 -53
MS21045L3	145 -10
MS21045L3	145 -17
MS21045L3	145 -20
MS21045L3	145 -26
MS21045L3	145 -39
MS21045L3	176 -16
MS21045L3	177 -27
MS21045L3	185 -34
MS219190G12	123 -32
MS219190G12	123 -33
MS219190G12	184 -63
MS219190G3	67 -17
MS219190G3	68 -29
MS219190G3	143 -17
MS219190G3	144 -20
MS219190G3	186 -12
MS219190G3	186 -13
MS219190G4	4 -39
MS219190G4	6 - 4
MS219190G4	8 - 4
MS219190G6	123 -17
MS219190G6	166 -12
MS219190G6	168 -11
MS219190G8	184 -63
MS219190G9	161 -43
MS24665-132	26 - 8A
MS24665-132	55 - 5
MS24665-132	56 - 5
MS24665-132	57 -35
MS24665-132	58 -40
MS24665-132	72 -37A
MS24665-132	77 -15
MS24665-132	78 - 3
MS24665-132	78 -14
MS24665-132	80 - 4
MS24665-132	81 - 4
MS24665-132	87 -38
MS24665-132	87 -41
MS24665-132	88 -38
MS24665-132	88 -48
MS24665-132	89 -36
MS24665-132	89 -39
MS24665-132	89 -47
MS24665-132	90 -15
MS24665-132	90 -39
MS24665-132	90 -45
MS24665-132	90 -63
MS24665-132	91 -14
MS24665-132	91 -23
MS24665-132	92 - 3
MS24665-132	92 - 9
MS24665-132	92 -13
MS24665-132	92 -14
MS24665-132	93 - 6
MS24665-132	93 -39
MS24665-132	93 -57
MS24665-132	93 -70
MS24665-132	93 -76
MS24665-132	93 -79
MS24665-132	94 - 6
MS24665-132	94 -50
MS24665-132	94 -63
MS24665-132	94 -67
MS24665-132	94 -76
MS24665-132	95 -19
MS24665-132	96 -24

PART NUMBER	FIGURE AND INDEX NO.
MS24665-132	124 -56
MS24665-132	129 - 4
MS24665-132	142 -60
MS24665-132	142 -63
MS24665-132	143 -51
MS24665-132	143 -54
MS24665-132	144 -56
MS24665-132	144 -59
MS24665-132	145 - 5
MS24665-132	145 -13
MS24665-132	145 -31
MS24665-132	145 -36
MS24665-132	149 -22
MS24665-132	158 -28
MS24665-132	159 -32
MS24665-132	169 -37
MS24665-132	170 -12
MS24665-132	188 -10
MS24665-134	55 -19
MS24665-134	55 -36C
MS24665-134	57 -30
MS24665-134	57 -42
MS24665-134	58 -35
MS24665-134	58 -47
MS24665-134	90 -60
MS24665-134	93 -14
MS24665-134	94 -13
MS24665-134	121 -47
MS24665-134	144 -45E
MS24665-134	149 -58
MS24665-134	150 -42
MS24665-134	154 -11
MS24665-134	154 -16
MS24665-134	155 -10
MS24665-134	155 -15
MS24665-134	158 - 5
MS24665-134	158 -10
MS24665-134	158 -12
MS24665-134	158 -16
MS24665-134	158 -20
MS24665-134	158 -24
MS24665-134	158 -38
MS24665-134	158 -43
MS24665-134	159 - 3
MS24665-134	159 - 9
MS24665-134	160 - 5
MS24665-134	160 - 9
MS24665-134	165 -23
MS24665-136	55 -31
MS24665-136	56 -20
MS24665-136	149 -32
MS24665-136	150 -16
MS24665-136	154 -25
MS24665-136	155 -21
MS24665-136	158 -33
MS24665-136	160 -22
MS24665-136	165 -31
MS24665-136	188 -12
MS24665-140	149 -46
MS24665-140	150 -30
MS24665-281	142 -51
MS24665-281	143 -42
MS24665-281	144 -47
MS24665-283	91 -25
MS24665-283	92 -28
MS24665-285	145 - 3
MS24665-285	145 -29
MS24665-285	155 -30
MS24665-285	157 -18
MS24665-285	159 -13
MS24665-317	68 -16
MS24665-351	67 -24
MS24665-351	68 -23
MS24665-355	156 -27

PART NUMBER	FIGURE AND INDEX NO.
MS24665-355	157 -14
MS24665-355	160 -18
MS24665-357	149 -28
MS24665-357	150 -12
MS24665-362	67 -47A
MS24665-362	68 -52
MS24665-5	90 -55
MS24665-5	148 -35
MS24665-5	148 -40
MS24665-5	149 - 7
MS24665-5	169 -11
MS25082B2	105 -24
MS25082B2	106 -22
MS28775-027	66 - 4A
MS28775-110	146 -22
MS28775-112	66 - 5A
MS28778-2	123 -69
MS28778-2	125 -54
MS28778-3	143 -22
MS28778-3	144 -25
MS28778-4	16 - 6
MS28778-4	17 -10
MS28778-4	67 -22
MS28778-4	69 -22
MS28778-4	142 - 5
MS28778-4	146 -11
MS28782-22	66 - 6
MS29513-007	169 -12
MS29513-10	169 -42
MS29513-10	170 -17
MS29513-111	169 -31
MS29513-111	170 - 6
MS29513-138	169 -32
MS29513-138	170 - 7
MS3106A1457S	186 -10
MS35489-106S	168 -20A
MS35489-11	99 -46
MS35489-11	100 -49
MS35489-11	136 - 7
MS35489-11	165 - 3
MS35489-11	166 - 3
MS35489-11	167 - 3
MS35489-11	168 - 3
MS35489-118	28 -46
MS35489-118	29 -40
MS35489-118	30 -47
MS35489-12	53 -10
MS35489-13	201 -14
MS35489-134	166 -72
MS35489-134	199 - 4
MS35489-15	134 - 9
MS35489-15	134 -13
MS35489-15	135 -11
MS35489-15	135 -14
MS35489-15	135 -31
MS35489-15	165 -33
MS35489-17	108 -11
MS35489-17	133 - 5
MS35489-17	187 -14
MS35489-17	187 -36
MS35489-19	99 -47
MS35489-19	100 -50
MS35489-20	31 -42
MS35489-20	31 -42
MS35489-20	136 - 9
MS35489-205	32 -39
MS35489-205	33 -40
MS35489-22	133 - 4
MS35489-22	136 - 8
MS35489-22	187 -36
MS35489-33	106 -23
MS35489-33	204 - 4
MS35489-33S	204 -18
MS35489-36S	143 -18

PART NUMBER	FIGURE AND INDEX NO.
MS35489-36S	144 -21
MS35489-4	106 -17
MS35489-4	193 -22
MS35489-4	194 -19
MS35489-4	195 -24
MS35489-4	202 -17
MS35489-4	204 -14
MS35489-6	10 -10
MS35489-6	108 -35
MS35489-6	200 - 6
MS35489-7	142 -21
MS35489-9	7 - 6
MS35489-9	9 - 6
MS35489-9	161 -31
MS51959-5B	204 -22
MS9021-038	127 - 8
MS9025-02	170 -21
MX25A	1 -14
M31AS832R6C	81 -14
M31AS832R8C	81 -14
M451	36 - 9
M451	157 - 8
NAS1022A3	188 - 5
NAS1022A3	188 -12
NAS1067A3	123 -53B
NAS1067A3	123 -59A
NAS1067A3	135 -32
NAS1067A3	197 - 3
NAS1068A4	124 -12
NAS1080C8	47 - 2
NAS1080C8	47 - 7
NAS1080C8	47 -10
NAS1080C8	47 -11
NAS1329A06K120	4 -42
NAS1329A06K120	4 -48
NAS1329A06K120	7 -47
NAS1329A06K120	7 -48
NAS1329A06K120	9 -50
NAS1329A08-75	21 -17
NAS1329A08-75	21 -20
NAS1329A08-75	21 -20
NAS1329A08K120	4 -32
NAS1428-8	47 - 7
NAS1428-8	47 -10
NAS1428-8	47 -11
NAS1428-9	47 - 2
NAS144-17	32 -27
NAS144-17	33 -27
NAS145-35	67 -43
NAS145-39	67 -32
NAS145-41	67 -32
NAS146-35	67 -41
NAS146-40	67 -32
NAS146-42	67 -32
NAS178-8-10	47 -11
NAS178-8-6	46 - 3
NAS178-8-6	46 - 6
NAS178-8-7	34 -31
NAS178-8-7	34 -53
NAS178-8-7	35 -32
NAS178-8-7	35 -53
NAS178-8-7	46 - 9
NAS178-8-8	47 - 7
NAS178-8-8	47 -10
NAS178-8-9	47 - 2
NAS179-8	34 -32
NAS179-8	34 -54
NAS179-8	35 -33
NAS179-8	35 -54
NAS179-8	46 - 3
NAS179-8	46 - 6
NAS179-8	46 - 9
NAS179-8	47 - 2
NAS179-8	47 - 7

PART NUMBER	FIGURE AND INDEX NO.
NAS179-8	47 -10
NAS179-8	47 -11
NAS220-10	30 -28
NAS220-11	93 -84
NAS220-11	94 -85
NAS220-12	4 -16
NAS220-12	4 -16
NAS220-12	5 - 3
NAS220-12	5 - 3
NAS220-12	30 -28
NAS220-4	67 -23
NAS220-5	157 - 6
NAS220-6	67 -18
NAS220-7	4 -16
NAS220-8	4 -16
NAS220-8	4 -16
NAS220-8	5 - 3
NAS220-8	5 - 3
NAS220-8	5 - 3
NAS220-8	5 - 3
NAS220-9	4 -16
NAS220-9	30 -28
NAS221-10	108 - 2
NAS221-10	159 -50
NAS221-14	159 -51
NAS221-17	72 -50
NAS221-17	73 -46
NAS221-17	74 -32
NAS221-17	75 -25
NAS221-7	55 -34
NAS221-8	6 -44
NAS221-8	8 -40
NAS221-8	19 -20
NAS221-9	67 -15
NAS221-9	68 -11
NAS288-35	148 -33
NAS288-35LH	149 -10
NAS288-35RH	149 -11
NAS295M4	38 - 7
NAS395-1-3	107 - 4
NAS395-1-3	193 - 5
NAS395-1-3	193 -21
NAS395-1-3	194 - 2B
NAS395-1-3	195 - 5
NAS395-12	28 -23
NAS395-12-1	184 -63
NAS395-12-3	99 -40
NAS395-12-3	100 -43
NAS395-12-3	102 -65
NAS395-12-3	162 - 6
NAS395-14-3	7 -13
NAS395-14-3	9 -14
NAS395-14-3	10 -13
NAS395-14-3	11 -15
NAS395-14-3	11 -15A
NAS395-14-3	14 - 8
NAS395-14-3	14 -10
NAS395-14-3	15 - 9
NAS395-14-3	15 -11
NAS395-14-3	20 -34
NAS395-14-3	24 -25
NAS395-14-3	28 -32
NAS395-14-3	29 -28
NAS395-14-3	30 -37
NAS395-14-3	31 -37
NAS395-14-3	32 -21
NAS395-14-3	33 -21
NAS395-14-3	52 -13
NAS395-14-3	131 - 6
NAS395-14-3	132 - 4
NAS395-14-3	161 -23
NAS395-16-3	72 -22
NAS395-16-3	74 -23
NAS395-16-3	82 -18
NAS395-16-3	161 - 2

PART NUMBER	FIGURE AND INDEX NO.
NAS395-16-3	161 - 5
NAS395-17-3	4 -49
NAS395-17-3	67 - 3
NAS395-18-1	162 -11
NAS395-18-3	165 -18
NAS395-19-3	138 -27
NAS395-19-3	139 -23
NAS395-19-3	139 -23C
NAS395-2-3	103 -39
NAS395-2-3	105 -49
NAS395-2-3	106 -46
NAS395-2-3	186 -10
NAS395-3-3	31 -41
NAS395-3-3	31 -41
NAS395-3-3	32 -38
NAS395-3-3	33 -39
NAS395-3-3	193 - 4
NAS395-3-3	194 - 2A
NAS395-3-3	194 -12A
NAS395-3-3	195 - 3
NAS395-3-3	195 -14
NAS395-4-3	6 -22
NAS395-4-3	8 -18
NAS395-4-3	104 -15B
NAS395-4-3	105 -54
NAS395-4-3	106 -35
NAS395-5-3	73 -32
NAS395-5-3	76 -29
NAS395-6-3	44 -22
NAS395-6-3	102 -40
NAS395-6-3	103 -49
NAS395-6-3	107 - 5
NAS395-6-3	179 - 6
NAS396-6-3	138 -22
NAS396-7	73 -46
NAS396-7	75 -25
NAS396-7	76 -44A
NAS396-7	84 -13
NAS397-10	178 -28
NAS397-10	179 -31
NAS397-12	56 -15
NAS397-12	177 - 4
NAS397-12	180 - 4
NAS397-12	180 - 8
NAS397-12	181 - 4
NAS397-12-1	53 -13
NAS397-14	177 - 8
NAS397-14	177 -13
NAS397-14	180 -26
NAS397-14	180 -31
NAS397-14	180 -36
NAS397-14	181 - 7
NAS397-14	181 -26
NAS397-14	181 -29
NAS397-14	181 -32
NAS397-14	182 -47
NAS397-14	182 -49
NAS397-14	183 -56
NAS397-14	183 -58
NAS397-14	184 -68
NAS397-14	184 -70
NAS397-16	55 -15
NAS397-16	126 - 9
NAS397-16	126 -13
NAS397-16	138 -29
NAS397-16	180 -17
NAS397-16	181 -19
NAS397-16-1	125 -11
NAS397-16-1	125 -17
NAS397-18	123 -35
NAS397-18	138 -25
NAS397-18	139 -19
NAS397-18	139 -22
NAS397-18	139 -23B

PART NUMBER	FIGURE AND INDEX NO.
NAS397-28	166 -79
NAS397-32	123 -51
NAS397-32	140 - 2
NAS397-32	141 -19
NAS397-32	141 -22
NAS397-34	203 -13
NAS397-34	203 -13
NAS397-8	54 -10
NAS397-8	177 -20
NAS397-8	179 -11
NAS397-8	180 -13
NAS397-8	183 -13
NAS397-8	183 -13A
NAS397-8	184 -29
NAS397-8	184 -30
NAS397-8	184 -31
NAS397-8	185 -17
NAS397-8	185 -17A
NAS397-8	181 -13
NAS398-50	123 -29
NAS398-50	125 -26
NAS398-50	125 -27
NAS398-50	125 -29
NAS398-50	126 -16
NAS398-50	126 -18
NAS398-50	138 -34
NAS398-50	139 -40
NAS398-50	140 -13
NAS398-50	140 -17
NAS398-50	140 -21
NAS398-50	140 -24
NAS398-50	140 -28
NAS398-50	141 -14
NAS398-50	141 -16
NAS398-54	121 -38
NAS42HT4-16	158 -61
NAS42HT5-36	158 -60
NAS42HT6-8	145 -32
NAS428H3-12	160 -12
NAS428H3-16	24 - 1
NAS430D0-15	204 -22
NAS430D0-6	204 - 2
NAS430D0-6	204 -16
NAS430D1-14	103 -39
NAS430D1-14	104 -48
NAS430D1-22	102 -29
NAS430D1-40	107 -32
NAS430D1-42	105 -59
NAS430D1-42	106 -58
NAS430D1-9	102 -30
NAS430D1-9	103 -40
NAS430D1-9	104 -53
NAS430D3-12	91 -21C
NAS430D3-12	159 -34
NAS430D3-12	166 -71
NAS430D3-16	181 -24
NAS430D3-16	190 -29
NAS430D3-16	191 -35
NAS430D3-16	198 -11
NAS430D3-16	201 -22
NAS430D3-18	94 -74A
NAS430D3-19	108 -61
NAS430D3-22	102 -21
NAS430D3-22	105 -75
NAS430D3-23	142 -27
NAS430D3-24	103 -25
NAS430D3-24	104 -20
NAS430D3-24	105 -34
NAS430D3-24	124 -58
NAS430D3-24	203 - 8
NAS430D3-26	108 -60
NAS430D3-27	77 -18
NAS430D3-3	91 -21C
NAS430D3-32	144 -32



PART NUMBER	FIGURE AND INDEX NO.
NAS430D3-5	138 -14
NAS430D3-5	139 -14
NAS430D3-7	198 -10
NAS430D3-8	108 -54
NAS430D6-33	92 -27
NAS430D6-35	166 -34
NAS43HT3-12	145 -36
NAS43HT3-16	87 -20
NAS43HT3-16	90 -18
NAS43HT3-32	123 -33
NAS43HT3-34	72 -44
NAS43HT3-34	73 -39
NAS43HT3-34	76 -39
NAS43HT3-4	159 -51
NAS43HT3-42A	33 -31C
NAS43HT3-6	97 - 3
NAS43HT3-9	124 -43
NAS43HT4-10	95 -21
NAS43HT4-10	108 -41
NAS43HT4-10	158 -47
NAS43HT4-16	149 -39
NAS43HT4-16	149 -50
NAS43HT4-16	150 -23
NAS43HT4-16	150 -34
NAS43HT4-18	91 - 4
NAS43HT4-22	87 -54
NAS43HT4-22	88 -58
NAS43HT4-22	89 -53
NAS43HT4-22	108 - 3G
NAS43HT4-22	108 -40
NAS43HT4-22	150 - 5
NAS43HT4-28	149 -40
NAS43HT4-28	150 -24
NAS43HT4-42	149 -44
NAS43HT4-43	150 - 6
NAS43HT4-46	150 -28
NAS43HT4-9	150 -49
NAS444-1	10 -18
NAS444-4	6 - 7
NAS444-4	8 - 7
NAS444-4	28 -45
NAS444-4	79 - 2
NAS444-5	10 - 5
NAS444-5	10 -11
NAS444-5	10 -25
NAS445-2	200 - 3
NAS446-1	84 - 4
NAS446-1	84 - 4A
NAS446-1	85 - 4
NAS446-1-3	101 -11
NAS446-1-3	102 -26
NAS446-1-3	108 -48
NAS446-1-3	202 - 7
NAS446-2-1	195 -21
NAS446-2-3	82 -30
NAS446-2-3	83 -30
NAS446-2-3	105 -97
NAS446-2-3	106 -94
NAS446-2-3	107 -23
NAS446-2-3	107 -30
NAS446-2-3	190 -10
NAS446-2-3	192 - 8
NAS446-2-3	193 -17
NAS446-2-3	194 -16
NAS446-2-3	199 - 2
NAS446-2-3	199 - 5
NAS446-4	161 -30
NAS446-4	186 -12
NAS446-4	186 -13
NAS446-4-3	4 -32
NAS446-4-3	6 - 6
NAS446-4-3	8 - 6
NAS446-4-3	10 -15
NAS446-4-3	11 -11

PART NUMBER	FIGURE AND INDEX NO.
NAS446-4-3	43 - 3
NAS446-4-3	43 - 6
NAS446-4-3	43 - 9
NAS446-4-3	43 -12
NAS446-4-3	53 -17
NAS446-4-3	82 -18
NAS446-4-3	83 -13
NAS446-4-3	84 -33
NAS446-4-3	84 -35
NAS446-4-3	85 -31
NAS446-4-3	85 -33
NAS446-4-3	122 -26
NAS446-4-3	122 -36
NAS446-4-3	122 -42
NAS446-4-3	125 -28
NAS446-4-3	125 -30
NAS446-4-3	125 -56
NAS446-4-3	132 - 5
NAS446-4-3	133 -12
NAS446-4-3	133 -15
NAS446-4-3	133 -20
NAS446-4-3	133 -26
NAS446-4-3	133 -32
NAS446-4-3	133 -38
NAS446-4-3	134 - 4
NAS446-4-3	134 -30
NAS446-4-3	134 -37
NAS446-4-3	134 -45
NAS446-4-3	134 -52
NAS446-4-3	135 - 6
NAS446-4-3	135 -49
NAS446-4-3	135 -54
NAS446-4-3	136 -12
NAS446-4-3	136 -17
NAS446-4-3	136 -22
NAS446-4-3	138 - 3
NAS446-4-3	139 - 3
NAS446-4-3	142 -25
NAS446-4-3	142 -28
NAS446-4-3	165 -40
NAS446-4-3	166 -46
NAS446-4-3	167 -41
NAS446-4-3	167 -43
NAS446-4-3	168 -70
NAS446-4-3	168 -73
NAS446-4-3	169 -21
NAS446-416	134 -57
NAS446-5-1	123 -17
NAS446-5-3	82 -32
NAS446-5-3	83 -32
NAS446-5-3	138 -39
NAS448-1-3	198 -12
NAS463W416	134 - 8
NAS463W416	134 -12
NAS463W416	134 -24
NAS463W416	134 -32
NAS463W416	134 -39
NAS463W416	134 -47
NAS463W416	134 -54
NAS463W416	135 -10
NAS463W416	135 -14
NAS463W416	135 -26
NAS463W416	135 -42
NAS463W416	135 -51
NAS463W416	135 -59
NAS463W416	135 -66
NAS463416	134 -20
NAS464-3-22	57 -33
NAS464-3-22	58 -38
NAS464P4A6	108 - 3D
NAS464P4A8	108 - 3D
NAS464P7LA44	68 -13
NAS488-1-3	73 -32
NAS488-1-3	75 -21

PART NUMBER	FIGURE AND INDEX NO.
NAS488-1-3	76 -29
NAS514P1032-14	72 -44
NAS514P1032-14	73 -39
NAS514P1032-14	76 -39
NAS514P832-8	120 -16
NAS520-10R6	49 -81
NAS557-10A	43 -10
NAS557-10A	191 -27
NAS557-10A	203 -11
NAS557-12A	43 -10
NAS557-3A	43 - 1
NAS557-4A	43 - 4
NAS557-8A	43 -10
NAS561-P3-10	95 - 9
NAS561-2-12	87 -44
NAS561-2-12	88 -52
NAS561-3-14	78 -21
NAS561-3-16	93 -80A
NAS561-3-16	94 -67A
NAS561-3-8	88 -44
NAS561-3-8	89 -44
NAS561-3-8	157 - 4
NAS561-5-12	142 -48
NAS561-5-12	143 -39
NAS561-5-12	144 -44
NAS561C2-10	166 -27
NAS561C2-8	140 - 9
NAS561C2-8	141 - 7
NAS561C3-10	87 -51
NAS561C3-10	88 -50
NAS561C3-10	89 -49
NAS561C3-10	90 -81
NAS56104-10	90 -53
NAS561P3-4	156 - 5
NAS561P3-6	96 -15
NAS561P3-8	72 -42
NAS561P3-8	73 -37
NAS561P3-8	76 -37
NAS561P3-8	89 -42
NAS561P3-8	90 -57
NAS561P3-8	96 -26
NAS561P3-8	166 -21
NAS561P3-8	167 -21
NAS561P3-8	168 -33
NAS561P3-8	171 - 2
NAS561P4-10	90 -48
NAS561P4-10	93 -35
NAS561P4-10	93 -64
NAS561P4-10	93 -66
NAS561P4-12	90 -52
NAS561P4-12	93 -23
NAS561P4-12	93 -28
NAS561P4-12	93 -33
NAS561P4-12	93 -59
NAS561P4-12	94 -20
NAS561P4-12	94 -27
NAS561P4-12	94 -32
NAS561P4-12	94 -52
NAS561P4-12	94 -54
NAS561P4-14	64 - 9
NAS561P4-14	65 - 8
NAS561P4-15	94 -35
NAS561P4-18	66 -13
NAS561P4-8	90 -50
NAS561P4-8	94 -64
NAS561P6-12	93 -26
NAS561P6-12	94 -24
NAS561P6-18	90 -35
NAS561P6-18	92 -31
NAS561P6-18	93 -50
NAS561P6-18	94 -43
NAS561P6-18	94 -47
NAS561P6-22	90 -33
NAS561P6-22	92 - 5

PART NUMBER	FIGURE AND INDEX NO.
NAS561P6-22	92 - 7
NAS561P6-22	94 -45
NAS561P6-28	94 -40
NAS561P8-18	93 -47
NAS561P8-18	93 -54
NAS561P8-18	94 -41
NAS561P8-22	93 -44
NAS561P8-22	93 -52
NAS563-11	66 - 7
NAS620-8	197 - 6
NAS620-8L	197 - 6
NAS679A06	105 -63
NAS679N06	34 -28
NAS680A06	33 -36
NAS680A06K	193 - 8
NAS680A06K	194 - 6
NAS680A08	6 - 7
NAS680A08	5 -10
NAS680A08	7 - 5
NAS680A08	7 -17
NAS680A08	8 - 7
NAS680A08	8 - 9
NAS680A08	8 -42
NAS680A08	9 - 5
NAS680A08	9 -17
NAS680A08	9 -18
NAS680A08	10 -24
NAS680A08	12 - 3
NAS680A08	12 -23
NAS680A08	13 - 3
NAS680A08	13 - 3
NAS680A08	13 -28
NAS680A08	14 -24
NAS680A08	15 -23
NAS680A08	15 -24
NAS680A08	15 -25
NAS680A08	31 -29
NAS680A08	33 -58
NAS680A08	40 -30
NAS680A08	41 -41
NAS680A08	68 -33
NAS680A08	68 -65
NAS680A08	105 - 6
NAS680A08	105 -11
NAS680A08	105 -14
NAS680A08	106 - 6
NAS680A08	106 -11
NAS680A08	106 -14
NAS680A08	111 -10
NAS680A08	112 - 9
NAS680A08	114 -11
NAS680A08	136 -43
NAS680A08	201 -12
NAS680A08K	28 -19B
NAS680A08K	29 -18
NAS680A08K	108 -16
NAS680A3	20 -29
NAS680A3	34 -10
NAS680A3	34 -19
NAS680A3	34 -29
NAS680A3	35 -10
NAS680A3	35 -19
NAS680A3	35 -29
NAS680A3	49 -66
NAS680A3	49 -76
NAS680A3	49 -78
NAS680A3	49 -79
NAS680A3	49 -88
NAS680A3	49 -93
NAS680A3	51 - 4
NAS680A3	51 - 8
NAS680A3	51 - 9
NAS680A3	51 -11
NAS680A3	51 -12

PART NUMBER	FIGURE AND INDEX NO.
NAS680A3	73 -43
NAS680A3	75 -24
NAS680A3	76 -11
NAS680A3	105 - 5
NAS680A3	106 - 5
NAS680A3	108 -39
NAS680A3	113 - 8
NAS680A3	133 -49
NAS680A3	133 -50
NAS680A3	136 -42
NAS680A3K	49 -25
NAS680A3K	67 -49C
NAS680A3K	68 -50
NAS680A3K	68 -69
NAS680A4	30 -19
NAS680A4	35 -58
NAS680A4	39 -16
NAS680A4	40 -27
NAS680A4	41 -36
NAS680A4	42 -16
NAS680A4	47 -17
NAS680A4	49 -22C
NAS680A4	49 -80
NAS680A5	52 -16
NAS681A08	120 -13
NAS682A08	31 -29
NAS682A08	44 -17
NAS682A08	44 -20
NAS682A08	45 -18
NAS682A08	105 -10
NAS682A08	105 -12
NAS682A08	106 -10
NAS682A08	106 -12
NAS682A08	114 -12
NAS684A08	12 -24
NAS684A08	13 -29
NAS684A08	49 -57
NAS686A08	7 -41
NAS686A08	9 -43
NAS686A08	98 - 5C
NAS686A08	98 -15
NAS686A08K	6 -21
NAS686A08K	8 -17
NAS686A3	67 -49
NAS686A3	67 -49B
NAS686A3	68 -49
NAS686A3	68 -68
NAS686A3K	191 -57
NAS693A08	120 -14
NAS696-a-3	139 -16
NAS696A06L	68 -33
NAS696A08	11 -23
NAS696A08	68 -33
NAS696A08	166 -75
NAS696A08K	10 -29
NAS696A3	67 -14
NAS697A08	38 - 2
NAS697A08	112 -11
NAS697A08	113 -10
NAS697A08	115 -15
NAS697A08	116 -15
NAS697A08	117 -11
NAS697A08	118 -19
NAS697A08	119 -11
NAS697A08	120 -11
NAS697A08	120 -18
NAS697A08	120 -20
NAS697A08	120 -21
NAS697A08	135 -35
NAS697A08	135 -43
NAS697A08	135 -67
NAS697A08	166 -20
NAS697A08	166 -75
NAS697A08	167 -20

PART NUMBER	FIGURE AND INDEX NO.
NAS697A08K	49 -28
NAS697A3	16 -26C
NAS697A3	17 - 3C
NAS697A3	41 -32
NAS697A3	51 - 3
NAS697A3	121 -36
NAS697A3	123 -59A
NAS697A3	123 -59A
NAS697A3	136 -45
NAS697A3	197 -16
NAS697A4	41 -37
NAS697A4	49 -42
NAS697A4	49 -42
NAS697A4K	41 -37A
NAS698A06L	33 -36
NAS698A08	78 -27
NAS698A08	115 -16
NAS698A3	24 -39
NAS698A4	23 - 8
NAS69808	151 -10
NAS70A-128-313	77 -14
NAS75-3-008	66 - 9
NAS75-3-009	55 - 5
NAS75-3-009	56 - 5
NAS75-5-231	57 - 6A
NAS75-5-231	58 -11A
NAS77-3-23	57 -38A
NAS77-3-23	58 -43A
NAS77-6-88	57 -37
NAS77-6-88	57 -45
NAS77-6-88	58 -42
NAS77-6-88	58 -50
NAS96006L	107 -32
N6-2	148 -42A
OR95-1.5	201 -27
PN-3A	26 -54
PN3A	25 -14
P2274	178 -21
P2274	179 -18
P2274	182 -32
P2274	183 -40
P2274	184 -44
P2274	185 -28
Q901-36	126 -20
R561	71 -33
R5673	130 -45
S-1021A-10-10	13 -25
SAW4204-1	127 -16
SAW4204-1	190 -37
SAW4206-1	127 -16
SAW4206-1	190 -37
SE709	163 -32
SH15	128 -18
SH15	125 -49
SH15	127 -15
SH20A	125 -49
SH20A	126 -37
SH20A	127 -15
SH200A	125 -49
SH200A	126 -37
SH200A	127 -15
SH26	126 -37
SH26	127 -15
SH260	126 -37
SH260	127 -15
SK175-9	57 - 4
S10K75	77 - 2
S1003-29A	24 -27
S1003-29A	24 -29
S1003-43A	145 -23
S1003-66A	159 -48
S1003-9A	171 -11
S1004-43A	148 -30
S1021-6-4	31 -40



PART NUMBER	FIGURE AND INDEX NO.
S1021-6-4	31 -40
S1021A10-10	12 - 5
S1021A10-10	12 -21
S1021A10-10	13 - 5
S1021A10-16	108 -71
S1021A4-10	96 -11
S1021A4-6	24 -30
S1021A4-6	83 -37
S1021A4-6	85 -39
S1021A4-6	88 -20
S1021A4-6	89 -14
S1021A4-6	89 -18
S1021A4-6	93 - 9
S1021A4-6	93 -20
S1021A4-6	94 - 9
S1021A4-6	94 -18
S1021A4-6	94 -25A
S1021A4-6	96 -11
S1021A6-6	95 -36
S1021A8-6	136 -11
S1021A8-6	136 -21
S1021Z10-10	83 -32
S1021Z10-20	73 -46
S1021Z10-20	75 -25
S1021Z10-20	76 -44A
S1021Z10-20	84 -13
S1021Z10-20	123 -33
S1021Z10-8	68 -30
S1021Z10-8	123 -17
S1021Z10-8	123 -41
S1021Z10-8	125 - 6
S1021Z10-8	125 -21
S1021Z10-8	138 -39
S1021Z10-8	174 -10
S1021Z10-8	174 -16
S1021Z10-8	187 -29
S1021Z10-8	187 -31
S1021Z1010	82 -32
S1021Z2R4	172 -35
S1021Z4-4	72 -12
S1021Z4-4	73 -13
S1021Z4-4	74 -13
S1021Z4-4	75 -10
S1021Z4-4	76 -11
S1021Z4-4	80 -15
S1021Z4-4	81 -22
S1021Z4-4	83 -26
S1021Z4-4	202 -10
S1021Z4-4C	141 -23
S1021Z4-5	107 - 3
S1021Z4-6	82 -20
S1021Z4-6	83 - 1
S1021Z4-6	83 -15
S1021Z4-6	83 -27
S1021Z4-6	84 -21
S1021Z4-6	85 - 5
S1021Z4-6	102 -16
S1021Z4-6	104 -23
S1021Z4-6	105 -17
S1021Z4-6	106 -19
S1021Z4-6	165 -21
S1021Z4-6	193 -20
S1021Z4-6	202 - 6
S1021Z4-6C	82 -28
S1021Z4-6C	82 -29
S1021Z4-6C	82 -30
S1021Z4-6C	83 -21
S1021Z4-6C	83 -28
S1021Z4-6C	83 -29
S1021Z4-6C	83 -30
S1021Z4-6C	108 -47
S1021Z4-8	84 - 4
S1021Z4-8	84 - 4A
S1021Z4-8	85 - 4

PART NUMBER	FIGURE AND INDEX NO.
S1021Z4-8	101 -11
S1021Z4-8	102 -26
S1021Z4-8	193 - 3
S1021Z4-8	194 - 3
S1021Z4-8	195 - 4
S1021Z6-10	83 - 8
S1021Z6-10C	138 -18
S1021Z6-12C	105 -72
S1021Z6-12C	105 -98B
S1021Z6-12C	106 -92B
S1021Z6-4	22 -17
S1021Z6-4	23 -15
S1021Z6-4	32 -37
S1021Z6-4	33 -38
S1021Z6-4	87 -19
S1021Z6-4	88 -20
S1021Z6-4	90 -21
S1021Z6-4	90 -24
S1021Z6-4	91 -17
S1021Z6-4	91 -19
S1021Z6-4	95 - 6
S1021Z6-4	96 -14A
S1021Z6-4	195 -20
S1021Z6-4	200 - 2
S1021Z6-4	201 -11
S1021Z6-6	4 -24
S1021Z6-6	68 -72
S1021Z6-6	73 -31
S1021Z6-6	75 -21
S1021Z6-6	76 -27
S1021Z6-6	84 -10
S1021Z6-6	84 -43
S1021Z6-6	85 - 8
S1021Z6-6	85 -22
S1021Z6-6	85 -28
S1021Z6-6	91 -28
S1021Z6-6	107 - 2
S1021Z6-6	107 - 7
S1021Z6-6	107 -14
S1021Z6-6	107 -25
S1021Z6-6	140 -35
S1021Z6-6	141 -30
S1021Z6-6	162 - 5
S1021Z6-6	190 -10
S1021Z6-6	192 - 8
S1021Z6-6	193 - 2
S1021Z6-6	193 -16
S1021Z6-6	194 -15
S1021Z6-6	199 - 5
S1021Z6-8	84 -31
S1021Z6-8	84 -33
S1021Z6-8	84 -34
S1021Z6-8	85 -31
S1021Z6-8	85 -33
S1021Z6-8	87 -36
S1021Z6-8	93 -72
S1021Z6-8	107 -22
S1021Z6-8	107 -29
S1021Z6-8	151 - 8
S1021Z6-8	151 - 9
S1021Z6-8	172 -36
S1021Z6-8	187 -18
S1021Z6-8	194 - 2
S1021Z6-8	194 -12A
S1021Z6-8	195 - 2
S1021Z6-8	195 -13
S1021Z6-8	198 - 4
S1021Z6-8	199 - 2
S1021Z6-8B	104 -15B
S1021Z6-8B	105 -54
S1021Z6-8B	106 -35
S1021Z8-10	16 -10
S1021Z8-10	17 -20
S1021Z8-10	138 -27

PART NUMBER	FIGURE AND INDEX NO.
S1021Z8-10	139 -23
S1021Z8-10	139 -23C
S1021Z8-10	186 - 9
S1021Z8-10	186 -12
S1021Z8-10	186 -13
S1021Z8-10	195 - 6
S1021Z8-12	125 -13
S1021Z8-12	126 - 9
S1021Z8-12	133 -14
S1021Z8-12	134 - 4
S1021Z8-12	134 -29
S1021Z8-12	134 -37
S1021Z8-12	134 -44
S1021Z8-12	134 -52
S1021Z8-12	134 -56
S1021Z8-12	135 - 5
S1021Z8-12	135 -48
S1021Z8-12	135 -53
S1021Z8-14	84 -36
S1021Z8-14	142 -25
S1021Z8-5	53 - 7
S1021Z8-5C	167 -63
S1021Z8-5C	168 -76
S1021Z8-6	4 -19
S1021Z8-6	4 -21
S1021Z8-6	4 -32
S1021Z8-6	4 -38
S1021Z8-6	4 -49
S1021Z8-6	4 -58
S1021Z8-6	36 -11
S1021Z8-6	36 -11
S1021Z8-6	43 - 3
S1021Z8-6	43 - 6
S1021Z8-6	43 - 9
S1021Z8-6	43 -12
S1021Z8-6	53 -16
S1021Z8-6	85 -43
S1021Z8-6	98 - 6
S1021Z8-6	99 -39
S1021Z8-6	100 -43
S1021Z8-6	102 -64
S1021Z8-6	122 -27
S1021Z8-6	122 -37
S1021Z8-6	122 -43
S1021Z8-6	131 - 5
S1021Z8-6	132 - 5
S1021Z8-6	136 -16
S1021Z8-6	137 - 2
S1021Z8-6	137 - 9
S1021Z8-6	138 - 2
S1021Z8-6	138 - 4
S1021Z8-6	139 - 2
S1021Z8-6	139 - 4
S1021Z8-6	165 -19
S1021Z8-6	165 -40
S1021Z8-6	166 -46
S1021Z8-6	167 -43
S1021Z8-6	168 -73
S1021Z8-6	169 -20
S1021Z8-6	177 -22
S1021Z8-6	199 - 1
S1021Z8-6	181 -15
S1021Z8-6C	87 -13
S1021Z8-6C	88 -14
S1021Z8-6C	90 -13
S1021Z8-6C	91 -11
S1021Z8-8	4 -20
S1021Z8-8	4 -20A
S1021Z8-8	4 -61
S1021Z8-8	4 -65
S1021Z8-8	5 -11
S1021Z8-8	6 - 5
S1021Z8-8	6 -48
S1021Z8-8	6 -49



PART NUMBER	FIGURE AND INDEX NO.
S1021Z8-8	8 - 5
S1021Z8-8	11 -11
S1021Z8-8	20 -36
S1021Z8-8	24 -24
S1021Z8-8	24 -47
S1021Z8-8	27 -10
S1021Z8-8	67 - 2
S1021Z8-8	72 -48
S1021Z8-8	72 -49
S1021Z8-8	73 -45
S1021Z8-8	74 -28
S1021Z8-8	76 -43
S1021Z8-8	82 -18
S1021Z8-8	82 -18
S1021Z8-8	83 -13
S1021Z8-8	84 -35
S1021Z8-8	101 -27
S1021Z8-8	115 - 1
S1021Z8-8	115 -21
S1021Z8-8	116 - 1
S1021Z8-8	116 -18
S1021Z8-8	121 - 3
S1021Z8-8	124 -48
S1021Z8-8	125 -14
S1021Z8-8	125 -23
S1021Z8-8	125 -28
S1021Z8-8	125 -30
S1021Z8-8	125 -56
S1021Z8-8	132 - 3
S1021Z8-8	132 - 5D
S1021Z8-8	133 -11
S1021Z8-8	133 -19
S1021Z8-8	133 -25
S1021Z8-8	133 -31
S1021Z8-8	133 -37
S1021Z8-8	140 -14
S1021Z8-8	140 -27
S1021Z8-8	142 -28
S1021Z8-8	143 -17
S1021Z8-8	144 -20
S1021Z8-8	161 - 2
S1021Z8-8	161 - 5
S1021Z8-8	161 -23
S1021Z8-8	161 -30
S1021Z8-8	162 -10
S1021Z8-8	165 - 2
S1021Z8-8	165 -12
S1021Z8-8	166 - 2
S1021Z8-8	166 -12
S1021Z8-8	167 - 2
S1021Z8-8	167 -12
S1021Z8-8	167 -41
S1021Z8-8	168 - 2
S1021Z8-8	168 -16
S1021Z8-8	168 -70
S1021Z8-8	172 -41
S1021Z8-8	184 -63
S1021Z8-8C	173 - 7
S1021Z8-8C	173 -11
S1022A4-6	82 -33
S1022A4-6	85 -23
S1022A4-6	85 -41
S1022Z6-10	90 -58
S1022Z6-10B	105 -97
S1022Z6-10B	106 -94
S1022Z8-8	4 -52
S1022Z8-8	72 -21
S1022Z8-8	74 -23
S1022Z8-8	138 -21
S1022Z8-8	139 -16
S1023A4-10C	82 -25
S1023A4-6C	84 -24
S1023A6-10B	103 -26
S1023A6-10B	104 -13

PART NUMBER	FIGURE AND INDEX NO.
S1023A6-6C	139 -35
S1023A6-6C	166 -36
S1023A6-6C	167 -36
S1023A6-6C	168 -49
S1023A6-8C	108 -45
S10268G	1 -18
S10268G	140 -34
S10268G10.90x	141 -29
S1047-1	1 -20
S1047-2	1 -20
S1050-1	1 -48
S1050-1	137 -10A
S1050-2	1 -48
S1050-3	1 -48
S1053E10T	1 -19
S1053E12T	1 -19
S1053E12T	166 -78
S1053E16T	140 - 1
S1053E16T	141 -21
S1053E16T24	203 -12
S1053E20T	1 -19
S1053E24T	1 -19
S1053E24T	123 -28
S1053E24T	125 -25
S1053E24T	125 -25
S1053E24T	126 -17
S1053E24T	138 -33
S1053E24T	139 -39
S1053E24T	140 -22
S1053E24T	140 -23
S1053E24T	140 -25
S1053E24T	140 -26
S1053E28T	1 -19
S1053E32T	1 -19
S1053E7T	1 -19
S1053E8T	1 -19
S1053E8T	125 -17
S1053E8T	126 -12
S1053E8T	138 -28
S1053E8T	139 -18
S1053E8T	139 -21
S1053E8T	139 -23A
S1053K10T	1 -19
S1053K12T	1 -19
S1053K16	123 -50
S1053K16T	141 -19
S1053K20T	1 -19
S1053K24T	1 -19
S1053K24T	125 -24
S1053K24T	125 -27
S1053K24T	125 -29
S1053K24T	126 -15
S1053K24T	140 -11
S1053K24T	140 -12
S1053K24T	140 -15
S1053K24T	140 -16
S1053K24T	140 -20
S1053K24T	141 -13
S1053K24T	141 -15
S1053K24T	126 -37
S1053K24T	126 -37
S1053K24W	1 -19
S1053K28W	1 -19
S1053K28W	121 -37
S1053K28W	126 -21
S1053K32T	1 -19
S1055-1	1 -21
S1055-1	30 -11
S1055-1	199 - 3
S1060-15	87 -52
S1060-3	87 -52
S1066-C1	82 -25
S1066C1	84 -24

PART NUMBER	FIGURE AND INDEX NO.
S1066C1	85 -41
S1067B1	103 -26
S1067B1	104 -13
S1067C1	166 -37
S1067C1	167 -37
S1067C1	168 -50
S1071-1	1 -22
S1071-1	153 -41
S1071-1	153 -49
S1071-1	161 - 4A
S1071-1	161 - 7
S1071-1	161 -10
S1071-1	161 -10
S1071-1	161 -13
S1071-1	161 -13
S1071-1	161 -17
S1071-1	161 -17
S1071-1	161 -34
S1071-1	161 -35
S1071-1	161 -48
S1071-1	161 -52
S1071-1	161 -56
S1071-1	161 -59
S1071-1	161 -64
S1071-1	161 -65
S1071-1	161 -66
S1071-3	1 -22
S1071-4	1 -22
S1071-4	53 -14
S1071-4	162 - 2
S1071-4-	54 - 9
S1071-5	1 -22
S1071G3	151 - 3
S1071G3	151 - 4
S1071R3	151 - 6
S1071R3	151 - 7
S1078-1	1 - 7
S1078-1	4 -63
S1078-2	1 - 8
S1078-3	1 - 9
S1081-1	76 -32
S1084-1	1 -23
S1084-1	80 -10
S1084-1	81 -16
S1090-10	100 -16
S1090-11	190 - 6A
S1090-11	191 - 7
S1090-2	190 - 6A
S1090-2	191 - 7
S1090-20	100 -15
S1090-22	190 - 6
S1090-22	191 - 6
S1090-22	192 -20
S1090-23	190 - 6
S1090-23	191 - 6
S1090-23	192 -20
S1090-3	99 -16
S1090-3	100 -16
S1090-5	99 -15
S1090-5	100 -15
S1091-1	190 - 6
S1091-1	191 - 6
S1091-1	192 -20
S1091-16	99 -16
S1091-20	99 -15
S1091-35	190 -25
S1091-35	192 -12
S1091-5	190 - 6A
S1091-5	191 - 7
S1093-1	20 -38
S1095-1	43 - 2
S1095-2	43 - 5
S1095-4	43 - 8
S1095-4	43 -11

PART NUMBER	FIGURE AND INDEX NO.
S1095-5	43 -11
S1095-5	191 -27
S1095-6	43 -11
S1099-1-3.30	142 -32
S1099-1-4.00	142 -31
S1104-3	122 - 7
S1104-3	123 -43
S1104-3	124 -44
S1106-3	19 -17
S1106-3	20 -12
S1106-4	124 -19
S11065-21	57 -19
S11065-21	58 -24
S1110ET	1 -24
S1110ET	140 -33
S1110ET	141 -28
S1115-19	117 -13
S1115-19	118 -21
S1115-19	119 -13
S1115-19	120 -24
S1115-19	205 - 9
S1115-29	118 -22
S1115-29	119 -14
S1115-29	120 -22
S1115-29	197 -17
S1115-30	205 -10
S1115-32	117 -12
S1115-32	117 -22
S1115-32	118 -20
S1115-32	118 -32
S1115-32	119 -12
S1115-32	119 -24
S1115-32	120 -23
S1115-32	120 -32
S1115-35	117 -12
S1115-35	118 -20
S1115-35	119 -12
S1115-35	120 -23
S1115-9	117 -12
S1115-9	118 -20
S1115-9	118 -32
S1115-9	119 -12
S1115-9	119 -24
S1115-9	120 -23
S1115-9	120 -32
S1115-9	205 -10
S1116-1	1 -43
S1117-24	67 -25
S1117-24	68 -22
S1130-1	161 - 5A
S1130-1	161 - 5A
S1130-1	161 - 7
S1130-1	161 -10A
S1130-1	161 -13
S1130-1	161 -17
S1130-1	161 -34
S1130-1	161 -35
S1130-1	161 -50
S1130-1	161 -57
S1130-1	161 -60
S1130-1	161 -67
S1131-1	161 - 5A
S1131-1	161 - 7
S1131-1	161 -10B
S1131-1	161 -13
S1131-1	161 -17
S1131-1	161 -34
S1131-1	161 -35
S1131-1	161 -49
S1131-1	161 -57
S1131-1	161 -60
S1131-1	161 -67
S1132-1	161 - 3A
S1132-1	161 - 6

PART NUMBER	FIGURE AND INDEX NO.
S1133-1	161 - 8
S1133-1	161 -11
S1133-1	161 -14
S1133-1	161 -47
S1135-1	161 - 8
S1135-1	161 -14
S1135-1	161 -18
S1135-1	161 -63
S1137-1	161 -32
S1137-1	161 -51
S1139-1	161 -12
S1139-1	161 -16
S1139-1	161 -62
S1141-1	31 -38
S1141-1	32 -46
S1141-2	31 -38
S1153-1	4 -39
S1153-1	143 -17
S1153-1	144 -20
S1155-2	126 -14
S1155-2	167 -41
S1155-2	168 -70
S1155-3	204 -10
S1155-3	204 -24
S1155-3	204 -26
S1161-1	50 - 7
S1166-1	49 -15
S1167-3-0080	67 -36A
S1167-3-0085	143 -20
S1167-3-0085	144 -23
S1167-3-0100	143 -19
S1167-4-0080	67 -36A
S1167-4-0080	142 - 2
S1167-4-0100	142 - 1
S1167-6-0210	123 -22
S1167-6-0220	126 -10
S1167-6-0260	123 -20
S1167-6-0290	123 -22
S1167-8	168 -59
S1167-8-	187 -28
S1167-8-	187 -28
S1167-8-	187 -30
S1167-8-	187 -30
S1167-8-	187 -32
S1167-8-0220	165 -53
S1167-8-0240	125 -16
S1167-8-0240	165 -53
S1167-8-0240	166 -48
S1167-8-0240	167 -48
S1167C3-0100	144 -22
S1168-4-30	176 - 7
S1168-4-30	180 -11
S1168-6-40 1/2	176 -11
S1189-2	80 - 7
S1209-1	49 -70A
S12128-8	168 -20
S1213-1	107 - 6
S1213-3	107 - 9
S1216-4	102 -70
S1216-4	103 -71
S1216-4	104 -70
S1216-4	105 -68
S1216-4	106 -72
S1222-15	103 -57
S1222-2	99 - 6
S1222-2	122 - 6
S1222-20	104 -68
S1222-20A	104 -68
S1222-21	104 -68
S1222-4	100 - 6
S1222-4	124 -14
S1222-7	102 -57
S1222-7	122 - 6
S1223-1	100 -35

PART NUMBER	FIGURE AND INDEX NO.
S1223-1	124 -41
S1224-1	99 - 9
S1224-2	100 - 9
S1224-2	124 -24
S1224-4	102 -56
S1230-15	104 -67
S1230-15	105 -74
S1230-15	106 -75
S1230-17	104 -67
S1230-17	105 -74
S1230-7	102 -56
S1231-2	103 -58
S1231-2	103 -56
S1231-2	122 -20
S1231-3	100 -11
S1231-3	124 -31
S1232-10	161 -28
S1232-10	200 - 7
S1236-3-0184	123 -17
S1236-8	168 -65
S1236-8-0134	166 -43
S1239-1	99 -21
S1239-1	100 -21
S1239-1	142 -23
S1239-14	99 -13
S1239-14	100 -13
S1239-15	102 -51
S1239-15	102 -53
S1239-15	122 -38
S1239-16	102 -44
S1239-20	102 -44
S1239-20	103 -60
S1239-28	122 -38
S1239-36	103 -55
S1239-36	104 -72
S1239-37	103 -54
S1239-37	104 -71
S1239-37	141 - 9
S1239-47	104 -71A
S1239-47	105 -67
S1239-47	106 -70
S1239-48	104 -72A
S1239-48	105 -66
S1239-48	106 -69
S1239-48	141 - 9
S1239-7	99 -22
S1239-7	99 -23
S1239-7	100 -22
S1239-7	100 -23
S1239-7	122 -38
S1239-7	138 -37
S1240-5	99 -10
S1240-5	100 -10
S1240-5	102 -45
S1240-5	103 -59
S1240-5	165 -46
S1240-5	166 -54
S1240-6	99 -14
S1240-6	100 -14
S1240-6	102 -52
S1243-3	97 -17
S1243-6	97 -17
S1247-1E	82 -31
S1258-1	161 -20
S1273-1	84 -19
S1273-1	85 -18
S1278-2	161 -33
S1284-1	101 -31
S1284-1	180 -41
S1284-1	181 -37
S1291-8	11 -13
S1291-8	11 -24

PART NUMBER	FIGURE AND INDEX NO.	PART NUMBER	FIGURE AND INDEX NO.	PART NUMBER	FIGURE AND INDEX NO.
S1298-1	100 -36	S1346-1	72 -10	S1397-2	2 -10
S1298-1	124 -45	S1346-1	73 -11	S1397-3	2 -10
S1301N1	100 -38	S1346-1	74 -14	S1397-4	2 -10
S1301N1	186 - 1	S1346-1	75 -11	S1397-6	2 -10A
S1302N1	101 -20	S1346-1	76 - 9	S1397-6	3 -31
S1302N1	102 -36	S1356	1 -44	S1398-1	1 -29
S1302N1	103 -45	S1357-3	108 -52	S1398-1	125 -40
S1302N1	104 -40	S1359-7	81 - 7	S1398-2	1 -30
S1304N1	101 -19	S1360-10	102 -59	S1398-2	125 -40
S1304N1	102 -37	S1360-10	103 -67	S1407-6	99 -41
S1304N1	103 -46	S1360-10	104 -74	S1407-6	100 -44
S1304N1	104 -44	S1360-10	161 -28	S1407-6	102 -66
S1304N1	105 -52	S1360-10	200 - 7	S1407-6	190 - 9
S1305-6	102 -29	S1360-10L	105 -84	S1407-6	192 -21
S1305-6	103 -39	S1360-10L	106 -85	S1410N1	100 -32
S1305-6	105 -55	S1360-10L	106 -88	S1413N1	101 -20
S1305N6	99 -32	S1360-10L	106 -89	S1413N1	102 -36
S1305N6	104 -48	S1360-10L	106 -90	S1413N1	103 -45
S1307N1	100 -37	S1360-15	102 -60	S1413N1	104 -40
S1307N1	101 -23	S1360-15	104 -75	S1413N1	105 -40
S1309N1	101 -18	S1360-15L	105 -85	S1413N2	105 -40
S1309N1	102 -41	S1360-15L	106 -87	S1413N2	106 -37
S1309N1	176 - 2	S1360-20	102 -61	S1414-1	103 -49
S1309N1	177 - 2	S1360-20	102 -62	S1414-1	104 -50
S1309N1	180 - 2	S1360-20	102 -62A	S1414-1	178 -14
S1309N1	181 - 2	S1360-20	103 -68	S1414-1	179 - 4
S1311-1	102 -39	S1360-20	104 -76	S1414-1	183 -14
S1311-1	103 -48	S1360-20L	105 -84	S1414-1	184 -35
S1311-1	105 -49	S1360-20L	106 -90A	S1414-1	185 -20
S1311-3	105 -49	S1360-35	190 -25	S1414N1	99 -35
S1311-3	106 -46	S1360-5L	105 -83	S1414N1	100 -34
S1311N1	101 -28	S1360-5L	106 -84	S1414N1	102 -40
S1311N1	104 -52	S1360-5L	106 -86	S1414N1	176 - 6
S1311N1	186 -10	S1360-5L	106 -90C	S1414N1	177 -16
S1313N1	101 -15	S1362-2	83 - 7	S1414N1	180 -10
S1313N1	102 -28	S1362-5	82 -14	S1414N1	182 -10
S1314N1	101 -15	S1362-6	82 -14	S1414N1	181 - 9
S1314N1	102 -28	S1363-1	100 -33	S1415-1	1 -31
S1314N1	103 -32	S1363-2	99 -33	S1415-1	24 -30
S1314N1	104 -45	S1365-1	180 -39	S1416-1	99 -17
S1314N1	105 -50	S1365-1	181 -35	S1416-1	100 -17
S1316N1	101 -17	S1366-1	1 -26	S1416-1	102 -46
S1316N1	102 -42	S1366-1	49 -99	S1416-1	103 -61
S1316N1	176 - 1	S1366-2	1 -26	S1418-1	95 -20
S1316N1	177 - 1	S1366-3	1 -26	S1418-3	95 -20
S1316N1	180 - 1	S1378-1	1 -27	S1419-1	161 -33
S1316N1	181 - 1	S1378-2	1 -27	S1426-2	109 - 3
S1317N1	101 -16	S1378-2	72 -47	S1432N1	102 -28
S1317N1	102 -35	S1378-2	73 -42	S1433-1	2 -35
S1317N1	103 -44	S1378-2	76 -31	S1433-1	200 -16
S1317N2	104 -41	S1384N1	101 -15	S1438-2	145 -32
S1317N2	105 -39	S1385N1	101 -19	S1438-2	191 - 8
S1319-1	102 -38	S1386N1	101 -13	S1441-1	1 -32
S1319-1	102 -38A	S1387N1	101 -13	S1441-1	53 - 5
S1320-1	101 -29	S1389-1	1 -28	S1441-1	53 - 6
S1320-1	102 -38A	S1389-1	48 - 4	S1441-1	84 -17B
S1320-1	103 -52	S1389-1	49 -19	S1441-1	85 -21
S1320-1	104 -49	S1389-2	1 -28	S1441-2	1 -32
S1320-1	105 -62	S1389-2	48 - 7	S1441-2	138 -10
S1320-3	105 -62	S1389-2	49 -17	S1441-2	139 -10
S1320-5	105 -62	S1389-3	1 -28	S1441-3	1 -32
S1320-5	106 -62	S1389-3	49 -18	S1450-10-15-063	68 - 4
S1322-1	108 -26	S1389-4	1 -28	S1450-14A20-016	185 -41
S1323N3	101 -13	S1389-4	48 - 2	S1450-3A14-.050	108 -33
S1324N5	101 -13	S1389-5	1 -28	S1450-3D9-032	68 -67
S1326N1	101 -18	S1389-6	1 -28	S1450-309-302	68 -48
S1326N1	102 -41	S1389-7	1 -28	S1450-4-10-032	96 -19
S1326N1	180 - 2	S1390-5	193 -25	S1450-4A11-.063	108 -29
S1326N1	181 - 2	S1390-8	139 -29	S1450-4A14-032	193 -27
S1327N1	101 -17	S1392N1	101 -19	S1450-4H12-050	110 - 6
S1327N1	102 -42	S1392N1	102 -37	S1450-5-12-035	55 -26
S1327N1	180 - 1	S1392N2	103 -46	S1450-5-12-035	55 -30A
S1327N1	181 - 1	S1392N2	104 -44	S1450-5-14	108 -24B
S1346-1	1 -25	S1392N2	105 -52	S1450-5A20-063	24 - 5



PART NUMBER	FIGURE AND INDEX NO.
S1450-5A20-080	24 - 5
S1450-5A20-100	24 - 5
S1450-5A24-040	108 -26B
S1450-5A24-040	139 -15G
S1450-6-14-080	191 -41
S1470N5	101 -13
S1470N9	101 -13
S1470N9	102 -27
S1470N9	103 -33
S1470N9	104 -34
S1470N9	105 -41
S1472N1	181 - 2
S1473N1	177 - 2
S1476N1	181 - 1
S1483-1	76 -36
S1483-2	72 -41
S1483-2	73 -36
S1485D10L	125 -23
S1485D10U	125 -13
S1485D12L	126 - 9
S1485D12L	174 -14
S1485D12U	140 -27
S1485D13U	123 -41
S1485D16U	125 -20
S1485D2	173 - 7
S1485D2	173 -11
S1485D2L	101 -27
S1485D2L	167 -63
S1485D2L	168 -76
S1485D3L	124 -47
S1485D3U	123 -41
S1485D6	165 -12
S1485D8U	181 -14
S1485D80	177 -21
S1486DG12U	126 -11
S1486DG12U	187 -29
S1486DG12U	187 -31
S1486DG6L	165 - 2
S1486DG6L	166 - 2
S1486DG6L	167 - 2
S1486DG6U	167 -12
S1486DG6U	168 -26A
S1486DG7U	167 -12
S1486D26L	68 -29A
S1494-16	184 -54
S1494-6	151 - 5
S1494-8	53 -18
S1494-8	162 - 3
S1494-9	152 -23
S1494-9	153 -22
S1494-9	153 -35
S1494-9	185 -19
S1495-10	1 -33
S1495-10	148 -24
S1495-10	148 -43
S1495-10	180 -15
S1495-10	180 -16
S1495-10	181 -18
S1495-10	184 -53
S1495-10	185 -42
S1495-10-	125 -10
S1495-12	123 -34
S1495-12-	126 - 8
S1495-16	185 -43
S1495-4	1 -33
S1495-4	176 - 7
S1495-4	178 - 9
S1495-4	178 -10
S1495-4	179 -19
S1495-4	179 -20
S1495-4	180 -11
S1495-4	181 -10
S1495-4	182 -22
S1495-4	182 -23

PART NUMBER	FIGURE AND INDEX NO.
S1495-4	183 -24
S1495-4	183 -25
S1495-4	183 -26
S1495-4	184 -17
S1495-4	184 -18
S1495-4	184 -19
S1495-4	184 -20
S1495-4	184 -21
S1495-4	184 -22
S1495-4	185 -14
S1495-4	185 -14A
S1495-4	185 -14B
S1495-4-	177 -17
S1495-6	1 -33
S1495-6	153 -34
S1495-6	166 - 4
S1495-6	167 - 4
S1495-6	168 - 4
S1495-6	168 - 4
S1495-6	168 - 6
S1495-6	178 - 4
S1495-6	178 - 5
S1495-6	178 - 8
S1495-6	178 -22
S1495-6	179 -21
S1495-6	179 -22
S1495-6	179 -30
S1495-6	180 - 3
S1495-6	182 -20
S1495-6	182 -21
S1495-6	182 -24
S1495-6	183 -22
S1495-6	183 -23
S1495-6	183 -27
S1495-6	183 -28
S1495-6	183 -29
S1495-6	184 -11
S1495-6	184 -12
S1495-6	184 -13
S1495-6	184 -14
S1495-6	184 -15
S1495-6	184 -16
S1495-6	184 -64
S1495-6	185 -11
S1495-6	185 -12
S1495-6	185 -13
S1495-6	185 -13A
S1495-6	185 -13A
S1495-6	185 -36
S1495-6-	165 - 4
S1495-6-	177 - 3
S1495-6-	178 -27
S1495-8	1 -33
S1495-8	180 - 7
S1495-8	180 -24
S1495-8	180 -25
S1495-8	180 -30
S1495-8	180 -34
S1495-8	180 -35
S1495-8	181 - 3
S1495-8	181 - 6
S1495-8	181 -25
S1495-8	181 -28
S1495-8	181 -31
S1495-8	182 -48
S1495-8	183 -54
S1495-8	183 -55
S1495-8	183 -57
S1495-8	184 -66
S1495-8	184 -67
S1495-8	184 -69
S1495-8-	177 - 7
S1495-8-	177 -12
S1495-8-	182 -45

PART NUMBER	FIGURE AND INDEX NO.
S1495-8-	182 -46
S1497-4	178 -34
S1497-4	179 -24
S1497-4	182 -25B
S1497-4	183 -33
S1497-4	184 -33
S1497-4	184 -33
S1497-4	184 -33
S1497-4	185 -16
S1497-4	185 -16
S1497-6	178 -33
S1497-6	179 -23
S1497-6	182 -25A
S1497-6	183 -32
S1497-6	183 -53
S1497-6	184 -34
S1497-6	184 -65
S1497-6	185 -15
S1497-6	185 -15
S1499-6LL	183 -52
S1499-6LL-	182 -44
S1500	2 -71
S1500	3 -64
S1501-1	202 - 5
S1505-3	203 - 5
S1517-6	125 -55
S1517-8	123 -38
S1539B4	87 -52
S1539D4	87 -52
S1539J4	87 -52
S1539K4	87 -52
S1539M4	87 -52
S1540-2	97 -18
S1558-1	102 -69
S1558-1	103 -70
S1558-1	104 -57
S1558-1	105 -62
S1558-1	106 -62
S1558-1	106 -64
S1558-1	159 -52
S1573-3	169 -29
S1573-3	170 - 4
S1579-1	190 - 2A
S1588-1	16 -18
S1588-1	17 -18
S1590-4A	33 -55
S1591-2	165 - 7
S1591-2	166 - 7
S1591-2	167 - 7
S1591-2	168 -10
S1592-2A	151 - 8
S1596-60	103 -69
S1596-60	104 -77
S1596-60	105 -86
S1596-60	106 -90B
S1597-1-37.5	123 -47
S1597-1-37.5	191 -42
S1600	2 -71
S1600	3 -64
S1601-26	124 -15
S1601-36	125 - 6
S1605-3	102 -29
S1605-3	103 -39
S1605-6	105 -55
S1605-6	123 -30
S1605-8	104 -48
S1605-8	105 -55
S1605-8	106 -50
S1605-8	123 -30
S1611-1	1 -34
S1611-1	49 -99
S1611-1	49 -99
S1613-3-75	68 -39
S1613-3-75	72 -45

PART NUMBER	FIGURE AND INDEX NO.	PART NUMBER	FIGURE AND INDEX NO.	PART NUMBER	FIGURE AND INDEX NO.
S1613-3-75	73 -40	S1707-60	103 -69	S1752-2	104 -73
S1613-3-75	76 -40	S1710-1	144 -45B	S1760-1	103 -66
S1614	1 -45	S1710-1	151 -16	S1760-1	104 -63
S1615-6	182 -19	S1711-1	123 -71	S1760-1	104 -64
S1618C3	87 -52	S1711-1	125 -50	S1760-1	104 -65
S161803	87 -52	S1713-1	2 -42B	S1760-1	104 -66
S161803	87 -52	S1713-1	3 - 9	S1760-1	152 - 7
S1618F3	87 -52	S1714-1	2 -42A	S1760-1	152 -30
S1618H3	87 -52	S1714-1	3 - 8	S1760-1	153 - 7
S1618J3	87 -52	S1728-1	139 -29	S1760-1	153 -29
S1618K3	87 -52	S1746AA13	108 -41	S1760-3	104 -59
S1618M3	87 -52	S1746AA13	108 -41	S1771-1	104 -70
S1622C3	95 -20	S1746A13	108 -41	S1771-1	105 -68
S1622D3	95 -20	S1746BB13	108 -41	S1771-1	106 -72
S1622D3	95 -20	S1746B13	108 -41	S1776-1	33 -47
S1622F3	95 -20	S1746B13	108 -41	S1776-3	33 -47
S1622H3	95 -20	S1746B13	108 -41	S1777-3	104 -69
S1622J3	95 -20	S1746B13	108 -41	S1777-3	105 -70
S1622K3	95 -20	S1746B5	98 -20	S1777-3	106 -73
S1622M3	95 -20	S1746CC13	108 -41	S1777-4	104 -69
S1628-027	66 - 4B	S1746C13	108 -41	S1777-4	105 -70
S1628-329	57 -21	S1746C5	97 -17	S1791-1	152 - 5
S1628-329	58 -26	S1746DD13	108 -41	S1791-1	152 -28
S1631-8	78 -17	S1746D13	95 -20	S1791-1	153 - 5
S1635-1	1 -35	S1746D13	95 -20	S1791-1	153 -27
S1635-2	1 -35	S1746D2	88 -56	S1792	152 - 3
S1635-3	1 -35	S1746D5	97 -17	S1792	152 -26
S1636-1	1 -36	S1746D5	97 -17	S1793-1	152 -15
S1636-2	1 -36	S1746F13	108 -41	S1793-1	152 -44
S1636-3	1 -36	S1746F5	97 -17	S1793-1	153 -15
S1637-1	1 -37	S1746F5	98 -20	S1793-2	152 -22
S1637-2	1 -38	S1746G13	108 -41	S1793-2	153 -21
S1638-1	1 -39	S1746G5	98 -20	S1794-1	151 - 5
S1638-1	201 - 8	S1746H13	108 -41	S1794-1	152 -14
S1638-1	201 -15	S1746H5	97 -17	S1794-1	152 -54
S1638-2	1 -40	S1746H5	98 -20	S1794-1	153 -14
S1638-2	201 -13	S1746J13	95 -20	S1794-1	153 -53
S1638-2	201 -23	S1746J2	88 -56	S18-30	147 - 7
S1638-2	201 -23	S1746J5	97 -17	S1800-1	152 - 4
S1640-12	1 -41	S1746K13	95 -20	S1800-1	152 -11
S1640-15	1 -41	S1746K2	88 -56	S1800-1	152 -12
S1640-6	1 -41	S1746K5	97 -17	S1800-1	152 -13
S1640-9	1 -41	S1746L13	108 -41	S1800-1	152 -16
S1641-12	1 -42	S1746M13	95 -20	S1800-1	152 -17
S1641-15	1 -42	S1746M2	88 -56	S1800-1	152 -18
S1641-6	1 -42	S1746M5	97 -17	S1800-1	152 -21
S1641-9	1 -42	S1746P13	95 -20	S1800-1	152 -27
S1646-1	138 -17	S1746P2	88 -56	S1800-1	152 -35
S1651B1	95 -20	S1746R13	95 -20	S1800-1	152 -36
S1651D1	95 -20	S1746R2	88 -56	S1800-1	152 -37
S1651J1	95 -20	S1746S13	95 -20	S1800-1	152 -38
S1651K1	95 -20	S1746S2	88 -56	S1800-1	152 -39
S1651M1	95 -20	S1746T13	95 -20	S1800-1	152 -40
S1656-4	2 - 4A	S1746T13	108 -41	S1800-1	152 -41
S1660-1	190 -20	S1746T2	88 -56	S1800-1	152 -53
S1660-1	190 -37	S1746T5	98 -20	S1800-1	153 - 4
S1660-1	191 - 3	S1746U13	108 -41	S1800-1	153 -11
S1660-1	191 -20	S1746V13	95 -20	S1800-1	153 -12
S1660-1	191 -24	S1746V2	88 -56	S1800-1	153 -13
S1661-1	102 -70	S1746V5	98 -20	S1800-1	153 -16
S1661-1	103 -71	S1746W13	95 -20	S1800-1	153 -17
S1661-1	104 -70	S1746W13	108 -41	S1800-1	153 -18
S1661-1	105 -68	S1746W13	108 -41	S1800-1	153 -20
S1661-1	159 -53	S1746W13	108 -41	S1800-1	153 -26
S1661-2	105 -68	S1746W2	88 -56	S1800-1	153 -38
S1661-2	106 -72	S1746W5	98 -20	S1800-1	153 -39
S1668-1	190 -31	S1746Y13	95 -20	S1800-1	153 -43
S1668-1	191 -29	S1746Y2	88 -56	S1800-1	153 -44
S1674-1	145 -18	S1746Y5	98 -20	S1800-1	153 -45
S1675-1	145 -19	S1746Z13	108 -41	S1800-1	153 -46
S1693-2	191 -21A	S1752-1	104 -60	S1800-1	153 -52
S1701-1	152 -46	S1752-1	104 -60	S1801-10	152 -42
S1701-1	152 -47	S1752-1	166 -54	S1801-9	152 -43
S1704-1	94 -77	S1752-2	103 -63	S1801-9	153 -47

PART NUMBER	FIGURE AND INDEX NO.
S1802-1	152 -48
S1802-1	153 -50
S1802-2	152 -49
S1803-2	153 -42
S1805-1	153 -40
S1807-1	191 -21A
S1807-1	191 -24A
S1807-2	191 - 4
S1809-1	109 - 2
S1819-3	20 -12
S1823-3	55 -13
S1823-3	56 -13
S1824-1	106 -82
S1824-1	161 -28
S1825-1	152 -48
S1825-1	153 -50
S1826-2	153 -36
S1828-3	153 -40
S1828-4	153 -37
S1828-4	153 -42
S1831-1	193 -11
S1831-1	194 - 9
S1831-1	195 -15
S1834-1	139 -15A
S1834-2	139 -15D
S1843-1	105 -88
S1843-1	106 -91A
S1846DG6L	168 - 2
S1853-1	123 -64
S1853-2	121 -19
S1853-2	126 -23
S1860-2A	11 -12
S1862-1A	22 -18
S1862-1A	22 -20
S1862-1A	22 -21C
S1862-1A	23 -16
S1862-1A	107 -16
S1862-1A	107 -27
S1862-2	6 -48
S1862-2	8 -45
S1862-2	9 -49
S1862-2	31 -46
S1862-2	33 -52
S1862-2A	49 -97A
S1863-2A	107 -15
S1863-2A	107 -26
S1863-3	7 - 5
S1863-3	9 - 5
S1863-3	11 - 4
S1863-3	22 - 6A
S1863-3	22 - 7A
S1863-3	29 -39
S1863-3	30 -46
S1863-3	31 -46
S1863-3	33 -53
S1863-3	34 -29A
S1863-3	35 -30
S1863-3	40 -24
S1863-3	137 - 3
S1863-3	137 -11
S1863-3A	6 -21
S1863-3A	8 -17
S1863-3A	31 -46
S1863-3A	33 -54
S1863-3A	39 -11
S1863-3A	41 -35
S1863-3A	42 -11
S1863-3A	49 -97
S1863-4	41 -34
S1865-1	105 -82
S1876-1	193 -18
S1876-1	194 -17
S1876-1	195 -22
S1878-1	51 -16

PART NUMBER	FIGURE AND INDEX NO.
S1878-1	84 -41
S1878-1	34 -44
S1878-1	85 -29
S1878-1	85 -35
S1880-2	193 -26
S1881-1	73 - 4
S1881-1	75 - 5
S1881-1	76 - 3
S1891-10	165 - 5
S1891-10	166 - 5
S1891-6	167 - 5
S1891-6	168 - 5
S1891-6	168 - 7
S1895-1	107 -21
S1895-1	107 -28
S1898-2	83 - 3
S1914-11	96 - 7
S1914-8	87 - 9
S1914-8	87 -35
S1914-8	88 - 9
S1914-8	88 -36
S1914-8	89 - 9
S1914-8	89 -34
S1914-8	90 -73
S1914-8	91 - 7
S1914-8	92 -20
S1914-8	93 -89
S1914-8	94 -80
S1917-1	190 -38
S1917-1	191 -59
S1933-1	73 - 4
S1933-1	75 - 5
S1933-1	76 - 3
S1938-1	24 -48
S1948-2	82 -31
S1948-2	93 -18
S1948-2	83 -19
S1948-2	83 -20
S1948-2	83 -31
S1948-2-1	1 -47
S1948-2-10	1 -47
S1948-2-11	1 -47
S1948-2-12	1 -47
S1948-2-13	1 -47
S1948-2-14	1 -47
S1948-2-15	1 -47
S1948-2-16	1 -47
S1948-2-17	1 -47
S1948-2-18	1 -47
S1948-2-19	1 -47
S1948-2-2	1 -47
S1948-2-20	1 -47
S1948-2-3	1 -47
S1948-2-4	1 -47
S1948-2-5	1 -47
S1948-2-6	1 -47
S1948-2-7	1 -47
S1948-2-8	1 -47
S1948-2-9	1 -47
S1949-1	173 -12
S1951-4T	123 -80
S1957-2	84 -13
S1957-2	85 -13
S1957-2	93 -11
S1959-1	204 - 8
S1959-1	204 -21
S1959-2	204 -13
S1959-2	204 -25
S1964-3	125 -57
S1974-1	104 -60
S1974-1	166 -54
S1981-1	104 -63A
S1981-1	104 -64A
S1981-1	104 -65A

PART NUMBER	FIGURE AND INDEX NO.
S1981-1	104 -66A
S1981-1	152 - 7
S1981-1	152 -30
S1981-1	153 -29
S1981-5	105 -69
S1981-5	106 -71
S1981-5	161 -55
S1982-1	104 -73
S1982-1	105 -65
S1982-1	106 -66
S1985-1	148 -50
S1988-1	182 -38
S1988-1	183 -46
S1988-1	184 -58
S1991-1	191 -24
S1994-1-1	104 -59A
S1994-1-1	105 -89
S1994-1-1	106 -91
S1995-4	105 -90
S1995-4	106 -91B
S2013-2	93 -64A
S2013-2	94 -33
S2013-2	94 -58
S2013L2	93 -33A
S2014-2	93 -33A
S2014-2	93 -64A
S2014-2	94 -33
S2014-2	94 -58
S202R	82 -39
S202RB	1 -16
S202RB	4 -59
S202RB	52 -12
S202VW	1 -16
S2024-1	139 -11
S2029-1	108 - 3
S2066-1	161 -53
S2071-1	161 -58
S2074-1	108 - 3B
S2074-1	108 - 3C
S2076-1	108 - 3H
S2080-1	108 -46
S2081-1	108 -44
S2081-2	108 -43
S2081-4	108 -49
S2081-5	108 -46A
S2091-5	105 -90
S2091-5	106 -91B
S2092-1	1 -49
S2092-1	85 -39
S2092-2	1 -50
S2092-3	1 -49
S2092-3	106 -18A
S2092-3	106 -23
S2092-30	1 -50
S2092-31	1 -49
S2092-31	85 -41
S2092-4	1 -50
S2092-4	106 -30
S2093-2	191 -41
S2106-2	18 - 2
S2107-1	18 - 1
S2108-1	73 -42B
S2108-1	76 -31B
S2108-2-17.00	197 - 4
S2114-2	191 -41
S2114-2	191 -41
S2116-1	161 -53
S2122-1	105 -86
S2122-2	105 -86
S2127-1-31.25	9 -12
S2127-1-46.94	9 -11
S2135-1	105 -54A
S2135-1	106 -65
S2138-1	68 - 3

PART NUMBER	FIGURE AND INDEX NO.
S2160-1	105 -79
S2160-1	105 -80
S2160-1	105 -81
S2160-1	105 -82
S2160-1	106 -79
S2160-1	106 -80
S2160-1	106 -81
S2160-1	106 -82
S2160-4	105 -78
S2160-4	106 -78
S2160-5	105 -77
S2160-5	106 -78
S2161-1	106 -82
S2161-2	106 -83
S2191-8-4	55 -38
S2191-8-4	68 -25
S2195-1	73 -42A
S2195-1	76 -31A
S2198-3	141 -26
S2209-1	185 -15A
S2209-1	185 -37
S2209-3	185 -30
S2240AA103	108 -40
S2240AA103	108 -40
S2240AA108	108 -41
S2240AA108	108 -41
S2240AA201	108 - 3A
S2240AA201	108 - 3A
S2240A103	108 -40
S2240A108	108 -41
S2240A201	108 - 3A
S2240BB103	108 -40
S2240BB108	108 -41
S2240BB201	108 - 3A
S2240B103	108 -40
S2240B103	108 -40
S2240B103	108 -40
S2240B108	108 -41
S2240B108	108 -41
S2240B108	108 -41
S2240B108	108 -41
S2240B201	108 - 3A
S2240B201	108 - 3A
S2240B201	108 - 3A
S2240B201	108 - 3A
S2240CC103	108 -40
S2240CC108	108 -41
S2240CC201	108 - 3A
S2240C103	108 -40
S2240C103	108 -40
S2240C108	108 -41
S2240C201	108 - 3A
S2240DD103	108 -40
S2240DD108	108 -41
S2240DD201	108 - 3A
S2240F103	108 -40
S2240F108	108 -41
S2240F201	108 - 3A
S2240G108	108 -41
S2240G201	108 - 3A
S2240H103	108 -40
S2240H108	108 -41
S2240H201	108 - 3A
S2240L103	108 -40
S2240L108	108 -41
S2240L201	108 - 3A
S2240T103	108 -40
S2240T108	108 -41
S2240T201	108 - 3A
S2240U103	108 -40
S2240U108	108 -41
S2240U201	108 - 3A
S2240W103	108 -40

PART NUMBER	FIGURE AND INDEX NO.
S2240W103	108 -40
S2240W103	108 -40
S2240W108	108 -41
S2240W108	108 -41
S2240W108	108 -41
S2240W201	108 - 3A
S2240W201	108 - 3A
S2240W201	108 - 3A
S2240Z103	108 -40
S2240Z108	108 -41
S2240Z201	108 - 3A
S225-1	4 -20
S225-1	27 - 8
S225-3	20 -35
S226-3	28 -31
S226-3	29 -27
S226-3	30 -36
S237-2	10 -12
S237-2	11 -14
S237-2	11 -14
S237-2	14 - 7
S237-2	15 - 8
S237-2	31 -36
S237-2	32 -21
S237-2	49 -96
S237-4	20 -33
S272-17	163 -13
S272-17	187 -46
S272-207	166 -28
S272-207	167 -30
S272-207	168 -43
S272-207	171 - 3
S272-209	171 -15
S272-215	171 -18
S290D1032	139 -15C
S290D832	4 -51
S290D832	4 -61
S290D832	4 -66
S292-1	1 -17
S292-11	1 -17
S292-12	1 -17
S292-12	167 -12A
S292-12	167 -12B
S292-12-	168 -21
S292-14	1 -17
S292-16	1 -17
S292-2	1 -17
S292-28	1 -17
S292-3	1 -17
S292-4	1 -17
S292-5	1 -17
S292-6	1 -17
S292-8	1 -17
S292-8	161 -29
S327-2	33 -21
S329	4 -19
S330-2	14 - 9
S338-7	15 -10
S339-P2	47 -14
S347-1	47 -14
S347-1	31 -38
S347-1	32 -46
S347-1	33 -47
S350	16 -17
S350	17 -18
S351	122 -13
S351	123 -44
S351	124 -43
S354-3	43 -13
S372-2	35 -56
S378-1	157 -11
S378-1	188 -12
S378-1L	142 -55
S378-1L	143 -46

PART NUMBER	FIGURE AND INDEX NO.
S378-1L	144 -51
S378-1L	156 -12
S378-1L	157 -15
S378-1L	159 -10
S378-2	158 -21
S378-2	158 -25
S378-2	158 -29
S378-2	158 -39
S378-2	159 - 5
S378-3	155 -17
S378-3L	149 -54
S378-3L	150 -38
S378-3L	154 -18
S378-3L	154 -22
S378-3L	154 -26
S378-3L	155 -18
S378-3L	155 -22
S378-3L	160 -19
S378-4	148 -10
S378-4	149 -12
S378-4	149 -17
S378-4	149 -24
S378-4	149 -29
S378-4	149 -33
S378-4	149 -37
S378-4	149 -42
S378-4	150 - 3
S378-4	150 - 8
S378-4	150 -13
S378-4	150 -17
S378-4	150 -21
S378-4	150 -26
S378-4	158 -44
S378-4	160 -14
S394	149 -47
S394	150 -31
S394	158 -34
S430-1	161 -41
S51-10	1 -15
S51-12	1 -15
S51-16	1 -15
S51-32	1 -15
S51-4	1 -15
S51-6	1 -15
S51-6	53 -12
S51-8	1 -15
S53K24T	140 -19
S8S	151 -21
TA3-716D9	172 -26
T55288	187 -47
UA526361-1	187 -21
V3L-3-D9	159 -43
WRM10	200 -10
WRM15	200 -13
WRM20	200 -12
WRM25	200 - 9
WRM30	200 -11
WRM39	200 -15
WRM44-12	200 -14
W98292-180	117 -27
W98292-180	118 -43
W98292-180	119 -35
W98292-2-180	115 -33
W98292-2-180	116 -29
W98292-2180	121 -41
XH99608-F1099	102 -18
XH99608F1099	84 -18
XH99608F1099	85 -17
XS49306-K110	82 -10A
ZR075-11.5	201 -26
01	108 -72
0300C	125 - 1
0300D	125 - 1
0300D	125 - 1

PART NUMBER	FIGURE AND INDEX NO.
0310196-12	145 - 6
0310196-12	187 -19
0310196-5	145 - 7
0310196-5	187 -20
0310293-14	25 - 1
0310293-2	25 - 1
0310295	25 - 2
0310297-1	25 - 3
0310298-1	25 - 4
0310332	25 - 7
0310352	25 - 6
0310352-1	25 - 6
0310362-5	25 -13
0310422	25 - 9
0310422-1	25 - 9
0311018-10	101 -26
0311018-11	100 -37
0311018-11	101 -25
0311018-12	100 -37
0311018-9	101 -25
0311038-2	99 - 7
0311038-2	102 -47
0311240-17	16 -23
0311240-17	16 -31
0311240-17	17 - 4
0311319-1	49 -60
0311319-1	80 -13
0311319-1	81 -20
0311319-2	49 -61
0311319-2	80 -13
0311360-4	16 - 7
0311360-4	17 -15
0311360-5	16 - 7A
0311360-5	17 -16
0311538-10	99 -10
0311538-10	100 -10
0311538-12	99 -10
0311538-12	100 -10
0311538-12	102 -45
0311538-12	165 -46
0311538-12	166 -54
0311623-1	80 -14
0311623-1	81 -21
0311752-16	28 -33
0311777	99 - 8
0312155-10	190 -17
0312155-10	191 -17
0312155-10	192 - 5
0312155-10	205 - 5
0320E2D-ENPL3107	123 - 1
0320E2D-ENPL4090	123 - 1
0334128	26 -53
0334128-3	26 -53
0400123-1	82 -32
0400123-1	83 -32
0400135-1	2 -54
0400202-2	2 -57
0400202-3	2 -58
0400210-1	2 -68
0400210-1	3 -24
0400210-1	103 -30
0400210-1	104 -32
0400210-2	3 -24
0400210-2	105 -96
0400210-2	106 -95A
0400213-4	108 -68
0400213-5	108 -67
0404013-1	3 -41
0405002-3	2 -63
0405018-1	3 -45
0405018-2	3 -46
0405020-2	3 -50
0405022-2	3 -51
0405027-1	3 -54

PART NUMBER	FIGURE AND INDEX NO.
0405027-3	3 -55
0405027-5	3 -56
0405027-6	3 -57
0405028-1	3 -58
0405028-3	3 -58
0405029-1	3 -59
0405029-2	3 -59
0409007-2	159 -51
0409007-4	159 -44
0411030-5	84 - 4
0411030-5	85 - 4
0411030-6	84 - 3
0411030-6	85 - 3
0411047	147 - 8
0411051	149 - 6
0411051-4	149 - 8
0411059-1	101 - 1
0411059-1	102 -13
0411059-1	104 -27
0411059-3	103 -15
0411059-3	105 -21
0411059-4	201 -19
0411099-3	107 -10
0411129	34 - 5
0411129	35 - 5
0411174-3	30 -11
0411185-7	73 -41
0411185-9	72 -46
0411185-9	73 -41
0411221-4	147 - 1
0411232	149 -14
0411255	147 -11
0411257	147 -14
0411257	148 -24
0411257	148 -43
0411293	84 -25
0411306-13	145 -22
0411306-14	145 -21
0411307	145 - 8
0411307	145 -37
0411326-4	147 -17
0411419	156 - 6
0411420	38 - 7
0411420	157 - 9
0411421-2	154 -29
0411422	156 - 9
0411447	28 -27
0411523	156 -23
0411523	157 -25
0411524	156 -25
0411524	157 -28
0411549	145 -15
0411550	145 -14
0411552	77 - 6
0411552-2	77 - 6
0411557	77 -11
0411559	77 -17
0411562	145 -25
0411563	145 -40
0411564	145 -33
0411564-3	145 -34
0411565	145 -24
0411567-2	77 - 8
0411573-1	145 -41
0411575-11	77 -19
0411576	72 -26
0411576	74 -21
0411582	44 -18
0411590-1	79 -
0411590-3	79 - 4
0411591	79 - 3
0411592-1	79 - 5
0411665	79 - 1
0411680	28 - 4

PART NUMBER	FIGURE AND INDEX NO.
0411680	29 - 4
0411680	49 -33
0411778-2	145 -30
0411778-3	145 - 4
0411783	144 -45D
0411783	151 -18
0411783	158 -36
0411840	84 -26
0411840	84 -26
0411851	72 -36
0411851	73 -28
0411880	149 - 3
0411881	149 - 4
0411886	72 -27
0411886	74 -22
0411897-3	101 -24
0411897-3	101 -28
0411897-3	172 -44
0411897-3	186 -10
0412007-1	191 - 2
0412007-1	192 -16
0412007-8	123 -10A
0412007-9	190 -11
0412467	49 -90
0412467	52 - 6
0412496	34 - 9
0412496	35 - 9
0413028-10	162 - 8
0413028-4	162 - 9
0413028-8	162 - 9
0413028-9	162 - 9
0413028-9	162 - 9
0413126-10	101 -21
0413126-3	101 -22
0413138	193 -19
0413138	194 -18
0413138	195 -23
0413140-5	193 -24
0413140-5	194 -22
0413140-5	195 -27
0413141-1	193 - 6
0413141-1	194 - 8
0413141-1	195 -11
0413157	10 -14
0413163-11	138 - 8
0413163-11	139 - 8
0413163-18	138 - 7
0413163-18	139 - 7
0413163-201	139 - 3
0413163-202	139 - 3
0413163-207	139 - 3
0413163-208	139 - 3
0413163-23	138 - 3A
0413163-23	139 - 3
0413163-24	138 - 3A
0413163-24	139 - 3
0413163-43	138 - 8
0413163-43	139 - 8
0413163-7	138 - 6
0413163-7	139 - 6
0413163-8	138 - 5
0413163-8	139 - 5
0413163-9	138 - 5
0413163-9	139 - 5
0413179	2 - 1
0413195-3	72 -20
0413195-3	74 -23
0413195-5	78 -24
0413203	138 -11
0413203	139 -11
0413204-2	31 -52
0413204-3	31 -52
0413204-3	32 -34
0413204-3	33 -34
0413205-10	127 -11

PART NUMBER	FIGURE AND INDEX NO.	PART NUMBER	FIGURE AND INDEX NO.	PART NUMBER	FIGURE AND INDEX NO.
0413205-10	190 -26	0413523-4	105 -21	0426209-3	7 -43
0413205-10	192 -13	0413523-4	106 -22	0426209-3	8 -40A
0413205-12	127 -11	0413527-4	105 -25	0426209-3	9 -45
0413205-12	190 -12	0413530-1	48 - 9	0432123	24 -31
0413213-10	148 -45	0413531-31	106 -24	0432126	24 -43
0413213-12	148 -45	0413531-4	105 -25	0432134-1	156 - 4
0413213-17	148 -45	0413531-59	106 -24	0432134-1	157 - 3
0413213-2	147 -24	0413532-2	105 -25	0432138-16	156 -10
0413213-20	148 -45	0414013-4	194 - 7	0432138-16	157 -10
0413213-23	148 -45	0414013-4	195 - 8	0432138-6	156 -28
0413216	147 -26	0414013-6	194 - 1	0432138-6	157 -30
0413216	148 -47	0414013-7	194 - 4	0432138-7	156 -11
0413216-4	147 -27	0414013-7	195 - 7	0432155	24 -23
0413216-4	148 -48	0414013-9	195 - 1	0433007	23 -18
0413216-6	148 -49	0414014-1	30 -11	0441130-2	67 -47
0413216-8	148 -49	0414014-2	30 -11	0441141-3	67 -33
0413228	138 -14	0414044-1	148 -52	0441141-4	67 -33
0413228	139 -14	0415010-1	108 - 3J	0441156-16	62 -
0413228	139 -15F	0417010-2	78 - 1	0442017-3	57 - 9
0413233	138 - 1	0422130	165 -54	0442017-3	58 - 3
0413233	139 - 1	0422130	166 -57	0442017-7	57 - 9
0413235	82 -13	0422130	167 - 7A	0442017-7	58 - 3
0413247	16 -18	0422130	168 -11A	0442506-1	57 -27A
0413247	17 -18	0422229-11	12 -20	0442506-1	58 -32A
0413247	101 - 2	0422229-16	13 -22	0442506-2	57 -39A
0413247	102 -16	0422229-3	12 -20	0442506-2	58 -44A
0413247	103 -18	0422280	19 - 7	0442506-8	57 -38B
0413247	104 -30	0422280	150 -51	0442506-8	58 -43B
0413247	105 -22	0422291	10 - 3	0442506-9	57 -38D
0413247	106 -22	0422291	11 - 3	0442506-9	58 -43D
0413257	138 - 9	0422292	10 - 9	0442512-1	65 -
0413257	139 - 9	0422292	11 - 8	0450030-1	203 - 7
0413307-13	54 - 7	0422292	162 - 7	0450032-1	203 -14
0413307-18	53 -11	0422344	31 -56	0450033-1	203 -15
0413307-21	53 - 3	0422344	32 -47	0450036-1	203 -29
0413307-5	53 - 7	0422344	33 -51	0450191-1	124 -16
0413307-6	53 - 8	0422344	52 -16	0450209	133 -39
0413307-7	53 - 9	0422356-1	151 -10	0450209	136 -25
0413322-3	72 -35	0422356-2	151 -10	0450227-12	135 -69
0413323-4	72 -34	0422357-1	151 -15	0450227-15	135 -70
0413323-7	80 - 8	0422358-1	151 -14	0450258	142 -26
0413323-9	73 -26	0422406-1	13 -19	0450262	133 - 3A
0413347-1	138 -15	0422406-2	13 -19	0450277-12	134 -58
0413347-1	139 -15	0422411-1	13 -18	0450277-13	134 -59
0413354-1	53 - 7	0422411-2	13 -18	0450277-14	134 -60
0413372-5	148 -42	0422412-1	13 -15	0450277-15	134 -61
0413416-4	151 -22	0422412-2	13 -15	0450277-3	133 -40
0413483-1	162 - 1	0422414-1	13 -17	0450277-3	136 -24
0413484-10	83 - 4	0422414-2	13 -17	0450283	122 -19A
0413484-11	202 - 3	0423006-21	4 -23	0450286	31 -50
0413484-12	83 - 4	0423006-22	4 -23	0450286	32 -44
0413484-13	202 - 3	0423007-1	4 -29	0450286	33 -45
0413484-2	82 -11	0423007-1	4 -36	0450286	39 -10
0413484-4	202 - 3	0423008-4	6 -52	0450286	40 -17
0413484-8	83 - 4	0423008-4	8 -48	0450286	41 - 8
0413484-9	202 - 3	0423008-5	6 -52	0450286	42 -10
0413485-1	162 - 8	0423008-5	8 -48	0450286-1	126 -36
0413485-2	162 - 8	0423008-8	6 -49	0450311	169 -22
0413495-1	30 - 5	0423008-9	6 -49	0450311-2	122 -21
0413495-1	194 -19	0423542-6	196 - 5	0450311-2	123 -41
0413495-1	195 -24	0423564-1	4 -36	0450311-3	169 -45
0413495-2	194 -20	0423564-2	4 -36	0450311-3	170 -25
0413495-2	195 -25	0425134	165 -30	0450311-4	124 -32
0413495-3	194 -21	0426011-4	5 - 7	0450311-5	122 -16
0413495-3	195 -26	0426011-4	16 - 8B	0450311-5	122 -31
0413503-2	194 -12	0426011-4	17 -16C	0450311-5	122 -38
0413503-8	195 -12	0426011-5	5 - 5	0450311-5	123 -76
0413517-12	108 -63	0426013-1	16 -26B	0450311-5	124 -28
0413517-13	108 -62	0426013-1	17 - 3B	0450311-5	125 -41
0413522-2	105 -12A	0426013-2	5 - 5	0450311-5	138 -35
0413522-2	105 -28A	0426015-1	5 - 8	0450311-5	139 -42
0413522-2	106 -18A	0426015-1	16 - 8	0450311-5	140 -30
0413522-3	105 -28A	0426015-1	17 -16A	0450311-5	141 -10
0413523-4	105 -21	0426209-3	6 -44A	0450314	11 -10

PART NUMBER	FIGURE AND INDEX NO.	PART NUMBER	FIGURE AND INDEX NO.	PART NUMBER	FIGURE AND INDEX NO.
0450338-14	131 - 9	0500062-PA31	190 -11C	0500118-1	167 - 6
0450404-1	187 -47	0500062-PC7	190 -22	0500118-10	166 -46
0450404-200	163 -20	0500062-PC7	191 -22	0500118-100	186 - 4
0453003-1	40 -11	0500062-PC7	205 - 8	0500118-101	123 -17
0453003-1	41 - 9	0500062-PC8	190 -23	0500118-102	167 -42
0453003-11	40 -11B	0500084-1	2 -22	0500118-102	168 -72
0453003-11	41 - 9A	0500084-1	147 -29	0500118-105	122 -39
0453003-12	41 - 9A	0500085-1	2 -31	0500118-105	165 -47
0453003-9	40 -11A	0500085-2	2 -30	0500118-105	166 -55
0453003-9	41 -10	0500091-4	2 -27	0500118-105	168 -72
0470102-1	103 -69	0500103-101	84 -24	0500118-109	166 -50
0500037-2	192 -11	0500105-278	142 -14	0500118-109	168 -69
0500037-4	127 - 9	0500106-118	165 - 6	0500118-11	186 - 2
0500037-4	190 -25	0500106-177	165 -13	0500118-110	166 -52
0500038-1	192 -12	0500106-178	165 -11	0500118-110	168 -70
0500044-10	39 -21	0500106-178	166 -10	0500118-116	168 -18
0500044-10	40 -10	0500106-179	165 -10	0500118-117	168 -19
0500044-10	41 -12	0500106-179	166 -11	0500118-118	168 - 8
0500044-10	42 -22	0500106-182	142 - 6	0500118-119	168 - 9
0500044-11	39 -23	0500106-183	142 - 7	0500118-12	100 -27
0500044-11	42 -20	0500106-189	165 -13	0500118-122	184 -63
0500044-12	189 -10	0500106-194	142 -13	0500118-123	168 - 9
0500044-13	189 - 2	0500106-229	176 - 3	0500118-124	168 - 8
0500044-14	189 - 2	0500106-242	165 -42	0500118-126	68 -28
0500044-15	189 - 4	0500106-243	165 -44	0500118-126	144 - 1
0500044-16	189 - 4	0500106-261	161 -27	0500118-127	68 -28
0500044-17	189 - 3	0500106-281	67 -36	0500118-127	144 - 2
0500044-18	189 - 3	0500106-281	142 -16	0500118-128	144 - 4
0500044-19	189 - 5	0500106-282	67 -36	0500118-129	144 - 5
0500044-20	189 - 6	0500106-282	142 -17	0500118-29	166 -13
0500044-21	189 - 5	0500106-285	142 -20	0500118-29	167 -13
0500044-23	39 -22	0500106-294	126 -14	0500118-29	168 -25
0500044-23	40 - 7	0500106-300	174 - 1	0500118-30	166 -14
0500044-23	41 -13	0500106-302	174 -13	0500118-30	167 -14
0500044-23	42 -19	0500106-303	53 -14	0500118-30	168 -26
0500044-24	189 -17	0500106-304	166 -55	0500118-31	166 -38
0500044-25	189 -17	0500106-306	125 -23	0500118-31	168 -61
0500044-27	187 - 3	0500106-307	125 - 9	0500118-33	166 -15
0500044-28	187 - 4	0500106-308	165 -48	0500118-33	167 -15
0500044-29	187 - 5	0500106-309	124 -39	0500118-33	168 -27
0500044-3	189 - 9	0500106-309	124 -40	0500118-34	166 -16
0500044-30	187 - 6	0500106-309	165 -50	0500118-34	167 -16
0500044-31	187 - 7	0500106-310	165 -51	0500118-34	168 -28
0500044-32	187 - 8	0500106-313	174 - 3	0500118-37	182 -25
0500044-33	187 - 9	0500106-315	180 -33	0500118-37	183 -30
0500044-34	187 -10	0500106-344	165 -34	0500118-38	179 -25
0500044-35	39 -23	0500106-345	165 -38	0500118-38	183 -31
0500044-35	40 - 8	0500106-350	186 - 4	0500118-39	166 -46
0500044-35	41 -14	0500106-352	126 - 7	0500118-40	67 -36
0500044-37	40 -11B	0500106-364	180 -32	0500118-40	142 -17
0500044-37	41 - 9A	0500106-364	181 -30	0500118-41	67 -36
0500044-38	40 -11B	0500106-365	166 -50	0500118-41	142 -16
0500044-38	41 - 9A	0500106-365	167 -40	0500118-42	166 -10
0500044-4	189 - 9	0500106-366	156 -52	0500118-42	167 -10
0500044-5	189 - 8	0500106-366	167 -41	0500118-43	166 -11
0500044-6	189 - 1	0500106-378	182 -43	0500118-43	167 -11
0500044-7	189 - 7	0500106-378	183 -51	0500118-61	67 -36
0500044-8	189 - 7	0500106-378	184 -63	0500118-61	143 - 1
0500044-9	39 -20	0500106-379	67 -36	0500118-62	67 -36
0500044-9	40 - 9	0500106-379	142 -16	0500118-62	143 - 2
0500044-9	41 -11	0500106-380	67 -36	0500118-63	143 - 8
0500044-9	42 -21	0500106-380	142 -17	0500118-64	143 - 6
0500051-3	2 -32	0500106-53	161 - 1	0500118-65	143 - 9
0500051-4	2 -32	0500106-54	161 - 4	0500118-66	143 -12
0500052-1	99 -37	0500106-83	165 - 8	0500118-67	143 -11
0500053-1	100 -41	0500106-83	166 - 8	0500118-70	123 -31
0500062-DA10	191 -12	0500106-83	167 - 8	0500118-74	167 -38
0500062-DA12	190 -37	0500106-83	168 -12	0500118-74	168 -53
0500062-PA1	190 -11A	0500109-1	2 -20	0500118-75	167 -38B
0500062-PA1	192 -22	0500109-2	2 -20	0500118-75	168 -51
0500062-PA11	190 -11B	0500109-3	2 -21	0500118-76	67 -36
0500062-PA11	191 -10	0500109-3	147 -28	0500118-76	143 - 2
0500062-PA18	191 -23	0500110-1	2 -33	0500118-77	67 -36
0500062-PA23	191 -11	0500118-1	166 - 6	0500118-77	143 - 1



PART NUMBER	FIGURE AND INDEX NO.
0500118-78	166 -59
0500118-78	167 -52
0500118-78	168 -78
0500118-80	167 - 6
0500118-84	143 - 1
0500118-85	143 - 2
0500118-86	143 - 8
0500118-86	144 -11
0500118-87	143 - 6
0500118-87	144 - 9
0500118-88	143 - 9
0500118-88	144 -12
0500118-89	143 -12
0500118-89	144 -15
0500118-90	143 -11
0500118-90	144 -14
0500118-91	143 - 1
0500118-92	143 - 2
0500118-93	166 -58
0500118-93	168 -68
0500118-95	167 -47
0500118-95	168 -58
0500118-96	103 -43
0500118-96	104 -56
0500118-96	105 -60
0500118-96	106 -61
0500118-96	123 -72
0500118-97	99 -27
0500118-97	186 - 2
0500118-98	165 -40
0500118-98	166 -46
0500118-98	168 -73
0500118-99	167 -43
0500118-99	168 -73
0500119-1	2 -25
0500119-2	2 -26
0500120-2	108 -19
0500124-1	2 -23
0500124-1	147 -31
0500124-2	2 -24
0500124-2	147 -30
0500125-1	2 -38
0500125-1	2 -48
0500125-29	2 -50
0500125-31	2 -51
0500125-4	2 -39
0500125-6	2 -41
0500127-1	2 -28
0500128-1	2 -34
0500130-1	2 -13
0500130-1	190 -18
0500130-1	192 - 7
0500210-105	# 95 - 3
0500210-106	# 84 -23A
0500210-106	# 84 -23B
0500210-107	# 95 - 4
0500210-108	82 -15
0500210-108	82 -15
0500210-108	83 - 9
0500210-11	82 - 6
0500210-111	# 95 - 3
0500210-113	# 95 -
0500210-114	# 95 -23
0500210-115	# 95 -23
0500210-116	# 95 -33
0500210-117	# 95 -32
0500210-12	82 - 7
0500210-122	# 95 - 3
0500210-123	# 95 - 3
0500210-125	# 95 -
0500210-128	# 88 -10
0500210-129	# 88 -
0500210-130	# 88 -
0500210-131	83 -11

PART NUMBER	FIGURE AND INDEX NO.
0500210-132	□ 82 -22
0500210-132	□ 83 -17
0500210-135	□ 82 -23
0500210-135	□ 83 -19
0500210-139	# 95 -
0500210-143	# 95 -23
0500210-144	# 95 -23
0500210-145	# 95 - 3
0500210-146	# 95 - 3
0500210-149	# 88 -
0500210-15	84 -23
0500210-150	95 - 4A
0500210-151	95 - 4
0500210-152	95 -34
0500210-153	95 -34
0500210-154	# 88 -16
0500210-155	88 -11
0500210-155	89 -11
0500210-156	88 -17
0500210-16	84 -22
0500210-162	# 95 -
0500210-163	# 95 -23
0500210-164	# 95 -23
0500210-165	# 95 - 3
0500210-166	# 95 - 3
0500210-167	95 - 4
0500210-168	95 - 4A
0500210-17	82 -38
0500210-172	# 95 -33
0500210-173	# 88 -
0500210-177	# 95 -32
0500210-178	# 88 -10
0500210-20	# 87 -
0500210-200	# 87 - 1
0500210-201	# 87 -14
0500210-202	# 88 - 1
0500210-203	# 88 -15
0500210-204	# 88 -15
0500210-205	# 88 - 1
0500210-206	# 88 -15
0500210-207	# 88 - 1
0500210-208	# 88 -15
0500210-209	# 88 - 1
0500210-23	84 -14
0500210-24	# 87 -15
0500210-24	# 88 -16
0500210-24	# 90 -16
0500210-24	# 91 -15
0500210-25	84 -15
0500210-26	# 87 -10
0500210-26	# 88 -10
0500210-26	# 90 -10
0500210-26	# 91 - 8
0500210-28	# 95 -
0500210-29	# 95 -23
0500210-30	# 95 -23
0500210-31	# 95 - 3
0500210-32	95 - 4
0500210-33	# 95 -32
0500210-34	# 95 -33
0500210-39	82 -22
0500210-40	82 -21
0500210-41	82 -21
0500210-42	84 -16
0500210-43	82 -23
0500210-44	82 -24
0500210-44	83 -20
0500210-47	84 -39
0500210-48	82 -34
0500210-48	83 -33
0500210-49	82 -35
0500210-49	83 -34
0500210-5	# 82 - 1
0500210-50	80 -11

PART NUMBER	FIGURE AND INDEX NO.
0500210-50	81 -18
0500210-69	82 -168
0500210-75	84 -23A
0500210-76	# 84 -24A
0500210-76	# 85 -36
0500210-81	□ 84 - 8
0500210-82	□ 84 - 9
0500210-83	# 84 -23A
0500210-94	□ 82 -21
0500210-95	□ 84 -15
0500210-95	□ 85 -15
0500210-96	□ 84 -15
0500210-97	□ 84 -14
0500210-97	□ 85 -14
0500210-98	□ 82 -21
0500210-99	84 -39
0500210-99	85 -16
0500211-1	84 - 1
0500211-2	84 - 2
0500211-3	84 - 1
0500211-4	84 - 2
0500212-1	72 - 3
0500212-2	74 - 4
0500212-3	72 - 3
0500212-4	74 - 4
0500213-1	84 -11
0500213-2	84 -12
0500213-3	84 -11
0500213-4	84 -12
0500217-1	84 - 1
0500217-2	84 - 2
0500217-3	72 - 3
0500217-4	74 - 4
0500217-5	84 -11
0500217-6	84 -12
0500223-3	108 - 1
0500226-1	95 - 5
0500228-2	108 -23
0500228-3	108 -25
0500228-5	108 -24A
0500229-2	49 -66
0500230-2	82 -26
0500230-2	83 -24
0500230-3	82 -37
0500230-3	83 -36
0500233-1	84 -40
0500233-1	□ 85 -34
0500233-4	□ 85 -34
0500235-1	28 -44
0500235-1	29 -38
0500236-1	84 -37
0500240-1	84 - 1
0500240-10	84 -12
0500240-2	84 - 2
0500240-5	72 - 3
0500240-6	74 - 4
0500240-9	84 -11
0500242-1	166 -29
0500242-2	167 -31
0500242-2	168 -44
0500246-11	2 -19
0500246-11	166 -35
0500247-1	2 -29
0500248-1	2 -37
0500249-1	2 -40
0500250-1	2 -42
0500251-1	# 84 - 1
0500251-10	# 84 -12
0500251-2	# 84 - 2
0500251-5	# 73 - 3
0500251-6	# 75 - 4
0500251-9	# 84 -11
0500254-1	2 -16
0500255-1	2 -34

PART NUMBER	FIGURE AND INDEX NO.	PART NUMBER	FIGURE AND INDEX NO.	PART NUMBER	FIGURE AND INDEX NO.
0500258-1	# 84 - 1	0505027-1	105 -99	0510105-313	148 -32
0500258-1	# 84 - 1	0505030-1	3 -36A	0510105-314	148 -38
0500258-10	# 84 -12	0505031-1	3 -38A	0510105-315	148 -37
0500258-10	# 84 -12	0505032-1	3 -37A	0510105-316	148 -41
0500258-2	# 84 - 2	0505033-1	3 -39	0510105-317	150 - 1
0500258-2	# 84 - 2	0505034-1	3 -32B	0510105-320	157 -19
0500258-27	# 84 - 1	0505034-2	3 -33B	0510105-321	157 -20
0500258-28	# 84 - 2	0505034-3	3 -34B	0510105-324	150 - 1
0500258-29	# 73 - 3	0505036-1	3 -47	0510105-334	188 - 7
0500258-30	# 75 - 4	0505037-1	3 -48	0510105-44	156 -18
0500258-31	# 84 -11	0505038-1	3 -49	0510105-44	157 -21
0500258-32	# 84 -12	0505042-2	106 -95	0510105-45	156 -19
0500258-40	# 76 - 3	0505043-1	3 -29A	0510105-45	157 -22
0500258-41	# 76 - 3	0505043-1	85 -42	0510105-57	156 -17
0500258-5	# 73 - 3	0505044-1	3 -61	0510105-58	156 -16
0500258-5	# 73 - 3	0505044-2	3 -62	0510105-59	158 - 1
0500258-6	# 75 - 4	0505044-3	3 -60	0510105-60	158 - 2
0500258-6	# 75 - 4	0505044-4	3 -60	0510105-61	158 -11
0500258-9	# 84 -11	0505046-1	3 -63	0510105-62	158 -12
0500258-9	# 84 -11	0505046-2	3 -64	0510105-63	158 - 6
0500262-1	2 -55	0509002-1	166 -71	0510105-64	158 - 7
0500263-1	2 -56	0509002-2	166 -73	0510105-70	142 -49
0500266-2	2 -59	0509003-1	133 -51	0510105-70	143 -40
0500276-1	110 - 4	0510105-113	149 - 2	0510105-70	144 -45
0500276-2	110 - 4	0510105-113	150 - 2	0510105-72	149 - 1
0500310-1	108 -31	0510105-121	158 -13	0510105-93	159 - 1
0500312-2	108 -28	0510105-122	158 -17	0510105-94	159 - 2
0500313-1	108 -30	0510105-13	149 - 2	0510110	34 -35
0500315-1	169 -48	0510105-13	150 - 2	0510110	35 -36
0500315-2	169 -49	0510105-144	156 -18	0510112	34 -45
0500401-1	2 -52	0510105-144	157 -21	0510112-1	34 -46
0500402-1	2 -53	0510105-145	156 -19	0510113-14	36 - 1
0500403-1	□ 84 -42	0510105-145	157 -22	0510113-15	36 - 2
0500403-1	□ 85 -27	0510105-157	156 -17	0510127	156 - 1
0500404-1	2 -46	0510105-158	156 -16	0510127-1	156 - 2
0500405-1	2 -47	0510105-159	158 - 1	0510127-2	156 - 3
0500417-1	187 -55	0510105-160	158 - 2	0510128	36 - 5
0501019-1	108 -22	0510105-161	158 -11	0510128	37 -13
0501022-1	108 -50	0510105-162	158 -12	0510129-3	28 -24
0501030-1	139 -16	0510105-163	158 - 6	0510135	36 - 3
0505002-1	104 -16A	0510105-164	158 - 7	0510135-4	36 - 3
0505005-1	3 -21	0510105-172	149 - 1	0510136	149 -19
0505006-1	2 -16	0510105-193	159 - 1	0510137	149 -20
0505006-1	3 -30	0510105-194	159 - 2	0510138	36 - 6
0505007-1	3 -29	0510105-205	160 - 1	0510138-2	36 - 7
0505007-1	84 -20	0510105-206	160 - 2	0510138-3	36 - 8
0505008-2	3 -18	0510105-207	160 - 6	0510145-1	36 -10
0505008-7	3 -16	0510105-208	154 - 8	0510161-10	154 - 4
0505008-8	3 -17	0510105-208	155 - 7	0510161-12	155 - 3
0505009-2	2 -70	0510105-209	154 -12	0510161-9	154 - 4
0505009-2	3 -26	0510105-209	155 -11	0510163	34 -56
0505009-2	137 - 7	0510105-21	158 -13	0510164	49 -89
0505009-3	3 -26A	0510105-210	154 -13	0510166-6	158 -49
0505009-3	106 -96	0510105-210	155 -12	0510167	158 -54
0505009-3	137 -16	0510105-213	148 -32	0510169-3	158 -55
0505011-1	3 - 6	0510105-214	148 -38	0510171-1	158 -64
0505011-1	123 -27	0510105-215	148 -37	0510172-3	158 -58
0505012-1	3 -19	0510105-216	148 -41	0510172-4	158 -59
0505012-2	3 -19	0510105-217	150 -	0510173	158 -59
0505015-1	3 -11A	0510105-217	150 - 1	0510174	28 -34
0505015-2	3 -11A	0510105-22	158 -17	0510176	158 -57
0505017-1	3 -15	0510105-220	157 -19	0510177	158 -56
0505020-2	3 - 5A	0510105-221	157 -20	0510178-1	158 -52
0505020-2	104 -16C	0510105-224	150 - 1	0510181	158 -66
0505020-2	105 -61	0510105-232	144 -45A	0510181-1	158 -67
0505021-3	3 -32	0510105-305	160 - 1	0510183	28 -21
0505021-4	3 -33	0510105-306	160 - 2	0510183-1	28 -22
0505021-5	3 -34	0510105-307	160 - 6	0510184	158 -68
0505025-4	3 -32A	0510105-308	154 - 8	0510188	2 -15
0505025-5	3 -33A	0510105-308	155 - 7	0510188	158 -63
0505025-6	3 -34A	0510105-309	154 -12	0510193-1	158 -56
0505026-1	3 -44	0510105-309	155 -11	0510194-1	2 -14
0505026-2	3 -44	0510105-310	154 -13	0510194-1	158 -62
0505027-1	3 -42	0510105-310	155 -12	0510195-1	159 -29



PART NUMBER	FIGURE AND INDEX NO.
0510201-2	28 -30
0510201-4	29 -26
0510201-5	30 -35
0510202-1	87 -58
0510203-1	158 -56
0510205-3	87 -56
0510205-3	87 -56
0510205-3	87 -56
0510205-3	88 -60
0510205-3	88 -60
0510205-3	89 -55
0510205-4	87 -56
0510205-4	87 -56
0510205-4	87 -56
0510205-4	88 -60
0510205-4	88 -60
0510205-4	89 -55
0511000-22	28 -10
0511000-22	29 -10
0511000-22	30 -18
0511000-23	28 -10
0511000-23	29 -10
0511000-23	30 -18
0511000-24	28 - 5
0511000-24	29 - 5
0511000-43	28 - 6
0511000-43	29 - 6
0511000-43	30 -14
0511000-44	28 - 6
0511000-44	29 - 6
0511000-44	30 -14
0511000-6	28 - 9
0511000-6	29 - 9
0511000-6	30 -17
0511000-60	28 -35
0511000-7	28 - 9
0511000-7	29 - 9
0511000-7	30 -17
0511000-73	30 -19
0511000-74	30 -19
0511000-75	30 -13
0511000-8	28 -11
0511000-8	29 -11
0511000-9	28 -11
0511000-9	29 -11
0511001-150	82 - 8
0511033-30	82 -28
0511033-30	83 -28
0511033-7	82 -30
0511033-7	83 -30
0511062-4	4 -49
0511062-5	4 -49
0511071-3	67 - 1
0511071-4	67 - 1
0511072-1	67 - 4
0511112-13	77 - 1
0511112-14	77 - 5
0511112-15	77 - 3
0511112-18	72 -37
0511112-18	74 -24
0511112-18	77 -
0511112-4	77 - 4
0511114-9	28 - 3
0511114-9	29 - 3
0511116-12	28 -12
0511116-12	29 -12
0511116-12	30 -20
0511116-13	28 -13
0511116-13	29 -13
0511116-13	30 -21
0511119	77 -12
0511127	165 -28
0511130	82 - 9
0511150	28 -43

PART NUMBER	FIGURE AND INDEX NO.
0511150	29 -37
0511150	30 -45
0511150-1	28 -43
0511150-1	29 -37
0511150-1	30 -45
0511153	28 -42
0511153	29 -36
0511157-11	165 -25
0511157-18	165 -26
0511157-19	165 -22
0511157-200	165 -24
0511162-5	34 - 1
0511162-5	35 - 1
0511162-9	35 - 1
0511165	108 - 6
0511167-12	165 -21
0511167-13	165 -21
0511167-14	2 -18
0511167-14	165 -21
0511167-15	165 -21
0511167-21	2 -17
0511177-10	84 - 9
0511177-9	84 - 8
0511185	44 -21
0511185-7	76 -30
0511185-9	76 -30
0511189-1	72 - 7
0511189-1	73 - 6
0511189-1	74 - 9
0511189-1	75 - 6A
0511189-1	76 - 6
0511189-2	72 - 6
0511189-2	73 - 9
0511189-2	74 - 8
0511189-2	75 - 8
0511189-2	76 - 6B
0511190	165 -20
0511191-4	165 -17
0511191-5	165 -17
0511192	28 -26
0511194-4	165 -27
0511195	165 -32
0511195	166 -33
0511198	165 -22
0511199-20	161 -40
0511199-41	169 -10
0511199-48	169 -
0511227-6	74 -21
0511227-7	72 -25
0511232-3	108 - 1
0511237-1	72 -15
0511237-1	73 -16
0511237-2	74 -17
0511237-2	75 -14
0511237-2	76 -14
0511238-1	72 -16
0511238-1	73 -17
0511238-2	74 -18
0511238-2	75 -15
0511238-2	76 -15
0511240-1	28 -16
0511240-10	29 -18
0511240-11	30 -23
0511240-12	30 -24
0511240-14	30 -26
0511240-15	30 -25
0511240-2	28 -17
0511240-2	29 -15
0511240-3	28 -18
0511240-3	29 -16
0511240-4	28 -19
0511240-5	29 -17
0511240-6	29 -18
0511240-7	29 -15

PART NUMBER	FIGURE AND INDEX NO.
0511240-8	29 -16
0511240-9	29 -17
0511242	91 - 1
0511242-1	87 - 1
0511242-1	88 - 1
0511242-1	89 - 1
0511242-1	90 - 1
0511242-1	93 - 1
0511242-1	94 - 1
0511243-1	30 -26A
0511243-2	30 -24
0511243-3	30 -23
0511245-1	80 -16
0511246-3	80 -17
0511248-1	77 -20
0511249-1	28 -19A
0511252-1	38 - 9
0511253-1	166 -20
0511253-1	167 -20
0511253-1	168 -32
0511254-1	29 -29
0511254-1	30 -38
0511256-1	78 -
0511256-2	78 -
0511257-1	78 -26
0511258-1	78 - 7
0511259-1	78 - 1
0511259-2	78 - 1
0511260-1	78 -23
0511260-2	78 -23
0511261-2	78 -22
0511261-3	78 -20
0511261-4	78 - 6
0511261-5	78 - 5
0511262-1	49 - 1A
0511262-2	49 - 1A
0511263-1	73 -27
0511264-1	78 -10
0511265-1	78 -18
0511266-1	78 -18A
0511280-1	72 -14
0511280-1	73 -15
0511280-2	74 -16
0511280-2	75 -13
0511280-2	76 -13
0511280-3	72 -19
0511280-3	73 -20
0511280-4	74 -20
0511280-4	75 -17
0511280-4	76 -17
0511281	46 -23
0511287	46 -10
0511288-1	46 - 7
0511288-2	46 - 8
0511289-2	46 -11
0511289-3	46 -24
0511289-4	46 -
0511290-1	28 -25
0511291-1	28 -14
0511291-1	29 -14
0511291-1	30 -22
0511291-2	28 -14
0511291-2	29 -14
0511291-2	30 -22
0511292-3	29 -35
0511292-3	30 -44
0511295-2	28 -36
0511295-2	29 -30
0511295-3	30 -39
0511298-1	77 - 9
0511298-2	77 -16
0511311-5	202 -16
0511318-1	176 -14
0511318-1	177 -25

PART NUMBER	FIGURE AND INDEX NO.
0511318-1	178 -30
0511318-1	179 -33
0511319-2	192 -15
0511319-201	190 - 1
0511319-201	191 - 1
0511319-201	192 -15
0511319-5	192 -15
0511460-1	72 - 9
0511460-10	75 - 8
0511460-2	74 -10
0511460-200	76 - 8
0511460-201	76 - 8
0511460-202	76 - 8
0511460-203	76 - 8
0511460-23	73 -10
0511460-33	73 -10
0511460-34	75 - 8
0511460-49	73 -10
0511460-50	75 - 8
0511460-9	73 -10
0511461-1	72 -13
0511461-1	73 -14
0511461-1	74 -15
0511461-1	75 -12
0511461-1	76 -12
0511463-1	72 -11
0511463-1	73 -12
0511463-1	74 -12
0511463-1	75 - 9
0511463-1	76 -10
0511464-1	72 -14
0511464-1	73 -15
0511464-1	74 -16
0511464-1	75 -13
0511464-1	76 -13
0511465-1	72 -24
0511465-1	74 -23
0511466-1	74 -26
0511467-1	74 -21
0511467-1	75 -18
0511469-1	72 -18
0511469-1	73 -19
0511469-2	76 -18
0511470-4	84 -16
0511473-1	176 -13
0511473-1	177 -24
0511473-1	178 -29
0511473-1	179 -32
0511475-1	84 -29
0511475-2	84 -30
0511479-1	28 -20
0511479-1	29 -19A
0511479-2	30 -28
0511480-1	28 -15
0511480-10	30 -27
0511480-11	30 -22
0511480-2	28 -19
0511480-3	28 -15
0511480-4	28 -19
0511480-5	29 -14
0511480-6	29 -19
0511480-7	29 -14
0511480-8	29 -19
0511480-9	30 -22
0511482-1	193 - 1
0511482-20	193 - 9
0511482-3	193 - 7
0511482-5	193 - 9
0511482-9	193 - 1
0511483-1	28 -48
0511483-1	29 -42
0511483-2	193 -23
0511484-1	28 -49
0511484-1	29 -43

PART NUMBER	FIGURE AND INDEX NO.
0511484-2	30 - 6
0511485-1	28 -50
0511486-1	28 -38
0511486-1	29 -34
0511486-1	30 -43
0511486-2	28 -38
0511486-2	29 -34
0511486-2	30 -43
0511486-3	28 -39
0511486-3	29 -33
0511486-4	28 -40
0511486-4	29 -32
0511486-5	29 -31
0511486-5	30 -40
0511487-1	34 -55
0511488-1	28 -37
0511489-1	2 - 4
0511490-1	2 - 5
0511491-3	97 -10
0511491-4	97 -11
0511493-1	35 -55
0511496-1	35 -47
0511497-1	29 -20
0511497-3	30 -29
0511498-1	29 -21
0511498-1	30 -30
0511499-1	29 -22
0511499-1	30 -31
0511777-1	47 - 1
0511782-1	148 - 9
0511782-16	148 - 9
0511782-17	148 - 9
0511783-1	148 -12
0511784-1	148 -14
0511785-1	148 -25
0511786-1	148 -19
0511786-2	148 -22
0511787-1	148 -15
0511788-1	148 -26
0511789-1	148 -31
0511794-1	47 -
0511795-1	47 - 2
0511795-2	47 - 4
0511795-3	47 - 3
0511796-1	47 -11
0511796-2	47 -13
0511796-3	47 -12
0511796-7	47 -11
0511796-8	47 -13
0511796-9	47 -12
0511797-1	30 -11
0511797-2	30 -11
0511798-3	30 - 7
0511798-4	30 - 8
0511799-3	30 - 9
0511800-2	30 - 4
0511800-5	30 - 4
0511801-4	30 - 3
0511803-1	73 -10
0511803-14	75 - 8
0511803-2	76 - 8
0511804-1	73 -43
0511804-2	75 -24
0511804-2N	76 -11
0511806-1	188 -15
0511806-2	188 -13
0511806-3	188 -16
0511806-4	188 -14
0511807-1	47 -15
0511808-1	47 -16
0512001-10	52 -10
0512001-7	52 - 7
0512001-8	52 - 8
0512001-9	52 - 9

PART NUMBER	FIGURE AND INDEX NO.
0512006-1	165 - 2
0512006-1	166 - 2
0512006-1	167 - 2
0512006-1	168 - 2
0512008-2	52 -
0512008-4	52 -14
0512008-8	52 -
0512008-9	52 -
0512009-10	52 -15
0512010-19	49 -73A
0512010-21	49 -74
0512010-24	49 -71B
0512010-3	49 -71
0512010-4	49 -72
0512010-5	49 -73
0512010-8	49 -72
0512010-9	49 -71
0512011-1	49 -86
0512012-1	49 -85
0512012-2	49 -85A
0512013-1	49 -93
0512013-2	49 -93
0512014-1	49 -94
0512014-2	49 -94A
0512015-1	49 -88
0512015-11	49 -76
0512015-12	49 -80
0512015-2	49 -74
0512015-3	49 -78
0512015-4	49 -79
0512015-7	49 -75
0512015-8	49 -75
0512016-1	49 -82
0512016-3	49 -84
0512016-5	49 -82
0512016-7	49 -84
0512017-1	49 -81
0512018-1	49 -95
0512019-1	49 -87
0512020-1	49 -51
0512020-2	49 -52
0512020-3	49 -51
0512020-4	49 -52
0512021-1	49 -21
0512021-2	49 -22
0512021-3	49 -21
0512021-4	49 -22A
0512022-1	49 -23
0512022-3	49 -24
0512023-1	49 -26
0512023-2	49 -27
0512023-4	49 -29
0512023-5	49 -28
0512024-1	49 -50
0512024-3	49 -50
0512025-1	49 -42
0512026-1	49 -30
0512026-10	49 -30
0512026-6	49 -30
0512027-1	27 - 4
0512027-2	27 - 5
0512028-1	49 -31
0512028-2	49 -32
0512029-1	49 -32
0512029-10	49 -36
0512029-2	49 -33
0512029-3	49 -34
0512029-4	49 -35
0512029-5	49 -36
0512029-6	49 -36
0512029-7	49 -32
0512029-8	49 -33
0512029-9	49 -36
0512030-13	49 -13

PART NUMBER	FIGURE AND INDEX NO.
0512030-14	49 -14
0512030-200	49 -
0512030-201	49 -
0512030-202	49 -
0512030-23	49 -13
0512030-24	49 -14
0512030-25	49 -16
0512030-5	49 - 5
0512030-6	49 - 6
0512031-9	95 - 7
0512032-1	49 -37
0512032-4	49 -37
0512033	49 -70
0512033-2	49 -70
0512034-1	49 -67
0512034-42	49 -69
0512034-7	49 -67
0512034-9	49 -67
0512036-1	49 -20
0512036-3	49 -20
0512037-1	49 -38
0512037-1	49 -39
0512037-3	49 -40
0512037-4	49 -41
0512037-5	49 -38
0512037-6	49 -39
0512038-1	49 -43
0512038-2	49 -44
0512038-3	49 -45
0512038-4	49 -46
0512039-1	49 -61
0512039-2	49 -62
0512039-3	49 -63
0512039-4	49 -64
0512039-6	49 -63
0512039-7	49 -61
0512039-8	49 -62
0512040-1	49 -47
0512040-2	49 -48
0512040-3	49 -49
0512040-4	49 -49
0512041-4	49 -98
0512041-4	49 -98
0512041-4	187 - 4
0512041-5	49 -98
0512041-5	187 - 3
0512041-7	49 -98
0512045-3	49 -92
0512046-1	84 -25
0512058-1	30 -41
0512058-2	30 -42
0512059-1	49 -95A
0512060-1	49 -81A
0512066-1	49 -57
0512100-11	49 - 5A
0512100-12	49 - 6
0512100-13	49 -11
0512100-14	49 -12
0512100-19	49 - 7
0512100-20	49 - 8
0512100-200	49 -
0512100-205	49 -
0512100-21	49 - 4
0512100-26	49 - 4
0512100-3	49 - 3
0512100-4	49 - 4
0512100-5	49 - 7
0512100-6	49 - 8
0512100-7	49 - 9
0512100-8	49 -10
0512100-9	49 -16
0512107-12	49 -69
0512107-13	49 -68
0512122	44 - 7

PART NUMBER	FIGURE AND INDEX NO.
0512122	45 - 8
0512123	4 - 7
0512124-15	46 -20
0512124-15	47 - 7
0512124-35	44 - 1
0512124-36	44 - 2
0512124-43	44 - 3
0512124-44	44 -
0512124-47	44 -
0512124-60	44 - 2
0512124-61	44 - 1B
0512124-62	44 - 2
0512124-63	44 - 1A
0512124-78	45 - 4
0512124-79	45 -12
0512124-8	44 -11
0512124-80	45 -13
0512124-9	44 -12
0512128	46 -14
0512129	46 -17
0512132-10	47 -19
0512132-11	47 -18
0512132-15	46 -12
0512132-15	47 -18
0512132-17	46 -13
0512132-17	47 -19
0512132-4	47 -18
0512132-4	47 -20
0512132-5	47 -21
0512134	44 -14
0512134-1	44 -15
0512134-2	47 -24
0512134-3	47 -24
0512135	149 -35
0512135	150 -19
0512135	158 -48
0512136	149 -49
0512136	150 -33
0512137	44 -16
0512137	45 -15
0512138	149 -52
0512138	150 -36
0512139-2	44 -13
0512139-2	45 -14
0512139-3	44 -13
0512139-3	45 -14
0512143	52 - 3
0512143-1	52 - 4
0512146	27 - 6
0512146-1	27 - 6
0512149-1	27 - 7
0512149-2	27 - 7
0512150	44 -22
0512152	46 -19
0512156	52 -11
0512157	52 - 1
0512157-2	52 - 2
0512157-5	52 - 1
0512157-6	52 - 1
0512159-2	52 -13
0512159-3	52 -13
0512160-2	49 -91
0512160-3	49 -83
0512160-5	52 - 5
0512165-1	52 -13
0512166-3	2 -11
0512166-3	84 -20
0512167-10	54 - 2
0512167-16	54 - 6
0512167-17	54 - 3
0512167-18	54 -
0512167-24	54 - 1
0512167-26	54 - 5
0512169-1	97 -12

PART NUMBER	FIGURE AND INDEX NO.
0512169-1	98 -21
0512169-2	97 -12
0512169-2	98 -21
0512172-1	159 -15
0512172-2	159 -16
0512176-1	49 -45
0512176-2	49 -46
0512177-1	49 -43
0512177-2	49 -44
0512178-1	49 -45
0512178-2	49 -46
0512180-5	49 -13
0512180-6	49 -14
0512180-7	49 -13
0512180-8	49 -14
0512181-1	49 -21A
0512181-2	49 -21A
0512182-1	191 -53
0512183-1	45 -16
0512183-2	45 -17
0512184-1	27 -16
0512184-2	27 -16
0512185-1	27 -17
0512186-1	45 -
0512186-12	45 - 3
0512186-13	45 - 2
0512186-5	45 - 1
0512186-6	45 - 2
0512186-7	45 - 2
0512186-8	45 - 3
0512187-1	47 -22
0512187-2	47 -23
0512188-1	49 -22B
0512188-2	49 -22B
0512189-1	49 -42
0512190-1	49 -32A
0512192-1	49 - 1C
0512193-1	51 - 1
0512193-10	51 -12
0512193-3	51 - 9
0512193-5	51 -10
0512193-6	51 -11
0512194-1	51 - 6
0512194-2	51 - 7
0512194-4	51 - 8
0512194-6	51 - 5
0512195-1	51 -13
0512195-6	51 -13
0512195-8	51 -15
0513000-10	31 -32
0513000-10	32 -18
0513000-10	33 -18
0513000-9	31 -32
0513000-9	32 -19
0513000-9	33 -19
0513001-11	31 -51
0513002-11	39 -17
0513002-11	42 -17
0513002-12	39 -18
0513002-12	42 -18
0513002-16	31 -15
0513002-17	31 -14
0513002-18	31 -13
0513002-5	31 -12
0513002-6	31 -43
0513003-24	189 -18
0513003-5	189 -18
0513006-103	34 -39
0513006-110	34 -13
0513006-110	35 -13
0513006-111	34 -23
0513006-111	35 -23
0513006-145	35 -41
0513006-22	34 -26

PART NUMBER	FIGURE AND INDEX NO.	PART NUMBER	FIGURE AND INDEX NO.	PART NUMBER	FIGURE AND INDEX NO.
0513006-22	35 -26	0513062-1	□ 104 -15A	0513109-24	40 -18
0513006-24	34 -40	0513062-2	□ 104 -15A	0513109-24	41 -20
0513006-24	35 -41	0513063-1	35 -58	0513109-24	42 - 7
0513006-25	34 -18	0513065-1	98 -14	0513109-29	39 -13
0513006-25	35 -18	0513065-2	98 -14	0513109-29	40 -25
0513006-26	34 -28	0513065-5	98 -14	0513109-29	41 -22
0513006-26	35 -28	0513065-6	98 -14	0513109-29	42 -13
0513006-42	34 -15	0513066-1	105 - 9	0513109-31	42 - 2
0513006-42	35 -15	0513066-1	106 - 9	0513109-4	41 - 2
0513006-43	34 -25	0513066-3	105 -13	0513109-41	42 - 4
0513006-43	35 -25	0513066-3	106 -13	0513109-47	39 - 1
0513006-44	34 -12	0513067-1	105 - 7	0513109-48	42 - 1
0513006-44	35 -12	0513067-2	105 - 7	0513109-49	39 - 2
0513006-45	34 -22	0513067-2	106 - 7	0513109-49	40 - 3
0513006-45	35 -22	0513068-1	105 - 2	0513109-50	39 -19
0513006-8	34 -16	0513068-1	106 - 2	0513109-50	40 -28
0513006-8	35 -16	0513068-2	105 - 3	0513109-50	41 -24
0513006-9	34 -34	0513068-2	106 - 3	0513109-50	39 -24
0513007-10	34 -38	0513069-1	105 - 4	0513109-50	40 -29
0513007-25	34 -30	0513069-3	105 - 4	0513109-54	42 - 1
0513007-3	34 -20	0513069-3	106 - 4	0513109-55	42 - 2
0513007-3	35 -20	0513070-200	105 - 1	0513109-56	39 -13
0513007-4	34 -30	0513070-9	106 - 1	0513109-56	40 -26
0513007-4	35 -31	0513071-11	106 -22	0513109-56	41 -23
0513007-5	34 -11	0513071-5	105 -20	0513109-64	39 - 4
0513007-5	35 -11	0513071-7	105 -20	0513109-64	40 - 4
0513007-6	34 -21	0513072-2	105 -27	0513109-64	41 - 5
0513007-6	35 -21	0513072-3	105 -27	0513109-68	39 - 3
0513007-9	34 -33	0513072-3	106 -26	0513109-68	40 -16
0513011-11	53 -	0513076-19	□ 105 -76	0513109-69	40 -32
0513038-7	31 -34	0513076-3	□ 105 -76	0513109-69	41 -26
0513038-7	32 -24	0513076-34	□ 106 -77	0513109-7	39 - 6
0513038-7	33 -24	0513076-7	□ 105 -76	0513109-7	40 -21
0513038-8	31 -34	0513077-1	□ 105 -18	0513109-7	41 -15
0513038-8	32 -24	0513077-10	□ 105 -38	0513109-7	42 - 6
0513038-8	33 -24	0513077-2	□ 105 -38	0513109-70	40 -33
0513039-7	99 -14	0513077-20	□ 105 -18	0513109-70	41 -27
0513039-7	100 -14	0513077-21	□ 105 -18	0513109-72	39 - 3
0513039-7	102 -52	0513077-22	□ 105 -31	0513109-72	40 -16
0513039-7	103 -63	0513077-26	□ 105 -53	0513109-72	41 -25
0513039-7	104 -73	0513077-27	□ 105 -53	0513109-72	42 - 3
0513039-7	105 -65	0513077-28	□ 106 -33	0513109-8	39 - 9
0513039-7	106 -66	0513077-4	□ 105 -31	0513109-8	40 -23
0513048-1	31 -33	0513077-7	□ 105 -53	0513109-8	41 -17
0513048-2	31 -33	0513077-8	□ 105 -36	0513109-8	42 - 9
0513051-8	99 -18	0513077-8	□ 106 -31	0513109-9	39 - 5
0513051-8	100 -18	0513077-9	□ 105 -53	0513109-9	40 -20
0513051-8	102 -34	0513078-1	105 -16	0513109-9	41 -18
0513053-1	31 - 9	0513078-1	106 -16	0513109-9	42 - 5
0513053-1	32 -22	0513109-10	39 -12	0513120-1	166 -28
0513053-1	33 -22	0513109-10	40 -22	0513120-1	167 -30
0513053-4	31 - 9	0513109-10	41 -19	0513120-1	168 -43
0513053-4	32 -22	0513109-10	42 -12	0513120-1	171 - 4
0513053-4	33 -22	0513109-11	39 - 6	0513120-2	171 -20
0513054-4	31 -10	0513109-11	40 -21	0513120-3	171 -21
0513054-4	32 -23	0513109-11	41 -15	0513120-4	171 -17
0513054-4	33 -23	0513109-11	42 - 6	0513120-6	171 -
0513055-1	31 -25	0513109-12	39 - 9	0513120-8	166 -18
0513055-2	31 -24	0513109-12	40 -23	0513120-8	171 -
0513056-3	99 -31	0513109-12	41 -16	0513122	171 - 5
0513056-3	100 -31	0513109-12	42 - 9	0513123	171 -10
0513056-3	102 -24	0513109-15	39 - 7	0513124-2	171 - 1
0513056-3	103 -29	0513109-15	40 -18	0513124-3	166 -22
0513056-3	104 -25	0513109-15	41 -20	0513124-3	167 -22
0513057-1	84 -32	0513109-15	42 - 7	0513124-3	168 -34
0513057-1	85 -32	0513109-200	39 - 1	0513125	171 - 6
0513057-2	84 -32	0513109-200	40 - 1	0513126-1	171 -12
0513057-2	85 -32	0513109-21	82 -29	0513129	39 -15
0513058-1	84 -35	0513109-21	83 -29	0513129	42 -15
0513058-1	85 -31	0513109-23	39 - 8	0513129	166 -64
0513058-2	84 -35	0513109-23	40 -19	0513129	167 -57
0513058-2	85 -31	0513109-23	41 -21	0513129	168 -83
0513061-3	104 -16A	0513109-23	42 - 8	0513131-1	31 - 5
0513061-4	104 -16B	0513109-24	39 - 7	0513131-2	31 - 5

PART NUMBER	FIGURE AND INDEX NO.
0513131-5	31 - 5
0513132-1	31 - 8
0513132-1	32 -28
0513132-1	33 -28
0513132-10	31 - 8
0513132-11	31 - 7
0513132-2	31 - 8
0513132-2	32 -28
0513132-2	33 -28
0513132-3	31 - 7
0513132-3	32 -29
0513132-3	33 -29
0513132-4	31 - 6
0513132-4	32 -29
0513132-4	33 -29
0513132-9	31 - 8
0513133-2	101 - 5
0513133-20	99 - 1
0513133-20	100 - 1
0513133-23	99 - 5
0513133-23	100 - 5
0513133-4	99 - 2
0513133-4	100 - 2
0513133-5	99 - 3
0513133-5	100 - 3
0513133-70	101 - 9
0513133-71	101 - 9
0513133-72-418	101 - 6
0513133-74-418	101 - 6
0513133-78-418	101 - 6
0513133-82	99 -
0513133-83	100 -
0513133-86-418	99 -36
0513133-87-418	99 -36
0513133-89-418	100 -40
0513133-9	107 -11
0513133-90	107 - 6
0513133-92-418	100 -40
0513133-94-418	101 - 6
0513133-96-418	101 - 6
0513134-7	84 - 6
0513134-8	84 - 7
0513137-1	31 -45
0513137-1	32 -32
0513137-1	33 -32
0513137-2	31 -45
0513137-2	32 -32
0513137-2	33 -32
0513142-11	103 -64
0513144-13	99 -24
0513144-13	102 -30
0513144-14	99 -25
0513144-14	100 -25
0513144-14	102 -31
0513144-15	99 -24
0513144-15	100 -24
0513144-15	102 -30
0513144-17	102 -33
0513144-18	102 -30
0513144-18	103 -40
0513144-2	99 -27
0513144-2	100 -27
0513144-2	102 -33
0513144-3	126 -13
0513144-7	99 -27
0513144-7	102 -33
0513144-8	99 -26
0513144-8	100 -26
0513144-8	102 -32
0513152-1	31 -27
0513153-6	2 - 2
0513153-6	161 -28
0513156-2	192 - 4
0513156-3	192 - 6

PART NUMBER	FIGURE AND INDEX NO.
0513157-1	31 -55
0513165-1	108 -22
0513166-1	147 -25
0513166-3	148 -46
0513166-7	148 -46
0513172-1	82 -17
0513172-2	82 -15
0513173-1	99 -12
0513173-1	100 -12
0513173-1	102 -58
0513173-1	103 -56
0513182-10	147 -21
0513182-2	147 -21
0513182-8	147 -21
0513182-9	147 -21
0513185-1	31 -26
0513187-3	99 -34
0513187-3	122 -15
0513187-5	102 -50
0513187-5	103 -64
0513188-1	122 -14
0513188-3	122 -14
0513192-1	82 -33
0513193-1	189 -21
0513193-3	189 -21
0513196-1	190 - 5
0513200-1	154 - 1
0513208-1	193 -15
0513208-1	194 -14
0513208-1	195 -19
0513208-1	199 - 5
0513219-10	187 -18
0513219-13	2 - 6
0513219-13	187 -18
0513220-10	101 - 8
0513220-2	101 - 8
0513220-3	101 - 8
0513220-4	101 - 8
0513220-6	101 - 8
0513220-8	101 - 8
0513220-9	101 - 8
0513225-4	107 - 1
0513229-3	190 -16
0513229-3	191 -16
0513230-10	48 - 1
0513230-12	48 - 1
0513230-14	48 - 1
0513230-18	48 - 6A
0513230-3	48 - 5
0513230-4	48 - 6
0513230-5	48 - 8
0513230-6	48 - 8
0513235-1	31 -10
0513235-1	32 -23
0513235-1	33 -23
0513239-1	148 -46A
0513239-13	148 -46A
0513239-15	148 -46B
0513239-5	148 -46A
0513239-9	148 -46A
0513240-14	148 -43
0513240-17	148 -43
0513240-5	148 -43
0513240-8	148 -43
0513241-9	104 -26
0513242-10	104 -13
0513242-18	104 -14
0513242-26	104 -14A
0513242-27	104 -14A
0513250-1	103 -40
0513250-1	104 -53
0513251-1	148 - 6
0513253-1	53 - 1
0513260-4	148 -46A

PART NUMBER	FIGURE AND INDEX NO.
0513260-5	148 - 4
0513261-13	148 -43
0513261-14	148 -43
0513261-2	148 -43
0513261-3	148 -43
0513263-1	139 - 5
0513263-4	139 - 5
0513264-1	33 -34
0513267-1	141 -24
0513309-1	140 -35
0513309-1	141 -30
0513310-12	31 -13
0513310-13	31 -15
0513310-14	31 -53
0513310-2	31 -12
0513310-3	31 -14
0513310-9	31 -11
0513311-1	99 -28
0513311-1	100 -28
0513311-1	102 -23
0513311-1	103 -28
0513311-1	104 -25
0513311-1	105 -94
0513311-2	99 -29
0513311-2	100 -29
0513311-2	102 -24
0513311-2	103 -29
0513311-2	104 -24
0513311-2	105 -95
0513312-1	28 - 8
0513312-1	29 - 8
0513312-1	30 -16
0513312-1	48 - 3
0513314-1	36 - 2
0513314-2	36 - 1
0513315-1	36 - 4
0513316-10	102 - 8
0513316-10	103 - 8
0513316-10	104 - 6
0513316-11	102 - 9
0513316-11	103 - 9
0513316-11	104 - 7
0513316-12	102 -10
0513316-12	103 -10
0513316-12	104 - 8
0513316-12	105 - 8
0513316-12	106 - 8
0513316-16	103 -14
0513316-19	103 - 2
0513316-19	104 - 9
0513316-200	102 - 1
0513316-201	102 - 1
0513316-202	103 - 1
0513316-203	104 - 1
0513316-204	104 - 1
0513316-21	107 -33
0513316-22	107 -34
0513316-25	102 -12
0513316-3	102 -12
0513316-4	102 - 2
0513316-5	102 - 3
0513316-5	103 - 3
0513316-5	104 - 2
0513316-6	102 - 4
0513316-6	103 - 4
0513316-6	104 - 3
0513316-6	105 -15
0513316-6	106 -15
0513316-7	102 - 5
0513316-7	103 - 5
0513316-7	104 - 4
0513316-8	102 - 6
0513316-8	103 - 6
0513316-8	104 - 5

PART NUMBER	FIGURE AND INDEX NO.
0513316-9	99 - 4
0513316-9	100 - 4
0513316-9	102 - 7
0513316-9	103 - 7
0513317-1	36 -10
0513319-1-418	102 -11
0513319-12	□ 102 -11
0513319-13	□ 102 -11
0513319-17	□ 102 -17
0513319-18	□ 102 -11
0513319-18-418	102 -11
0513319-2-418	102 -11
0513319-21	102 -17
0513319-4	□ 102 -20
0513319-4-418	102 -20
0513319-5	□ 102 -19
0513319-5	□ 103 -13
0513319-5	□ 104 -17
0513319-5	□ 105 -25
0513319-8-418	102 -11
0513319-9-418	102 -11
0513320-8	107 -13
0513320-8	107 -24
0513321-1	□ 107 -17
0513321-6	107 -18
0513321-7	107 -19
0513322-1	31 -51
0513322-1	32 -20
0513322-1	33 -20
0513323-1	31 -26
0513323-1	32 -31
0513323-1	33 -31
0513323-2	31 -28
0513324-1	31 -30
0513324-2	31 -31
0513325-1	31 -25
0513325-1	32 -30
0513325-1	33 -30
0513325-2	31 -24
0513325-2	32 -30
0513325-2	33 -30
0513325-3	33 -30
0513325-4	33 -30
0513326-1	31 -53
0513326-1	32 -35
0513326-2	33 -35
0513327-1	39 -17
0513327-1	40 -12
0513327-1	41 -38
0513327-1	42 -17
0513327-2	39 -18
0513327-2	40 -13
0513327-2	41 -39
0513327-2	42 -18
0513328-2	53 - 2
0513330-11	31 -14
0513330-12	31 -13
0513330-13	31 -12
0513330-9	31 -11
0513331-2	142 -35
0513331-2	143 -26
0513332-200	148 -43
0513332-201	148 -43
0513340-19	148 -43
0513342-1	108 -22
0513345-1	31 -54
0513348-1	82 -17A
0513348-1	83 -12
0513351-1	102 -18
0513351-1	102 -21
0513351-1	103 -20
0513351-1	103 -22
0513351-1	104 -15
0513351-1	104 -19

PART NUMBER	FIGURE AND INDEX NO.
0513351-1	105 -19
0513351-1	105 -32
0513351-2	104 -19
0513352-1	41 - 4
0513352-3	39 - 1A
0513352-3	40 - 2
0513357-1	102 -46
0513358-1	37 - 4A
0513359-1	37 - 5
0513359-2	37 - 6
0513360-1	37 - 7
0513360-2	37 - 8
0513361-1	37 - 9
0513362-10	31 -12
0513362-10	32 -14
0513362-12	33 -12
0513362-13	33 - 7
0513362-14	33 - 8
0513362-15	33 -14
0513362-17	33 -50
0513362-18	33 -48
0513362-18	33 -48
0513362-19	33 -49
0513362-25	33 - 7
0513362-3	31 -17
0513362-3	32 - 9
0513362-3	33 - 9
0513362-30	33 -50
0513362-31	33 -48
0513362-32	33 -56
0513362-33	33 -57
0513362-38	33 -12A
0513362-4	31 -18
0513362-4	32 -10
0513362-4	33 -10
0513362-5	31 -16
0513362-5	32 -12
0513362-6	31 -19
0513362-6	32 -11
0513362-6	33 -11
0513362-7	31 -14
0513362-7	32 - 7
0513362-8	31 -13
0513362-8	32 - 8
0513362-9	32 -13
0513362-9	33 -13
0513363-1	37 - 1
0513363-2	37 - 2
0513364-1	37 - 3
0513364-2	37 - 3
0513365-1	38 - 4
0513366-1	38 - 6
0513366-4	38 -12
0513367-1	38 - 5
0513368-10	38 -10
0513368-2	38 - 1
0513368-200	38 -
0513368-201	38 -
0513368-4	38 - 3
0513368-7	38 -10
0513368-7	104 -10
0513368-8	38 -11
0513368-8	104 -11
0513369-1	32 -25
0513369-1	33 -25
0513369-2	32 -25
0513369-2	33 -25
0513370-1	35 -59
0513370-1	155 - 1
0513372-1	37 -14
0513372-2	37 -14
0513373-1	35 -
0513373-2	35 -34
0513373-3	35 -39

PART NUMBER	FIGURE AND INDEX NO.
0513373-4	35 -31
0513373-6	35 -39
0513373-7	35 -
0513373-8	35 -31
0513373-9	35 -
0513374-1	35 -35
0513374-2	35 -40
0513374-4	35 -40
0513375-1	32 - 5
0513375-1	33 - 5
0513375-2	32 - 5
0513375-2	33 - 5
0513376-1	37 -10
0513378-1	32 -40
0513378-1	33 -41
0513379-1	32 -33
0513379-1	33 -33
0513380-2	85 -43
0513382-11	166 -20
0513382-12	166 -24
0513382-13	166 -23
0513382-13	167 -23
0513382-13	168 -35
0513382-14	167 -25A
0513382-14	168 -38
0513382-15	166 -25
0513382-15	167 -25
0513382-15	168 -37
0513382-16	166 -20
0513382-16	167 -20
0513382-16	168 -32
0513385-2	108 -22
0513385-7	108 -22
0513386-1	32 -45
0513386-1	33 -46
0513386-1	141 -23
0513386-7	141 -23
0513387-1	39 - 4B
0513387-1	40 - 6
0513387-1	41 - 7
0513390-1	□ 103 -12
0513390-10	□ 103 -26
0513390-11	103 -19
0513390-12	□ 107 -31
0513390-22	103 -75
0513390-22	□ 104 -23
0513390-25	□ 104 -16
0513390-27	□ 104 -16
0513390-29	□ 107 -31
0513390-31	□ 104 -16
0513390-6	□ 103 -12
0513390-9	□ 103 -21
0513390-9	□ 104 -18
0513392	103 -52
0513392-1	104 -49
0513392-3	104 -57
0513392-4	105 -62
0513392-5	105 -62
0513392-5	106 -62
0513392-5	106 -64
0513393-1	103 -26
0513393-1	104 -13
0513395-1	110 - 1
0513395-2	110 - 1
0513399-1	30 -11A
0513399-1	168 -11
0513405-2	105 -70
0513405-2	106 -73
0513411-1	33 -31A
0513414-1	148 -420
0513417-1	161 -36
0513419-1	82 -16A
0513419-1	83 -10
0513420-1	139 -28B

PART NUMBER	FIGURE AND INDEX NO.
0513420-2	139 -28C
0513422-1	107 -31
0513423-2	105 -26
0513424-1	105 -91
0513424-2	107 -32
0513424-3	105 -71
0513425-1	83 - 6
0513426-1	30 -10
0513427-1	105 -29
0513427-1	106 -28
0513429-1	110 - 7
0513429-2	110 - 7
0513434-3	105 -98A
0513434-4	105 -98B
0513434-4	106 -92B
0513434-5	105 -98A
0513434-5	106 -92
0513437-2	108 -59
0513438-1	107 -31
0513438-8	107 -32
0513445-1	105 -31
0513445-10	105 -53
0513445-13	106 -20
0513445-22	106 -30
0513445-23	106 -34
0513445-24	106 -34
0513445-5	105 -18
0513445-9	105 -53
0513446-1	105 -26
0513446-2	106 -25
0513446-4	106 -25
0513448-1	185 -31
0513454-3	106 -92A
0513456-1	140 -35
0513456-1	141 -30
0514002-2	# 84 - 2
0514007-11	96 -28
0514008-5	# 84 -22
0514009-1	# 84 - 1
0514009-10	# 84 -12
0514009-16	# 76 - 3
0514009-2	# 84 - 2
0514009-5	# 73 - 3
0514009-6	# 75 - 4
0514009-9	# 84 -11
0514010-1	# 96 -
0514010-10	96 -14
0514010-11	96 -14
0514010-12	96 - 9
0514010-12	96 - 9
0514010-13	96 - 9
0514010-14	96 - 9
0514010-15	# 96 -
0514010-19	# 96 -
0514010-2	# 96 -
0514010-20	# 96 - 8
0514010-200	# 96 -12
0514010-201	# 96 -12
0514010-202	# 96 - 3
0514010-203	# 96 - 3
0514010-204	# 96 - 3
0514010-205	# 96 -12
0514010-206	# 96 - 3
0514010-207	# 96 -12
0514010-21	# 96 -13
0514010-22	96 - 9
0514010-23	96 -14
0514010-3	# 96 -13
0514010-4	# 96 -13
0514010-5	# 96 - 8
0514010-6	# 96 - 8
0514010-9	96 -14
0514011-1	96 -10
0514012-1	82 -21A

PART NUMBER	FIGURE AND INDEX NO.
0514012-2	82 -21
0514017-1	93 -19
0514017-2	93 -19
0514017-3	93 -18
0514017-3	94 -16
0514018-1	93 - 8
0514018-15	93 - 8
0514018-3	93 -10
0514023-1	93 -24
0514024-1	93 -39
0514024-2	93 -39
0514026-11	93 -21
0514026-11	93 -42
0514026-2	94 -38
0514026-4	93 -48
0514026-4	94 -48
0514027-1	94 -59
0514027-5	93 -65
0514027-6	93 -34
0514027-9	93 -34
0514028-10	93 -25
0514028-15	93 -25
0514028-5	93 -46
0514028-5	93 -53
0514028-5	94 -42
0514028-6	93 -45
0514028-6	94 -41
0514029-2	93 - 3
0514029-2	94 - 3
0514030-4	93 -22
0514030-4	94 -19
0514032-1	93 -55
0514032-1	94 -49
0514033-1	93 -29
0514033-1	94 -28
0514033-2	93 -60
0514033-2	94 -55
0514034-1	93 -43
0514034-1	94 -39
0514035-1	93 -40
0514035-17	94 -36
0514035-18	94 -37
0514035-2	93 -41
0514036-1	93 -27
0514036-1	94 -26
0514037-1	93 -67
0514039-1	# 84 - 1
0514039-10	# 84 -12
0514039-16	# 76 - 3
0514039-2	# 84 - 2
0514039-5	# 73 - 3
0514039-6	# 75 - 4
0514039-9	# 84 -11
0514042-1	98 - 4
0514043-1	88 -50
0514043-1	89 -49
0514044-1	95 - 5
0514044-1	96 -14A
0514047-1	93 -73
0514047-9	93 -73
0514048-1	88 -64
0514048-1	89 -59
0514048-1	93 -90
0514048-1	94 -88
0514048-1	95 -40
0514048-1	96 -31
0514048-9	88 -65
0514048-9	89 -60
0514048-9	93 -90
0514048-9	94 -89
0514048-9	95 -41
0514048-9	96 -32
0514049-1	189 -24
0514051-1	94 -35

PART NUMBER	FIGURE AND INDEX NO.
0514051-2	94 -35
0514052-1	89 -35
0514055-1	88 -13
0514055-11	88 -13
0514055-3	88 -15
0514056-1	96 -10
0514057-1	95 -35
0514057-2	95 -36
0514058-1	88 -18
0514058-1	89 -18
0514059-1	# 84 - 1
0514059-10	# 84 -12
0514059-17	# 76 - 3
0514059-2	# 84 - 2
0514059-5	# 73 - 3
0514059-6	# 75 - 4
0514059-9	# 84 -11
0514060-5	93 -24
0514060-5	94 -25
0514062-1	83 - 1
0514062-10	83 - 1
0514062-2	83 - 1
0514062-9	83 - 1
0514064-1	83 -27
0514065-1	84 - 8
0514065-1	85 - 6
0514065-2	84 - 9
0514065-2	85 - 7
0514066-1	89 -37
0514067-1	83 - 2
0514068-2	83 - 8
0514069-1	83 -21
0514071-1	83 -16
0514071-2	83 -16
0514072-1	83 -26
0514072-2	83 -26
0514073-1	# 84 - 1
0514073-10	# 84 -12
0514073-17	# 76 - 3
0514073-2	# 84 - 2
0514073-5	# 73 - 3
0514073-6	# 75 - 4
0514073-9	# 84 -11
0514075-1	# 88 -
0514075-13	# 89 -16
0514075-14	# 89 -10
0514075-15	# 89 -
0514075-2	88 -17
0514075-2	89 -17
0514075-3	# 88 -16
0514075-7	# 88 -10
0514076-1	88 -13
0514076-1	89 -13
0514076-2	93 - 8
0514077-1	# 93 -
0514077-10	# 94 -
0514077-11	# 94 - 7
0514077-2	# 93 -
0514077-5	# 93 -17
0514077-6	# 93 - 7
0514077-8	# 94 -15
0514077-9	# 94 -
0514078-5	# 73 -47
0514078-5	# 75 -26
0514078-5	# 76 -44A
0514079-1	# 84 -13
0514079-2	# 84 -13
0514080-1	148 -52
0514081-1	# 96 -
0514081-12	# 96 -
0514081-13	# 96 -13
0514081-14	# 96 - 8
0514081-6	# 96 -13
0514081-9	# 96 - 8

PART NUMBER		FIGURE AND INDEX NO.
0514082-12	#	95 -33
0514082-13	#	95 -32
0514082-16	#	95 - 3
0514082-17	#	95 - 3
0514082-19	#	95 -
0514082-2	#	95 -23
0514082-23	#	95 -23
0514082-24	#	95 -23
0514082-27	#	95 - 3
0514082-28	#	95 -33
0514082-29	#	95 -32
0514082-3	#	95 -23
0514082-30	#	95 - 3
0514082-4	#	95 -
0514083-1	□	94 - 8
0514088-1		148 -52
0514089-1		94 -34
0514090-4		94 -73
0514093-1	#	89 -
0514093-2		89 -11
0514093-200	#	89 -15
0514093-201	#	89 - 1
0514093-3	#	89 -10
0514093-4	#	89 -16
0514094-1	#	94 -
0514094-2	#	94 -
0514094-6	#	94 -15
0514094-7	#	94 - 7
0514095-1	#	96 -
0514095-2	#	96 - 8
0514095-3	#	96 - 9
0514095-4	#	96 -13
0514096-10	#	95 -34
0514096-11	#	95 -
0514096-2	#	95 -23
0514096-3	#	95 -23
0514096-4	#	95 - 3
0514096-5	#	95 - 3
0514096-6	#	95 -33
0514096-7	#	95 -32
0514096-9	#	95 -34
0514097-1		148 -52
0514101-1		94 -25A
0514101-2		94 -25A
0515001-1	#	93 -
0515001-10	#	93 -17
0515001-20	#	93 -
0515001-200	#	93 - 1
0515001-201	#	93 -11
0515001-210	#	93 -11
0515001-211	#	93 - 1
0515001-212	#	93 -11
0515001-213	#	93 -11
0515001-23	#	93 -
0515001-24	#	93 -
0515001-35	#	93 -17
0515001-39	#	93 - 7
0515001-7	#	93 - 7
0515002-1	#	98 -
0515002-10		98 -13
0515002-4	#	98 -10
0515002-6	#	98 -12
0515002-9	#	98 -11
0515003-2		105 -17
0515003-2		106 -19
0515004-1	#	84 - 1
0515004-18	#	76 - 3
0515004-3	#	73 - 3
0515004-4	#	75 - 4
0515004-5	#	84 -11
0515004-6	#	84 -12
0515005-1	#	85 - 1
0515005-16	#	76 - 3
0515005-2	#	85 - 2

PART NUMBER		FIGURE AND INDEX NO.
0515005-3	#	73 - 3
0515005-4	#	75 - 4
0515005-5	#	85 - 9
0515005-6	#	85 -10
0515008-1		83 -22
0515009-1	□	85 -25
0515010-10	□	83 -37
0515012-1	□	85 -19
0515012-2	□	85 -22
0515014-1	□	83 -18
0515015-1	□	85 -23
0515016-2	#	84 -23B
0515016-2	#	84 -23B
0515016-2	#	85 -37
0515016-3	#	84 -23A
0515016-3	#	84 -23A
0515016-3	#	85 -38
0515016-4	#	84 -22
0515016-4	#	85 -39
0515016-5	#	85 -40
0515018-1	□	85 -15
0515019-3	□	85 -24
0515020-1		85 - 5
0516008-1		166 -24A
0516008-1		167 -24
0516008-1		168 -36
0517002-1		73 -45
0517002-1		76 -42
0517006-2		73 - 5B
0517006-2		75 - 6C
0517006-2		76 - 5B
0520005-10		4 -53
0520005-11		4 -53
0520005-12		4 -50
0520005-13		4 -50
0520005-3		4 -55
0520005-3		4 -62
0520005-6		4 -54
0520005-7		4 -56
0520008		4 -57
0520008-1		4 -57
0520009-1		14 -21
0520009-10		14 -18
0520009-11		14 -19
0520009-12		14 -19
0520009-2		14 -21
0520009-3		14 -22
0520009-4		14 -22
0520009-5		14 -23
0520009-6		14 -23
0520009-7		14 -17
0520009-8		14 -17
0520009-9		14 -18
0520015-1		4 -60
0520015-2		4 -60
0520016-1		4 -64
0520016-2		4 -64
0521101-2		199 - 1
0521101-6		199 - 2
0521102-1		14 -25
0521103-1		161 - 1A
0521103-3		161 - 1A
0521103-4		161 - 1A
0522101-1		4 -20A
0522150-1		21 -15
0522150-2		21 -15
0522150-3		21 -18
0522150-4		21 -18
0522617-1		4 -14
0522617-13		5 - 1
0522617-14		5 - 1
0522617-15		5 - 1
0522617-16		5 - 1
0522617-2		4 -14

PART NUMBER		FIGURE AND INDEX NO.
0522629-1		19 - 5
0522629-1		20 - 5
0522629-1		159 -20
0522630-1		6 -35A
0522630-1		8 -31A
0522630-2		6 -35A
0522630-2		8 -31B
0522630-3		7 -25
0522630-3		9 -26
0522630-4		7 -26
0522630-4		9 -27
0523003-10		10 -16
0523003-11		10 -16A
0523003-40		14 -20
0523003-48		6 - 9
0523003-48		8 - 9
0523003-52		14 - 4
0523003-56		10 -26
0523003-57		10 -26
0523003-62		14 - 4
0523003-62		15 - 7
0523003-63		10 -16A
0523003-74		14 - 5
0523003-79		14 - 4
0523003-80		14 -13
0523003-81		14 -16
0523003-83		14 - 6
0523005-100		6 -
0523005-200		6 -
0523005-201		6 -
0523005-202		8 -
0523005-203		8 -
0523005-204		10 -
0523005-205		6 -
0523005-206		8 -
0523005-209		8 -
0523005-21		10 - 1
0523005-214		6 -
0523005-215		6 -
0523005-216		6 -
0523005-217		8 -
0523005-218		8 -
0523005-219		8 -
0523005-22		10 - 1
0523005-220		8 -
0523005-222		6 -
0523005-224		8 -
0523005-229		10 -15
0523005-50		12 -26
0523005-51		12 -26
0523005-52		10 -25
0523005-53		10 -25
0523005-54		10 -
0523005-55		10 -
0523005-56		10 -15
0523005-57		10 -15
0523005-59		14 - 2
0523005-60		14 -14
0523005-61		14 - 1
0523005-68		10 - 1
0523005-83		6 -
0523005-85		8 -
0523005-87		14 - 1
0523005-88		14 - 2
0523005-91		6 -
0523005-92		8 -
0523005-96		8 -
0523007-10		14 - 3
0523007-42		14 -12
0523007-45		14 -15
0523007-9		14 - 3
0523008-10		6 -43
0523008-10		8 -39
0523008-10		8 -39



PART NUMBER	FIGURE AND INDEX NO.
0523008-3	6 -42
0523008-3	8 -38
0523008-4	6 -42
0523008-4	8 -38
0523008-7	6 -40
0523008-7	8 -36
0523008-9	6 -43
0523010-1	7 - 4
0523010-1	9 - 4
0523010-2	7 - 4
0523010-2	9 - 4
0523011-1	7 -
0523011-10	15 - 6
0523011-11	15 - 6
0523011-12	15 -16
0523011-13	9 -
0523011-14	9 -
0523011-17	15 - 2
0523011-18	15 - 2
0523011-19	15 -14
0523011-2	7 -
0523011-20	15 -14
0523011-3	15 -13
0523011-4	15 -13
0523011-5	15 - 1
0523011-6	15 - 1
0523011-7	15 -15
0523011-8	15 - 5
0523011-9	15 - 5
0523014-1	13 - 2
0523014-2	13 - 2
0523014-3	13 - 2
0523014-4	13 - 2
0523015-1	13 - 1
0523015-2	13 - 1
0523016-1	13 -10
0523017-1	13 -13
0523017-2	13 -13
0523018-1	13 -
0523018-2	13 -
0523018-3	13 -
0523018-4	13 -
0523019-1	13 -12
0523020-1	13 -11
0523020-2	13 -11
0523020-3	13 -11
0523020-4	13 -11
0523021-1	13 -14
0523021-2	13 -14
0523021-3	13 -14
0523021-4	13 -14
0523022-1	13 -16
0523022-2	13 -16
0523023-1	7 - 7
0523023-1	9 - 7
0523025-1	7 -12
0523026-1	11 - 2
0523026-2	11 - 2
0523027-1	11 - 6
0523027-2	11 - 7
0523027-3	11 - 5
0523028-1	11 -
0523028-2	11 -
0523028-3	11 -
0523028-4	11 -
0523028-5	11 - 1
0523028-6	11 - 1
0523028-7	11 - 1
0523028-8	11 - 1
0523029-1	11 -15
0523029-2	11 -15
0523029-3	11 -16
0523029-4	11 -16
0523030-1	11 -25

PART NUMBER	FIGURE AND INDEX NO.
0523030-2	11 -25
0523031-1	11 -17
0523031-2	11 -17
0523032-1	11 -18
0523032-2	11 -18
0523033-1	11 -19
0523033-2	11 -19
0523034-1	11 -20
0523034-2	11 -20
0523035-1	11 -21
0523035-2	11 -21
0523036-1	11 -22
0523036-2	11 -22
0523037-1	13 -36
0523037-2	13 -35
0523037-3	13 -33
0523037-4	13 -31
0523038-1	15 -22
0523038-10	15 -18
0523038-11	15 -19
0523038-12	15 -19
0523038-13	15 -22
0523038-14	15 -22
0523038-15	15 -24
0523038-16	15 -24
0523038-17	15 -25
0523038-18	15 -25
0523038-19	15 -17
0523038-2	15 -22
0523038-20	15 -17
0523038-21	15 -18
0523038-22	15 -18
0523038-23	15 -19
0523038-24	15 -19
0523038-3	15 -24
0523038-4	15 -24
0523038-5	15 -25
0523038-6	15 -25
0523038-7	15 -17
0523038-8	15 -17
0523038-9	15 -18
0523039-1	15 - 3
0523039-2	9 -13
0523039-2	15 - 4
0523040-1	13 -30
0523040-2	13 -30
0523041-1	13 -19
0523041-2	13 -19
0523041-3	13 -21
0523041-4	13 -21
0523042-1	13 -26
0523043-1	13 -32
0523043-2	13 -32
0523044-1	13 -34
0523044-2	13 -34
0523045-1	15 -21
0523045-2	15 -21
0523045-5	15 -20
0523045-6	15 -20
0523046-1	13 -23
0523046-2	13 -23
0523047-1	21 -18
0523047-2	21 -18
0523048-1	11 -15A
0523106	10 -23
0523107	10 - 6
0523107-2	10 - 2
0523107-3	10 - 2
0523108	10 - 7
0523110-1	10 -17
0523110-2	10 -17
0523111-1	10 - 8
0523111-2	10 - 8
0523115	196 - 1

PART NUMBER	FIGURE AND INDEX NO.
0523115-2	4 -21
0523115-3	196 - 2
0523115-5	196 - 3
0523118-1	196 - 4
0523215	12 -32
0523215-1	12 -32
0523216	12 -31
0523218	19 -12
0523218	149 -65
0523218	150 -52
0523218-2	19 -16
0523219-2	6 -36
0523219-2	7 -37
0523219-2	8 -32
0523219-2	9 -39
0523219-3	6 -36
0523219-3	7 -37
0523219-3	8 -32
0523219-3	9 -39
0523219-4	6 -36
0523219-4	7 -37
0523219-4	8 -32
0523219-4	9 -39
0523219-5	6 -36
0523219-5	7 -37
0523219-5	8 -32
0523219-5	9 -39
0523221	19 - 2
0523222	19 -10
0523223	19 - 1
0523223	149 -64
0523223	150 -50
0523223-1	19 - 1
0523223-1	149 -64
0523223-1	150 -50
0523230	6 -28
0523230	7 -31
0523230	8 -24
0523230	9 -33
0523230-1	6 -28
0523230-1	7 -31
0523230-1	8 -24
0523230-1	9 -33
0523230-4	6 -28
0523230-4	7 -31
0523230-4	8 -24
0523230-4	9 -33
0523230-5	6 -28
0523230-5	7 -31
0523230-5	8 -24
0523230-5	9 -33
0523231	6 -24
0523231	8 -20
0523231-13	7 -14
0523231-13	9 -15
0523231-5	6 -24
0523231-5	8 -20
0523232-2	6 -23
0523232-2	8 -19
0523232-6	7 -13
0523232-6	9 -14
0523233	6 -26
0523233	8 -22
0523233-11	7 -15
0523233-11	9 -16
0523233-2	6 -25
0523233-2	8 -21
0523233-22	7 -21
0523233-22	9 -22
0523233-3	6 -27
0523233-3	7 -22
0523233-3	8 -23
0523233-3	9 -23
0523301-1	12 -

PART NUMBER	FIGURE AND INDEX NO.
0523301-2	12 -
0523301-3	12 -
0523301-4	12 -
0523306	12 - 6
0523306	13 - 6
0523307-1	21 - 4
0523308	12 -10
0523309	12 -13
0523309-1	12 -13
0523311	12 -12
0523314	12 -11
0523314-1	12 -11
0523315	12 -14
0523315-1	12 -14
0523316	12 -18
0523316-1	12 -18
0523317	12 - 1
0523317-1	12 - 1
0523318	12 -17
0523318-1	12 -17
0523319-3	12 -15
0523319-4	12 -15
0523321-1	12 -16
0523321-2	12 -16
0523322-1	12 - 2
0523322-2	12 - 2
0523400-110	12 -18
0523400-14	12 -18
0523400-15	12 -18
0523400-20	12 -22
0523400-21	12 -22
0523400-50	12 -19
0523400-51	12 -19
0523406	12 -26
0523406-1	12 -26
0523406-4	13 -20
0523406-5	13 -20
0523407	6 -33
0523407	7 -27
0523407	8 -28
0523407	9 -28
0523407-1	6 -32
0523407-1	7 -28
0523407-1	8 -29
0523407-1	9 -29
0523408	6 -31
0523408	8 -27
0523409	12 -25
0523409	13 -27
0523505-1	8 -41
0523505-2	8 -41
0523505-5	9 -18
0523505-6	9 -18
0523507	6 - 7
0523507	8 - 7
0523507-1	6 - 7
0523507-1	8 - 7
0523508-12	8 -42
0523508-16	7 -16
0523508-25	8 -42
0523508-26	8 -42
0523508-28	9 -19
0523508-29	9 -19
0523508-35	6 -10
0523508-37	7 -16
0523508-5	6 -10
0523509-1	6 -12
0523509-1	6 -12
0523509-16	6 -12
0523509-18	7 -18
0523509-18	9 -31
0523510	8 -11
0523510-1	8 -11
0523510-19	7 -30

PART NUMBER	FIGURE AND INDEX NO.
0523510-19	9 -32
0523510-20	7 -30
0523510-20	9 -32
0523510-6	6 -15
0523510-6	8 -11
0523510-7	6 -15
0523510-7	8 -11
0523511-14	7 -32
0523511-14	9 -34
0523511-15	7 -33
0523511-15	9 -35
0523511-3	6 -16
0523511-3	8 -12
0523511-4	6 -29
0523511-4	8 -25
0523512-19	7 -34
0523512-19	9 -36
0523512-22	7 -35
0523512-22	9 -37
0523512-3	6 -17
0523512-3	8 -13
0523512-4	6 -30
0523512-4	8 -26
0523512-5	10 -20
0523513-13	7 -36
0523513-13	9 -38
0523513-14	7 -36
0523513-14	9 -38
0523513-3	6 -18
0523513-3	8 -14
0523513-4	10 -21
0523513-6	6 -18
0523513-6	8 -14
0523514-3	6 -19
0523514-3	8 -15
0523514-4	10 -22
0523514-7	7 -38
0523514-7	9 -40
0523515-3	6 -20
0523515-3	8 -16
0523515-4	10 -27
0523515-7	7 -39
0523515-7	9 -41
0523517-3	6 -14
0523517-3	7 -20
0523517-4	6 -13
0523517-4	7 -19
0523519	6 - 8
0523519	6 - 8
0523519-1	8 - 8
0523519-1	8 - 8
0523519-10	8 - 8A
0523519-14	7 -11
0523519-15	7 -10
0523519-16	7 -10
0523519-19	9 -11
0523519-2	8 - 8
0523519-20	9 -12
0523519-21	9 -10
0523519-22	9 -10
0523519-7	6 - 8A
0523519-8	6 - 8A
0523519-9	8 - 8A
0523520-9	16 - 5
0523520-9	17 - 9
0523521-18	4 -15
0523521-19	4 -15
0523521-24	5 - 2
0523521-25	5 - 2
0523521-26	5 - 2
0523521-27	5 - 2
0523521-6	4 -18
0523521-6	5 -10
0523522	6 -38

PART NUMBER	FIGURE AND INDEX NO.
0523522	7 - 8
0523522	16 - 1
0523522-1	6 -39
0523522-1	7 - 9
0523522-1	8 -35
0523522-1	9 - 9
0523522-1	16 - 3
0523522-1	17 - 7
0523522-10	8 -34
0523522-10	9 - 8
0523522-10	17 - 6
0523522-5	6 -38
0523522-5	7 - 8
0523522-5	16 - 2
0523522-7	6 -38
0523522-7	7 - 9
0523522-7	8 -35
0523522-7	9 - 9
0523522-7	16 - 4
0523522-7	17 - 8
0523522-8	8 -34
0523522-8	9 - 8
0523522-8	17 - 5
0523524	12 - 4
0523524	12 -20
0523524	13 - 4
0523524	13 -24
0523524	12 - 4
0523529-1	16 -19
0523529-1	16 -27
0523529-1	17 -12
0523531	16 - 9
0523531	17 -19
0523532	16 -22
0523532	16 -29
0523532	17 -11
0523535	20 - 1
0523535	158 -71
0523535-1	20 - 1
0523535-1	158 -71
0523536	20 - 4
0523536	159 -20
0523536	159 -36
0523537	20 - 6
0523537	158 -72
0523537	159 -22
0523537-2	20 -11
0523539-10	8 -31
0523539-2	6 -34
0523539-2	7 -23
0523539-3	6 -34
0523539-3	7 -23
0523539-3	9 -24
0523539-4	6 -35
0523539-4	7 -24
0523539-5	6 -35
0523539-5	7 -24
0523539-5	9 -25
0523539-7	8 -30
0523539-7	9 -24
0523539-7	8 -30
0523539-8	8 -31
0523539-9	9 -25
0523540	6 - 8A
0523540-1	8 - 8
0523540-2	4 -17
0523540-2	5 - 9
0523541-1	14 -21
0523541-10	14 -18
0523541-11	14 -19
0523541-12	14 -19
0523541-2	14 -21
0523541-3	14 -22
0523541-4	14 -22

PART NUMBER	FIGURE AND INDEX NO.
0523541-5	14 -23
0523541-6	14 -23
0523541-7	14 -17
0523541-8	14 -17
0523541-9	14 -18
0523542-1	10 -19
0523552-2	16 -11
0523552-2	17 -21
0523554-1	16 -12
0523554-1	17 -22
0523554-2	16 -13
0523554-2	17 -23
0523556-1	16 -14
0523556-1	17 -24
0523557-1	16 -17
0523557-1	17 -17
0523558-1	5 -11
0523559-11	17 -27
0523559-12	16 -32
0523559-6	17 -27
0523559-6	165 - 1
0523559-8	16 -32
0523559-8	165 - 1
0523559-8	166 - 1
0523559-8	167 - 1
0523559-8	168 - 1
0523560-1	9 -17
0523564-2	6 -12
0523565-200	6 -50
0523565-200	8 -46
0523565-201	6 -50
0523565-201	8 -46
0523565-21	6 -52
0523565-21	8 -48
0523565-22	6 -52
0523565-22	8 -48
0523565-29	6 -50A
0523565-29	8 -46A
0523565-30	6 -50A
0523565-30	8 -46A
0523566-1	4 -46
0523566-2	4 -46
0523566-5	4 -46
0523566-6	4 -46
0523606-14	21 - 1
0523606-15	21 - 1
0523606-17	21 - 1
0523606-18	21 - 1
0523606-4	21 -14
0523606-5	21 -13
0523608-2	21 -10
0523613-1	21 -12
0523614-1	21 - 8
0523619-1	5 -11
0523701-4	6 -47
0523701-4	8 -44
0523702-3	4 -38
0523702-4	4 -38
0523800	19 -19
0523800-1	19 -19
0523800-10	19 -33
0523800-11	19 -33
0523800-12	19 -34
0523800-13	19 -34
0523800-6	19 -31
0523800-7	19 -31
0523800-8	19 -32
0523800-9	19 -32
0523806	19 -22
0523806-1	19 -22
0523807	19 -39
0523808	19 -23
0523808-2	19 -23
0523809	19 -24

PART NUMBER	FIGURE AND INDEX NO.
0523809-1	19 -24
0523810	19 -25
0523811	19 -26
0523811-1	19 -26
0523812-2	19 -27
0523813-1	19 -35
0523813-2	12 -28
0523813-3	12 -27
0523813-4	12 -29
0523813-5	12 -30
0523813-6	19 -37
0523813-7	19 -38
0523813-8	19 -36
0523814-6	19 -30
0523901-13	20 -25
0523901-14	20 -24
0523901-2	20 -30
0523901-3	20 -30
0523901-35	20 -13
0523901-36	20 -31
0523901-37	20 -26A
0523901-38	20 -13
0523901-39	20 -31
0523901-6	20 -32
0523901-7	20 -32
0523911	20 -20
0523911-1	20 -20
0523912	20 -21
0523912-1	20 -22
0523914	20 -26
0523918	20 -27
0523919	20 -16
0523920	20 -15
0523921	20 -14
0523922	20 -17
0523923	20 -23
0526000-18	17 - 1
0526000-19	17 - 1
0526007-201	16 -24
0526007-203	16 -24
0526007-4	16 -24
0526007-44	16 -24
0528812-3	19 -27
0530010-5	24 -45
0530010-6	24 -46
0530011-2	52 -15
0531006-1	49 -99
0531006-10	22 -27
0531006-101	22 -21A
0531006-13	22 -10
0531006-15	22 -11
0531006-16	22 - 9
0531006-17	22 -12
0531006-18	22 -13
0531006-19	22 -14
0531006-20	22 -15
0531006-203	22 -
0531006-21	22 -21
0531006-22	22 -19
0531006-24	23 -31
0531006-25	23 -32
0531006-28	23 -29
0531006-29	23 -28
0531006-3	23 -
0531006-30	23 -26
0531006-32	23 -27
0531006-33-791	22 -16
0531006-34-791	23 -14
0531006-35-791	23 -34
0531006-39	22 -23
0531006-40	23 - 7
0531006-44	22 -24
0531006-45	23 - 9
0531006-46	23 -10

PART NUMBER	FIGURE AND INDEX NO.
0531006-49	22 -25
0531006-5	22 - 8
0531006-50	23 -11
0531006-51	23 -12
0531006-52	23 -36
0531006-54	22 -22
0531006-55	23 - 6
0531006-57	22 - 7
0531006-58	23 -37
0531006-6	23 - 5
0531006-62	23 -25
0531006-63	23 - 8
0531006-64	22 -
0531006-65	22 - 6
0531006-66	23 -
0531006-68	23 - 5
0531006-69	23 -13
0531006-7	23 -13
0531006-70	23 -35
0531006-71	23 -30
0531006-72	49 -99
0531006-76	49 -99
0531006-77	22 -
0531006-79	23 -36
0531006-8	23 -35
0531006-80-791	23 -34
0531006-81	23 -
0531006-82	22 - 7
0531006-84	22 - 6
0531006-85	23 -25A
0531006-87	22 -12
0531006-88	22 -
0531006-9	22 -26
0531006-95	22 - 7
0531006-96	22 - 6
0531007-3-791	200 - 1
0531008-1	23 -33
0531009-1	201 -10
0531012-1	49 -99A
0531012-2	50 - 6
0531013-1	22 -16A
0531013-1	22 -28
0531013-2	201 -10
0531014-1	22 -21B
0531015-5	50 - 5
0531018-1	23 -11
0531018-2	23 -12
0531018-3	23 -10
0531018-4	23 - 9
0531018-6	23 - 7
0531018-7	23 - 8
0531019-3	50 - 3
0531019-4	50 - 4
0531019-8	50 - 1
0531019-9	50 - 2
0531020-1	49 -99C
0531102-3	23 -24
0531102-5	23 -24
0531105-10	26 -31
0531105-11	26 -32
0532001-100-791	26 -26
0532001-101	26 -48
0532001-13	24 - 8
0532001-14	24 - 9
0532001-15	24 -10
0532001-16	24 -11
0532001-17	24 -12
0532001-20	24 -38
0532001-202	24 - 2
0532001-21	24 -14
0532001-22	24 -15
0532001-23	24 -16
0532001-28	26 -15
0532001-29	26 -16

PART NUMBER	FIGURE AND INDEX NO.
0532001-30	26 -36
0532001-31	26 -37
0532001-32	26 -38
0532001-33	26 -39
0532001-35	26 -40
0532001-4	26 -48
0532001-42	26 -49
0532001-43	26 -50
0532001-44	26 -51
0532001-45	26 -35
0532001-47	26 - 5
0532001-48	26 -52
0532001-50	24 -22
0532001-7	24 -33
0532001-73	26 -10
0532001-74	24 -17
0532001-75	24 -18
0532001-76	24 -19
0532001-77	24 -13
0532001-78	24 -21
0532001-8	24 -34
0532001-80	26 -47
0532001-81	24 -35
0532001-82	26 -18
0532001-83	26 -17
0532001-84	26 -46
0532001-85	26 -45
0532001-86	26 -27
0532001-87	26 -28
0532001-88	26 -19
0532001-89	26 -22
0532001-90	26 -20
0532001-91	26 -21
0532001-92	26 -43
0532001-93	24 -20
0532001-94-791	26 -25
0532001-95	26 -44
0532001-96	24 -32
0532001-97	24 -37
0532001-98	24 -36
0532001-99	24 - 7
0532006-1	24 -40
0532104	23 - 2
0532104	24 -27
0532104	24 -29
0532105-3	26 -29
0532105-4	26 -30
0532105-6	24 -26
0532105-9	24 -28
0532107-1	26 -23
0533001-3	23 -39
0533009-1-791	23 -14A
0533010-1	160 -10
0533011-1	23 -24A
0534122-1	26 - 1
0534122-1	154 -17
0534122-1	155 -16
0534126-1	26 -33
0534126-2	26 -34
0541115-2	108 -10
0541115-2	187 -13
0541115-3	108 - 7
0541115-3	187 -15
0541115-4	108 - 8A
0541115-4	108 - 8B
0541121-1	46 - 1
0541121-2	46 - 2
0541122-1	46 - 4
0541122-2	46 - 5
0541124	67 -26
0541124-1	67 -32
0541138-16	145 -11
0541138-16	146 -
0541138-20	145 -11

PART NUMBER	FIGURE AND INDEX NO.
0541138-20	146 -
0541138-22	145 -11
0541138-22	146 -
0541138-5	146 -17
0541139	146 - 9
0541140	146 - 1
0541143	146 -20
0541144	146 -19
0541146-1	146 - 6
0541147-2	146 -10
0541148	146 -16
0541148-1	146 -23
0541149	146 -17
0541151	146 - 8
0541153	67 - 8
0541154-1	67 -12
0541155-1	67 -11
0541155-2	67 -11
0541156-1	67 -16
0541156-2	67 -16
0541161-2	69 - 9
0541161-3	69 - 9
0541164-3	67 -11
0541164-4	67 -11
0541165-1	146 - 3
0541167-1	146 - 7
0541172-1	142 -29
0541173-1	142 -30
0541174-1	142 -28
0541178-1	142 -33
0541180-1	67 -54
0541183-9	69 -
0541184-1	146 -14
0541184-2	146 -14
0541184-200	146 -10
0541185-5	67 -50
0541185-6	67 -50
0541188-1	68 -47
0541188-2	68 -47
0541191-1	68 -34
0541191-2	68 -34
0541193-7	68 -32
0541193-8	68 -32
0541195-5	47 - 5
0541195-6	47 - 6
0541196-1	47 - 8
0541196-2	47 - 9
0541197-1	68 - 7
0541197-2	68 - 7
0541198-10	68 - 6
0541198-5	68 - 6
0541198-6	68 - 6
0541198-9	68 - 6
0541199-1	68 -12
0541202-4	68 - 1
0541203-1	68 -42
0541203-2	68 -42
0541205-1	68 -45
0541205-2	55 -33B
0541206-1	68 -43
0541207-1	68 -44
0541207-3	55 -35B
0541207-3	55 -35B
0541208-1	108 - 4
0541210-1	68 -46A
0541210-2	68 -46A
0541211-1	68 - 8
0541212-1	68 - 7
0541212-2	68 - 7
0541213-1	68 -37A
0541213-2	68 -37A
0541218-1	68 -70
0541218-2	68 -70
0541219-1	68 -60

PART NUMBER	FIGURE AND INDEX NO.
0541219-2	68 -60
0541220-1	68 -66
0541220-2	68 -66
0541221-1	68 -62
0541221-2	55 -33C
0541222-1	68 -61
0541222-5	55 -35C
0541223-13	55 -35D
0541223-13	68 -58
0541223-16	68 -57
0541223-17	68 -57
0541224-1	68 -72
0541224-2	68 -72
0541226-1	68 -37B
0542100-1	64 - 1
0542100-6	65 - 1
0542101-1	64 - 5
0542101-1	65 - 5
0542102-1	64 - 6
0542102-3	65 - 6
0542118-1	64 - 4
0542118-5	65 - 4
0543000-6	57 -12
0543000-6	58 -17
0543001	55 -20
0543003	55 -22
0543008-2	57 - 1
0543008-2	58 - 1
0543013-1	31 -22
0543013-1	32 -26
0543013-1	33 -26
0543015-6	31 -35
0543015-6	32 -17
0543015-6	33 -17
0543016-1	31 -20
0543016-1	32 -15
0543016-1	33 -15
0543018-1	55 - 3
0543018-1	56 - 3
0543022-1	55 - 6
0543022-1	56 - 6
0543022-2	55 - 6
0543022-2	56 - 6
0543023	55 - 9
0543023	56 - 9
0543026-1	31 -35
0543026-1	32 -17
0543026-1	33 -17
0543029	57 -24
0543029	58 -29
0543032	2 - 7
0543032	57 -25
0543032	58 -30
0543032-2	2 - 7
0543032-2	3 - 4
0543032-2	57 -25
0543032-2	58 -30
0543035-3	57 -39
0543035-3	58 -44
0543035-8	57 -27
0543035-8	58 -32
0543036-1	57 -13
0543036-1	58 -18
0543037-1	55 -21
0543039-200	57 -
0543039-201	57 - 2
0543042-1	55 - 4
0543042-1	56 - 4
0543042-2	55 - 4
0543042-2	56 - 4
0543045-200	58 - 2
0543046-1	57 - 9
0543046-1	58 - 3
0543047-1	57 -31

PART NUMBER	FIGURE AND INDEX NO.
0543047-1	57 -43
0543047-1	58 -36
0543047-1	58 -48
0543048-1	57 -31A
0543048-1	57 -43A
0543048-1	58 -36A
0543048-1	58 -48A
0543060-1	66 -10
0543060-2	66 -11
0543060-3	66 -12
0543061-1	66 -
0543062-200	57 -
0543062-201	57 - 2
0543062-202	58 -
0543062-203	58 - 2
0543063-1	55 -36A
0543063-7	55 -36C
0543065-1	55 -23B
0543079-3	55 -23C
0550100-4	122 -28
0550100-6	125 -21
0550100-7	125 - 3
0550100-8	167 -63
0550100-8	168 -76
0550100-8	173 - 7
0550100-8	173 -11
0550100-9	122 -40
0550100-9	124 -46
0550123	125 -18
0550153-1	122 - 4
0550153-1	123 - 3
0550156	124 - 5
0550176-22	131 -10
0550176-24	131 -17
0550176-31	131 -16
0550176-37	131 - 3
0550176-38	131 - 4
0550176-45	131 -11
0550176-50	131 -12
0550176-53	131 -15
0550176-54	131 -15
0550176-55	131 - 1
0550176-56	131 - 2
0550176-57	131 - 8
0550176-59	131 - 7
0550176-65	131 - 1
0550176-66	131 - 2
0550180-1	125 -31
0550180-10	123 -60
0550180-10	125 -34
0550180-13	123 -61
0550180-16	123 -62
0550180-16	125 -35A
0550180-20	125 -37
0550180-21	125 -38
0550180-22	125 -39
0550180-27	125 -31
0550180-28	125 -35
0550181-1	126 -25
0550181-1	126 -31
0550181-7	126 -32
0550184-1	122 -19
0550184-2	122 -19
0550185-1	122 -11
0550186-1	125 - 5
0550188-1	126 -29
0550189-1	124 -42
0550197-1	125 -31A
0550197-4	126 -33
0550197-5	125 -31A
0550198-1	123 -59
0550202-11	174 -10
0550202-3	174 - 9
0550202-9	174 - 4

PART NUMBER	FIGURE AND INDEX NO.
0550209-1	102 -39
0550209-1	186 -11
0550211-2	111 - 1
0550211-2	112 - 1
0550211-3	111 - 1
0550211-3	112 - 1
0550214-9	126 -34
0550215-8	126 - 5
0550218-1	126 -24
0550218-2	126 -24
0550219-19	187 -53
0550222-2	101 -27
0550224-1	125 -18
0550224-4	125 -18
0550227-1	126 -37
0550227-1	129 -
0550228-26	111 - 9
0550228-28	111 - 5
0550228-3	111 - 7
0550228-35	111 - 9
0550229-1	126 - 6
0550229-2	126 - 6
0550230-10	187 -23
0550230-2	187 -37
0550230-3	187 -35
0550230-4	187 -36
0550230-7	187 -22
0550230-8	187 -23
0550230-9	187 -22
0550236-10	112 - 8
0550236-3	112 -10
0550236-6	112 - 8
0550236-8	112 - 6
0550238-8	113 - 5
0550238-1	203 -22
0550292-1	111 - 1
0550292-1	112 - 1
0550311-1	126 -19
0550315-200	127 -14
0550315-200	130 -
0550321-10	113 - 9
0550321-4	113 - 7
0550323-1	125 -58
0551009-1	124 - 9
0551011-1	124 -13
0551012-1	124 -12
0551013-1	124 - 7
0551013-2	124 - 7
0551013-3	124 - 8
0551013-4	124 - 8
0551014-1	125 - 8
0551017-1	123 - 6
0551019-1	123 -45
0551019-5	123 -45
0552003-26	121 - 6
0552003-28	121 - 7
0552003-39	115 - 5
0552003-39	115 - 7
0552003-39	116 - 5
0552003-39	116 - 7
0552003-39	121 -27
0552003-72	121 -26
0552007-13	121 - 5
0552007-15	121 -31
0552007-17	121 -17
0552007-18	121 -18
0552007-200	121 -14
0552007-24	121 -22
0552007-25	121 -23
0552007-26	121 -23
0552007-27	121 -25
0552007-28	121 -24
0552007-29	121 -28
0552007-30	121 -28

PART NUMBER	FIGURE AND INDEX NO.
0552007-32	121 -12
0552007-35	121 -10
0552007-37	121 -13
0552007-38	121 -13
0552007-4	121 -30
0552007-41	121 -29
0552007-42	121 -29
0552007-43	121 - 8
0552007-48	121 - 9
0552007-5	121 -41
0552007-53	121 -11
0552007-54	121 -14
0552007-55	121 - 2
0552007-6	121 -39
0552007-6	126 -23
0552007-65	121 -49A
0552007-66	121 -46
0552007-67	121 -34
0552007-68	121 -35
0552007-69	121 -33
0552007-70	121 -33
0552007-71	121 -48
0552007-72	121 -48
0552007-73	121 -32
0552007-74	121 -32
0552007-77	121 -20
0552007-78	121 -21
0552007-81	121 -49
0552007-82	121 -49
0552007-83	121 -42
0552007-84	121 -42
0552009-2	137 - 5
0552009-6	137 - 1
0552009-8	137 - 6
0552010-1	118 -40
0552010-14	115 -28
0552010-14	116 -24
0552010-14	117 -21
0552010-14	118 -31
0552010-14	119 -23
0552010-17	115 -29
0552010-18	115 -24
0552010-18	116 -21
0552010-18	117 -19
0552010-18	118 -28
0552010-18	119 -20
0552010-2	115 - 2
0552010-20	115 -25
0552010-20	116 -22
0552010-200	116 -16
0552010-21	115 - 4
0552010-21	116 - 4
0552010-22	115 - 7
0552010-22	116 - 7
0552010-25	115 - 8
0552010-26	115 - 8
0552010-27	115 -26
0552010-27	116 -23
0552010-28	115 -27
0552010-28	116 -23
0552010-38	115 -30
0552010-38	116 -26
0552010-39	115 -30
0552010-39	116 -26
0552010-4	115 -14
0552010-42	115 -28
0552010-42	116 -24
0552010-42	117 -21
0552010-42	118 -31
0552010-42	119 -23
0552010-43	115 - 9
0552010-43	116 - 9
0552010-43	117 - 9
0552010-44	115 -10

PART NUMBER	FIGURE AND INDEX NO.	PART NUMBER	FIGURE AND INDEX NO.	PART NUMBER	FIGURE AND INDEX NO.
0552010-44	116 -10	0552010-88	120 -29	0552112-26	120 - 4
0552010-45	115 -17	0552010-89	117 -17	0552112-27	120 - 1
0552010-46	115 -18	0552010-89	118 -26	0552112-28	120 - 1
0552010-47	115 -31	0552010-89	119 -18	0552112-29	118 - 8
0552010-47	116 -27	0552010-89	120 -28	0552112-29	119 - 4A
0552010-47	117 -25	0552010-91	118 -17	0552112-29	120 - 4
0552010-47	118 -35	0552010-91	119 - 9A	0552112-30	118 - 2
0552010-47	119 -27	0552010-91	120 - 9	0552112-31	119 - 4A
0552010-47	120 -34	0552010-92	119 - 5A	0552112-31	118 - 7
0552010-49	115 -32	0552010-92	120 - 5	0552112-32	118 - 1
0552010-49	116 -28	0552010-93	119 - 3A	0552112-69	118 - 5
0552010-49	117 -26	0552010-93	120 - 3	0552112-8	118 -25
0552010-49	118 -42	0552010-94	119 - 6	0552112-8	119 -17
0552010-49	119 -34	0552010-94	119 - 6	0552112-9	119 - 2
0552010-53	115 -19	0552010-94	120 - 6	0552112-9	118 - 3
0552010-54	115 -13	0552010-94	118 -12	0552112-92	118 -10
0552010-54	116 -13	0552010-95	118 -16	0552112-93	118 - 6
0552010-54	117 - 8	0552011-11	123 -33A	0552113-1	123 -55
0552010-54	118 -15	0552011-11	137 -17	0552113-11	123 -55
0552010-54	119 - 8	0552011-12	123 -33B	0552113-13	123 -55A
0552010-54	120 - 8	0552011-12	137 -18	0552113-5	123 -65
0552010-56	116 - 2	0552011-13	123 -33C	0552114-1	123 -52
0552010-59	116 -20	0552011-13	137 -19	0552114-2	123 -52
0552010-6	115 -23	0552011-2	137 - 8	0552115-1	118 -22
0552010-60	116 - 8	0552011-4	137 -12	0552116-10	123 -54
0552010-60	117 - 6	0552011-6	137 - 8	0552117-1	137 - 8
0552010-60	118 -12	0552012-5	114 - 1	0552118-1	137 -15
0552010-60	119 - 6	0552016-1	114 - 6	0552119-6	197 - 2
0552010-60	120 - 6	0552016-3	114 - 9	0552120-1	123 -52A
0552010-62	117 - 1	0552016-4	114 -10	0552122-1	197 - 1
0552010-65	117 -16	0552019-1	116 -14	0552123-1	119 -14
0552010-68	117 - 7	0552019-1	117 -10	0552130-11	123 -65A
0552010-68	119 - 7	0552019-10	119 -22	0552130-5	125 -47A
0552010-68	118 -13	0552019-10	120 -31	0552131-1	118 -13
0552010-69	117 - 3	0552019-12	119 -10	0552131-1	119 - 7
0552010-69	119 - 3	0552019-13	120 -12	0552132-1	137 -12A
0552010-69	119 - 3A	0552019-15	120 -10	0552132-2	137 -12B
0552010-7	115 - 3	0552019-4	118 -18	0552133-5	197 -15
0552010-7	116 - 3	0552019-6	116 -25	0552139-1	120 -15
0552010-70	117 - 5	0552019-6	117 -20	0552143-1	118 -14
0552010-70	119 - 5	0552019-6	117 -22	0552143-1	119 - 7A
0552010-70	119 - 5A	0552019-6	118 -30	0552143-1	120 - 7
0552010-70	118 - 9	0552019-8	119 -10	0552151-1	119 - 5B
0552010-72	117 - 4	0552110-3	2 -71	0552151-1	120 - 5A
0552010-73	117 -24	0552110-3	3 -27	0552151-1	118 -11
0552010-73	118 -34	0552110-3	137 - 4	0552154-1	3 -26B
0552010-73	119 -26	0552110-3	137 - 5	0552154-1	137 -12D
0552010-73	120 -33	0552110-3	137 - 7	0553001-1	140 - 5
0552010-74	117 -24	0552110-3	137 -10	0553005-3	205 - 4
0552010-74	118 -34	0552110-3	137 -12C	0553006-200	41 -
0552010-74	119 -26	0552110-3	137 -12C	0553006-201	41 - 3
0552010-74	120 -33	0552112-15	118 - 3	0553006-202	41 - 1
0552010-77	117 - 2	0552112-15	119 - 2	0553006-203	41 -
0552010-78	117 -14	0552112-16	118 - 7	0553006-4	41 -40
0552010-8	115 - 6	0552112-16	119 - 4	0553007-1	41 -33
0552010-8	116 - 6	0552112-17	118 - 1	0553007-2	41 -33
0552010-82	115 - 9	0552112-18	118 -23	0554001-1	132 - 2
0552010-82	116 - 9	0552112-20	118 -25	0554001-3	132 - 2A
0552010-82	117 - 9	0552112-20	119 -17	0554001-5	132 - 2A
0552010-83	119 - 9	0552112-20	120 -27	0554001-6	132 - 5A
0552010-84	119 - 9	0552112-200	118 -23	0554001-7	132 - 5B
0552010-84	119 - 9	0552112-202	119 - 1	0554003-1	132 - 5C
0552010-86	116 - 8	0552112-203	119 -15	0555162-1	133 - 3
0552010-86	117 - 6	0552112-204	119 -15	0555162-1	136 -13
0552010-86	118 -12	0552112-204	120 -25	0555162-1	187 -36
0552010-86	119 - 6	0552112-205	119 - 1	0555167-10	136 -31
0552010-86	120 - 6	0552112-206	119 - 1	0555167-11	136 -33
0552010-87	117 -18	0552112-207	119 - 1	0555167-12	136 -34
0552010-87	118 -27	0552112-22	118 - 2	0555167-13	136 -39
0552010-87	119 -19	0552112-25	118 - 4	0555167-14	136 -40
0552010-87	120 -29	0552112-25	119 - 2	0555167-2	136 -32
0552010-88	117 -18	0552112-25	120 - 2	0555167-5	136 -36
0552010-88	118 -27	0552112-26	118 - 8	0555167-6	136 -37
0552010-88	119 -19	0552112-26	119 - 4A	0555167-7	136 -38

PART NUMBER	FIGURE AND INDEX NO.
0555169-15	136 - 1
0555169-16	136 - 2
0555169-5	136 - 3
0555171-1	136 -10
0555174-7	133 -42
0555174-8	133 -43
0555174-9	133 -44
0555175-1	133 -41
0555175-1	136 -23
0555175-3	133 -36
0555175-3	136 -20
0555179-1	133 -23
0555179-11	133 -27
0555179-12	133 -24
0555179-14	133 -28
0555179-2	133 -24
0555179-5	133 -27
0555179-6	133 -28
0555179-8	133 -29
0555179-9	133 -23
0555180-1	133 -13
0555180-1	136 -14
0555180-2	133 -18
0555180-5	133 -16
0555180-5	133 -21
0555180-5	136 -18
0555180-6	136 -15
0555181-1	133 - 1
0555181-13	133 - 2
0555181-14	133 - 2A
0555181-5	133 - 6
0555181-5	136 - 5
0555181-5	187 -36
0555181-6	133 - 7
0555181-6	136 - 4
0555181-6	187 -36
0555181-7	133 - 8
0555181-7	187 -36
0555182-1	133 -10
0555189-1	133 -30
0555189-10	133 -33
0555189-3	133 -34
0555189-4	133 -35
0555189-5	133 -33
0555189-6	133 -30
0555189-8	133 -35
0555189-9	133 -34
0555190-1	136 -40
0555190-11	136 -46
0555190-12	136 -46
0555190-13	136 -47
0555190-2	136 -40
0555190-3	136 -44
0555190-4	136 -44
0555190-5	136 -41
0555190-6	136 -41
0555191-1	136 -48
0555198-1	134 -19
0555199-1	134 -14
0555199-2	134 -22
0555199-5	134 -18
0555199-6	134 -23
0555202-1	134 -33
0555202-3	134 -38
0555203-1	134 -48
0555203-3	134 -53
0555204-1	134 -40
0555204-3	134 -46
0555204-4	134 -46
0555204-4	135 -58
0555204-5	134 -40
0555204-5	135 -52
0555205-1	134 -25
0555205-3	134 -31

PART NUMBER	FIGURE AND INDEX NO.
0555206-1	134 - 1
0555206-11	135 - 7A
0555206-11	135 -13A
0555206-12	135 - 1
0555206-4	134 - 5
0555206-8	135 - 1
0555207-1	134 -10
0555207-3	134 -11
0555211-1	135 -12
0555211-5	135 - 7
0555211-5	135 -13
0555211-7	135 -12
0555212-1	135 -25
0555213-1	135 -60
0555213-4	135 -65
0555214-1	135 -36
0555214-4	135 -41
0555215-1	135 -44
0555215-3	135 -50
0555216-1	135 -27
0555216-10	123 -53A
0555216-13	135 -27
0555216-16	123 -53A
0555216-5	135 -30
0555216-6	135 -29
0555216-7	135 -28
0555216-8	135 -33
0555217-1	135 -15
0555217-3	135 -20
0555217-4	135 -21
0555217-5	135 -22
0555217-6	135 -23
0556004-7	163 -12
0556004-7	187 -43
0556005-2	187 -50
0556010-1	163 -20
0556012-1	187 -38
0556014-2	137 -13
0556014-6	137 -14
0556018-1	123 -24
0556020-1	168 -14
0556020-2	168 -15
0556020-3	168 -22
0556020-9	168 -23
0560006-1	148 -
0560006-5	148 -
0560006-6	148 -
0560013-1	188 -11
0570088-1	204 -23
0570088-3	204 -20
0570094-1	204 -22
0570094-2	204 -22
0570095-1	204 -22
0591102-1	28 -
0591102-12	29 -
0591102-14	29 -
0591102-18	30 -
0591102-19	30 -
0591102-2	28 -
0591102-20	30 -
0591102-21	30 -
0591102-24	30 -
0591102-25	30 -
0591102-28	30 -
0591102-29	30 -
0591102-3	28 -
0591102-30	30 -
0591102-31	30 -
0591102-32	30 -
0591102-33	30 -
0591102-5	29 -
0591102-7	29 -
0591102-8	29 -
0591301-11	36 -

PART NUMBER	FIGURE AND INDEX NO.
0591301-17	34 -
0591302-10	39 -
0591302-11	42 -
0591302-12	39 -
0591302-14	40 -
0591302-7	31 -
0591302-8	42 -
0591302-9	31 -
0591303-2	31 -
0591303-3	36 -
0591304-1	32 -
0591304-11	33 -
0591304-12	33 -
0591304-13	33 -
0591304-14	33 -
0591304-15	33 -
0591304-16	33 -
0591304-3	33 -
0591304-5	33 -
0591304-6	33 -
0591304-8	33 -
0591304-9	33 -
0592300-2	17 - 1
0592300-4	17 - 1
0592300-8	17 - 1
0592300-9	17 - 1
0593000-4	26 - 9
061-03700	70 -15
0700036-2	101 -30
0700100-191	82 - 5
0700100-193	84 - 5
0700103-131	82 -36
0700103-131	83 -35
0700108-1	82 -25
0700108-2	82 -25
0700109-8	82 -25
0700113-1	87 -36
0700113-1	93 -71
0700114-35	84 -18
0700120-1	200 - 7
0700122-1	108 -12
0700122-12	108 -12
0700122-13	108 -12
0700122-2	108 -12
0700148-1	202 -27
0700162-1	102 -27D
0700162-1	103 -35
0700162-1	104 -36
0700162-1	105 -43
0700162-1	106 -40
0700162-6	102 -27B
0700162-6	103 -38
0700162-6	104 -39
0700162-6	105 -46
0700162-6	106 -43
0700164-6	109 - 1
0700166-1	2 - 8
0700166-1	3 -12
0700166-1	73 - 7
0700166-2	2 - 8A
0700166-2	3 -13
0700166-2	75 - 7
0700166-2	76 - 6A
0700189-10	106 -42
0700189-4	102 -27C
0700189-4	103 -37
0700189-4	104 -38
0700189-6	102 -27C
0700189-6	103 -37
0700189-6	105 -45
0700319-13	2 -70
0700319-13	137 - 7
0700322-4	138 -23
0700322-4	139 -17

PART NUMBER	FIGURE AND INDEX NO.
0700322-8	139 -27
0700324-1	138 -24
0700325-1	138 -20
0700325-2	139 -16
0700326-1	28 -41
0700326-1	28 -47
0700326-1	29 -41
0700327-1	138 -16
0700616-1	199 - 2
0700626-1	139 -20
0700630-11	# 90 -
0700630-12	# 90 -
0700630-202	# 90 -14
0700630-207	# 90 - 1
0700630-225	# 90 - 1
0700631-5	90 -24
0700631-5	□ 90 -24
0700631-6	90 -24
0700631-6	□ 90 -24
0700633-1	90 -32
0700633-1	92 - 6
0700633-2	90 -31
0700633-2	92 - 4
0700633-4	90 -32
0700633-4	92 - 6
0700633-5	93 -51
0700633-5	94 -44
0700634-1	90 -38
0700634-1	92 - 1
0700636-1	90 -80
0700638-1	90 -40
0700639-1	90 -29
0700639-2	90 -30
0700639-2	92 -35
0700639-3	92 -34
0700640-1	90 -25
0700640-2	90 -25
0700640-5	90 -26
0700640-6	90 -26
0700641-2	90 -28
0700641-3	92 -41
0700641-4	92 -42
0700641-5	90 -27
0700642-1	90 -54
0700643-1	90 -56
0700644-1	90 -59
0700645-1	90 -65
0700645-1	92 -38
0700645-2	90 -66
0700645-2	92 -39
0700645-3	90 -67
0700645-3	92 -40
0700645-4	90 -68
0700645-4	92 -40
0700646-1	90 -19
0700646-2	90 -20
0700646-3	91 -18
0700646-4	91 -19
0700719-1	91 -28
0700748-1	2 -49
0705048-2	3 - 7
0705048-3	3 - 7
0710013-4	139 -24
0710014-13	139 -25
0710014-14	139 -26
0710014-2	139 -28A
0710014-3	139 -25
0710014-4	139 -26
0710014-8	139 -34
0710015-10	139 -31
0710015-13	139 -31
0710032-2	3 -28
0710032-2	84 -20
0710312-2	87 -47

PART NUMBER	FIGURE AND INDEX NO.
0710312-2	90 -76
0710312-2	95 - 8
0710632-1	87 -58
0710632-1	88 -62
0710632-1	89 -57
0711001-59	72 -17
0711001-59	73 -18
0711001-59	74 -19
0711001-59	75 -16
0711001-59	76 -16
0711021-1	72 -30
0711021-1	73 -22
0711021-1	76 -20
0711021-11	73 -23
0711021-11	76 -21
0711021-12	73 -24
0711021-12	76 -22
0711021-4	72 -31
0711021-7	72 -49
0711021-7	73 -44
0711021-7	76 -41
0711021-9	72 -33
0711021-9	73 -25
0711021-9	76 -23
0711023-15	74 -11
0711027-1	72 - 5
0711027-1	73 - 5
0711027-1	74 - 7
0711027-1	75 - 6
0711027-1	76 - 5
0711050-19	72 -37A
0711050-19	73 -32
0711050-20	76 -32
0711050-23	73 -32
0711050-24	76 -32
0711050-5	72 -39
0711050-5	73 -34
0711050-6	76 -34
0711050-7	72 -40
0711050-7	73 -35
0711050-7	76 -35
0711051-1	72 -38
0711051-1	73 -33
0711051-1	76 -33
0711051-2	73 -33
0711051-2	76 -33
0711051-5	72 -38
0711051-5	73 -33
0711051-5	76 -33
0711051-5	77 - 7
0711080-1	# 97 - 7
0711083-1	97 -14
0711083-1	98 -16
0711083-1	108 -42
0711084-7	49 -52
0711084-8	49 -53
0711097-2	97 - 1
0711097-2	97 - 1
0711097-21	□ 97 - 9
0711097-25	# 97 - 8
0711097-4	# 97 - 8
0711098-3	97 - 5
0711098-4	97 - 5
0711101-10	49 -55
0711101-11	49 -55
0711101-33	80 - 1
0711101-34	49 -59
0711101-35	49 -58
0711101-36	49 -56
0711101-37	49 -57
0711101-43	49 -56
0711101-8	49 -54
0711102	80 - 2
0711102	81 - 2
0711111-1	81 - 9

PART NUMBER	FIGURE AND INDEX NO.
0711121-2	108 - 5
0711125-1	72 -48
0711125-1	73 -43
0711125-1	74 -31
0711125-1	75 -24
0711125-2	72 -48
0711125-2	73 -43
0711125-2	74 -31
0711125-2	75 -24
0711125-5	73 -43
0711125-5	75 -24
0711125-6	73 -43
0711125-6	75 -24
0711133-12	□ 83 - 5
0711133-13	82 -11
0711133-14	82 -12
0711133-15	202 - 1
0711133-17	202 - 2
0711133-18	□ 82 -12
0711133-27	□ 82 -11
0711133-33	□ 202 - 3
0711133-49	□ 202 - 3
0711133-50	□ 82 -12
0711133-62	□ 83 - 5
0711133-66	□ 83 - 5
0711134-1	80 - 9
0711667-1	87 - 5
0711667-1	88 - 5
0711667-1	89 - 5
0711667-1	90 - 5
0711667-1	95 -28
0711668-1	87 - 4
0711668-1	88 - 4
0711668-1	89 - 4
0711668-1	90 - 4
0711668-1	95 -26
0711705-1	81 -10
0711707-1	81 -17
0711707-4	81 -17
0711709-1	81 -12
0711709-2	81 -13
0712009-2	97 -13
0712009-2	98 -22
0712031-1	190 - 6
0712031-1	191 - 9
0712603-2	190 - 2
0712603-2	192 -17
0713002-3	31 -39
0713002-3	31 -39
0713002-3	32 -36
0713002-3	33 -37
0713003-51	43 - 7
0713011-12	108 -13
0713017-22	202 -12
0713019-111	141 -25
0713019-112	141 -24
0713019-113	141 -24
0713019-33	133 - 9
0713019-33	133 -22
0713019-33	134 - 6
0713019-33	134 -21
0713019-33	135 - 8
0713019-33	136 - 6
0713019-33	136 -35
0713019-33	187 -36
0713026-4	99 -19
0713026-4	100 -19
0713026-4	102 -54
0713026-4	103 -61
0713026-4	103 -62
0713026-4	103 -66
0713026-4	104 -63
0713026-4	104 -64
0713026-4	104 -65

PART NUMBER	FIGURE AND INDEX NO.
0713026-4	161 -28
0713026-4	200 - 7
0713026-5	99 -17
0713026-5	100 -17
0713026-5	102 -46
0713026-5	103 -65
0713026-5	104 -59
0713026-6	152 - 6
0713026-6	152 -29
0713026-6	153 - 6
0713026-6	153 -28
0713028-3	101 -12
0713028-3	102 -25
0713028-8	101 -12
0713028-8	102 -25
0713029	202 - 4
0713032-1	157 - 7
0713032-2	157 - 7
0713035	99 -20
0713035	100 -20
0713035	102 -55
0713035	103 -53
0713035-1	104 -66
0713046	82 -19
0713046	83 -14
0713047	2 - 9
0713047	3 - 5
0713047	27 -13
0713049-7	84 -36
0713049-8	84 -34
0713049-8	85 -30
0713052	36 - 4
0713054-1	34 -47
0713054-1	35 -48
0713054-2	34 -47
0713054-2	35 -48
0713063	142 -61
0713063	143 -52
0713063	144 -57
0713068-1	108 -27
0713070-15	142 -45
0713070-15	143 -36
0713070-15	144 -41
0713070-19	142 -53
0713070-19	143 -44
0713070-19	144 -49
0713070-20	142 -64
0713070-20	143 -55
0713070-20	144 -60
0713070-24	142 -62
0713070-24	143 -53
0713070-24	144 -58
0713070-25	142 -43
0713070-25	143 -34
0713070-25	144 -39
0713070-28	142 -58
0713070-28	143 -49
0713070-28	144 -54
0713070-32	142 -44
0713070-32	143 -35
0713070-32	144 -40
0713070-36	142 -36
0713070-36	143 -27
0713070-36	144 -29
0713070-37	142 -34
0713070-37	143 -25
0713070-37	144 -28
0713070-4	142 -40
0713070-4	143 -31
0713070-4	144 -36
0713070-5	142 -39
0713070-5	143 -30
0713070-5	144 -35
0713070-6	142 -59

PART NUMBER	FIGURE AND INDEX NO.
0713070-6	143 -50
0713070-6	144 -55
0713070-9	142 -52
0713070-9	143 -43
0713070-9	144 -48
0713102-1	37 - 4
0713124-1	196 - 6
0713129-4	99 - 8
0713129-4	100 - 7
0713129-4	102 -47
0713135-2	31 -47
0713135-2	32 -41
0713135-2	33 -42
0713135-2	138 -30
0713135-2	139 -36
0713139-1	31 -49
0713139-1	32 -43
0713139-1	33 -44
0713139-1	138 -32
0713139-1	139 -38
0713140-1	31 -48
0713140-1	32 -42
0713140-1	33 -43
0713140-1	138 -31
0713140-1	139 -37
0713209-1	2 -12
0713209-1	186 - 9
0713210-4	202 -11
0713221-1	99 - 8
0713221-1	100 - 8
0713221-1	102 -47
0713221-1	103 -72
0713244-1	161 -36
0713247-200	193 -26
0713248-3	34 -17
0713248-3	35 -17
0713248-4	34 -27
0713248-4	35 -27
0713250-1	139 -32
0713303-2	74 - 6
0713303-2	99 -19
0713303-2	99 -20
0713303-2	100 -19
0713303-2	100 -20
0713303-2	102 -49
0713303-2	102 -55
0713303-2	103 -53
0713303-2	103 -62
0713303-2	103 -65
0713303-2	138 -12
0713303-2	139 -12
0713303-2	161 -28
0713303-7	107 - 8
0713307-1	124 -53
0713307-2	124 -52
0713495-10	34 -48
0713495-10	35 -43
0713495-13	34 -41
0713495-13	35 -42
0713495-14	34 -41
0713495-14	35 -42
0713495-17	34 -50
0713495-17	35 -50
0713495-53	34 -57
0713495-53	35 -61
0713495-54	34 -58
0713495-54	35 -62
0713495-55	34 -49
0713495-55	35 -49
0713495-65	35 -43
0713495-66	35 -43
0713495-9	34 -48
0713495-9	35 -43
0713496-3	34 -14

PART NUMBER	FIGURE AND INDEX NO.
0713496-3	35 -14
0713496-4	34 -24
0713496-4	35 -24
0713511-1	190 -10
0713511-1	192 - 8
0713533-1	185 -35
0713624-2	37 - 4A
0713624-2	145 -17A
0713641-3	38 - 8
0713642-1	157 - 5
0713642-3	157 - 7
0713656-1	157 - 1
0713656-3	157 - 2
0713705-2	2 - 3
0713705-2	101 -32
0713738-3	99 -38
0713738-3	100 -42
0713738-3	102 -63
0713749-6	182 - 5
0713749-6	183 - 6
0713757-1	41 -28
0713856-2	103 -11
0713856-3	104 -12
0713856-4	191 -37
0713959-1	144 -45C
0714005-1	# 98 -
0714005-2	# 98 -
0714005-3	# 98 -10
0714005-4	# 98 -12
0714010-1	□ 93 -19
0714010-1	□ 94 -17
0714010-2	□ 93 -19
0714010-2	□ 94 -17
0715001-1	□ 88 -13
0715001-1	□ 90 -12
0715026-1	98 - 5A
0715039-1	# 73 -47
0715039-2	# 75 -26
0715039-2	# 76 -44A
0715039-3	# 85 -11
0715039-4	# 85 -12
0716124-6	16 -16
0716124-6	17 -26
0716124-9	16 -16
0716124-9	17 -26
0716128-45	172 -26
0716136-1	170 -20
0716612-202	165 -24
0716612-3	166 -26
0716615-7	2 -19A
0716615-7	3 - 7
0716615-7	166 -35A
0716615-7	167 -35
0716615-7	168 -48
0716615-9	3 - 7
0716615-9	167 -35
0716615-9	168 -48
0716623-2	166 -27A
0716623-2	167 -26
0716623-2	168 -39
0716624-1	166 -27D
0716624-1	167 -29
0716624-1	168 -42
0717000-1	81 - 1
0717000-11	81 - 1
0717000-12	□ 84 -18
0717000-12	□ 85 -17
0717000-13	81 - 1
0717000-4	□ 84 -18
0717000-8	81 - 1
0720005-1	6 -37
0720005-1	8 -33
0720005-3	7 -29
0720005-3	9 -30

PART NUMBER	FIGURE AND INDEX NO.	PART NUMBER	FIGURE AND INDEX NO.	PART NUMBER	FIGURE AND INDEX NO.
0720608-15	6 -21	0741048-2	67 -66	0756005-2	170 -18
0720608-15	8 -17	0741048-6	67 -23	0756008-1	169 -28
0720608-23	10 -28	0741048-7	67 -66	0756008-1	170 - 3
0720608-7	6 -21	0741048-7	68 -51	0756009-1	169 -34
0720608-7	8 -17	0741048-8	68 -24	0756009-1	170 - 9
0721100-5	9 -18	0741103	67 -40	0756009-5	169 -35
0721101-8	161 -23	0741610-11	67 -48	0756009-8	170 -10
0721105-15	161 -24	0741610-12	67 -48	0756010-1	169 -38
0721105-17	161 -24	0741610-13	67 -55	0756010-1	170 -13
0721105-2	161 -24	0741610-5	67 -50	0756011-1	169 -33
0721105-27	161 -24	0741610-6	67 -50	0756011-1	170 - 8
0721105-30	161 -24	0742410-14	55 -35	0756012-1	169 -41
0721105-30	161 -24	0742410-27	55 -28	0756012-1	170 -16
0721105-5	161 -26	0742410-8	55 -32	0756014-1	169 -36
0721107-1	6 -46	0743009-1	55 -25	0756014-1	170 -11
0721107-1	7 -42	0743009-1	57 - 6B	0756014-2	169 -40
0721107-1	8 -43	0743009-1	58 -11	0756014-2	170 -15
0721107-1	9 -44	0743011-8	57 -26	0756015-1	169 -30
0721107-2	6 -46	0743011-8	58 -31	0756015-1	170 - 5
0721107-2	7 -42	0743063-5	55 -36B	0756018-2	163 -21
0721107-2	8 -43	0743609-17	55 -23	0756019-1	163 -26
0721107-2	9 -44	0743609-6	55 -33	0756020-1	163 -24
0721111-10	8 - 9	0743612-1	57 - 7	0756021-1	163 -23
0721111-29	9 -17	0743612-1	58 - 4	0756022-1	163 -28
0721111-30	9 -17	0743625-11	55 -33A	0756022-2	163 -29
0721111-9	8 - 9	0743625-4	55 -23A	0760011-1	19 -27
0722200-1	7 -40	0743625-9	55 -35A	0760011-2	19 -27
0722200-1	9 -42	0743627-1	55 -37	0760131-1	106 -68
0722200-2	7 -40	0743627-2	55 -37	0760131-5	105 -95
0722200-2	9 -42	0743627-3	55 -37	0760131-6	105 -94
0722201-1	6 -12	0743627-4	55 -37	0760131-6	106 -67
0722201-1	8 -10	075-06700	70 -28	0760612-1	159 -19
0722202-1	11 - 9	0750032-1	43 -13	0760612-7	159 -18
0723200-10	7 -49	0750113-1	123 -63	0760614-1	159 -46
0723200-10	9 -51	0750113-1	125 -36	0760619-1	159 -35
0723200-11	7 -49	0750113-1	126 -30	0760620-1	159 -45
0723200-11	9 -51	0750117-31	133 -48	0760620-9	159 -45
0723200-12	7 -49	0750117-31	136 -29	0760632-1	102 -70
0723200-12	9 -51	0750121	136 -30	0760632-1	159 -53
0723200-5	7 -45	0750125-1	174 - 7	0760662-1	159 -29
0723200-5	9 -47	0750125-10	174 - 4	0770038-2	191 -26
0723200-6	7 -45	0750125-11	174 -10	0770038-2	203 -24
0723200-6	9 -47	0750125-2	174 - 8	0770719-1	104 -59
0723200-9	7 -49	0750125-4	174 - 6	0770719-2	104 -59
0723200-9	9 -51	0750125-9	174 -10	0770719-2	104 -59A
0723201-1	4 -46	0750131-1	126 -27	0770719-2	105 -89
0723201-2	4 -46	0750132-1	126 - 2	0770728-1	190 - 4A
0723201-3	4 -46	0750137	126 - 2	0770728-1	191 - 5
0723201-4	4 -46	0750139	123 -73	0800111-2	108 -15
0723600-6	21 - 9	0750139	125 -22	0811490-6	142 -48
0723600-6	21 -11	0750142-1	126 -28	0811490-6	143 -39
0723615-200	6 -49	0750159-1	124 -35	0811490-75	144 -44
0723615-200	8 -44	0750161-25	132 -10	0811725-40	72 -41
0724115-2	19 -29	0750220-1	191 -41	08125	60 - 4
0731605-3	49 -99B	0752037-3	123 -17	0813150-54	142 -48
0731607-2	201 - 9	0752610-1	205 - 9	0813150-54	143 -39
0734102-3	26 -41	0752611-1	205 -10	0813150-54	144 -44
0734102-4	26 -42	0752646-1	198 - 6	0813150-55	142 -41
0741008-1	67 -46	0753000-13	39 -14	0813150-55	143 -32
0741008-2	67 -39	0753000-13	40 -15	0813150-55	144 -37
0741008-3	67 -37	0753000-13	41 -30	0813156-4	142 -42
0741008-4	67 -38	0753000-13	42 -14	0813156-4	143 -33
0741008-5	67 -36B	0753010-1	140 - 4	0813156-4	144 -38
0741046-11	67 -63	0753010-1	141 - 2	0813526-6	81 -15
0741046-14	67 -64	0753011-1	141 - 1	0813526-6	102 -70
0741046-200	67 -57	0753011-2	140 - 3	0813526-6	103 -71
0741046-201	67 -57	0756001-3	169 -18	0813569-2	101 -11
0741046-202	67 -57	0756001-4	99 -13	0813569-2	102 -26
0741046-203	67 -57	0756001-4	100 -13	08231	60 - 7
0741046-7	67 -49A	0756001-8	169 -16	0841200-15	57 -18
0741046-8	67 -49A	0756002	169 -25	0841200-15	58 -23
0741047-1	67 -47A	0756005-1	169 -26	0841200-19	57 -15
0741047-2	68 -52	0756005-1	170 -	0841200-19	58 -20
0741048-1	67 -23	0756005-2	169 -43	0841200-25	57 -17



PART NUMBER	FIGURE AND INDEX NO.
0841200-25	58 -22
0841200-7	57 - 7
0841200-7	58 - 4
0842000-44	58 -16
0850406-14	180 -21
0850406-6	180 -22
0850406-6	181 -23
0850500-17	192 - 6
0851583-2	169 -14
0851583-3	169 -15
0851592-1	169 -13
0851700-14	133 -17
0851700-14	133 -22
0851700-14	136 -19
0861520-2	188 - 6
091-04400	70 -14
1-656-2-75	172 -21
1/16X.62TYPE3	25 -15
1A1001	84 - 4A
1A1002X	84 - 4A
1A1002X	87 -46
1A1002X	88 -53
1A1002X	90 -75
1A1002X-1	91 -29
1K1-2-4	177 -18
1K1-2-4	180 -13
1K1-4-4	177 -19
1K1-4-6	177 - 6
1K1-4-8	177 - 9
1K1-4-8	177 -15
1K1-4-8	181 - 8
1K1-6-10	184 -52
1K1-6-10	185 -47
1K1-6-8	181 -27
1K10-4-6	177 - 5
1K10-4-6	181 - 5
1K9-6-10	181 -20
1N1344A	191 - 8
10004-101-1	108 -22
10004-98	108 - 4
1005-1-0	151 -11
1007	1 - 4
10172-013-2	131 -19
1024A-8	1 - 3
10650	159 -49
1118823	127 -16
1195-0061	108 -74
1200018-1	138 - 3A
1200086-5	82 - 3
1200086-6	82 - 4
120009	121 -50
120009	126 -24
120009	127 - 7
120009-06	121 -50
120009-06	126 -24
1200127-1	84 -37
1200127-1	85 -26
1200136-1	90 -34
1200136-1	92 -30
1200136-1	93 -49
1200136-1	94 -46
1200138-1	90 -47
1200138-1	93 -63
1200138-2	93 -32
1200138-2	94 -31
1200138-2	94 -53
1200139-1	90 -43
1200139-1	93 -36
1200141-1	90 -36
1200141-2	90 -36
1200156-1	90 -49
1200159-1	90 -51
1200159-3	93 -58
1200159-3	94 -51

PART NUMBER	FIGURE AND INDEX NO.
1200164-1	90 -58
1200186-1	90 -46
1200478-2	91 -26
1200503-1	88 -45
1200503-1	89 -45
1200504-1	88 -37
1200504-3	88 -43
1200504-3	89 -43
1200505-1	88 -39
1200678-2	2 -44
1200678-2	161 -39
1205001-101	3 - 1A
1205001-102	3 - 1A
1205001-112	3 - 2B
1205001-113	3 - 2B
1205001-12	3 - 2
1205001-127	3 - 2C
1205001-128	3 - 2C
1205001-129	3 - 3B
1205001-130	3 - 3B
1205001-131	3 - 3B
1205001-132	3 - 3B
1205001-133	3 - 1A
1205001-134	3 - 1A
1205001-147	3 - 2C
1205001-148	3 - 3B
1205001-149	3 - 3B
1205001-156	3 - 1A
1205001-26	3 - 3
1205001-34	3 - 1
1205001-73	3 - 2A
1205001-74	3 - 2A
1205001-75	3 - 3A
1205001-76	3 - 3A
1205001-95	3 - 3A
1205001-96	3 - 3A
1205004-1	3 -40
1205004-1	204 -22
1205010-1	2 -61
1205010-2	2 -62
1205010-3	3 -10
1205010-4	3 -11
1205013-2	2 -66
1205013-5	2 -67
1205024-1	3 -23
1205024-1	205 - 6
1205085-1	3 -52
1205085-2	3 -53
1205085-2	85 -25
1208	62 - 3
1210032-1	29 -44
1210032-2	29 -44
1210040-10	74 -30
1210040-10	75 -22
1210040-23	74 -29
1210040-23	75 -23
1210040-8	75 -23
1211203-1	84 -38
1211203-1	85 -26
1211250-7	73 - 5A
1211250-7	75 - 6B
1211250-7	76 - 5A
1211251-1	73 - 5A
1211251-1	75 - 6B
1211251-1	76 - 5A
1211252-1	81 -11
1211836-1	73 - 9A
1211836-1	75 - 7B
1211836-1	76 - 7A
1213004-1	105 -97
1213004-2	105 -97
1213004-2	106 -94
1213158-2	123 -67
1213158-2	125 -51

PART NUMBER	FIGURE AND INDEX NO.
1213158-3	123 -67
1213535-1	2 -60
1213535-1	190 -18
1213535-1	191 -18
1213646-2	102 -57
1213646-2	103 -57
1213646-2	104 -68
1213646-3	105 -70
1213646-3	106 -73
1214050-5	88 -11
1214051-3	88 -17
1214062-5	94 -10
1214062-5	88 -15
1214062-5	89 -15
1214062-5	93 -10
121615	115 -33
1220112-4	2 -43
1220112-4	3 -20
1220112-4	106 -95B
1220114-2	20 -17A
1221201-3	4 -40
1221201-4	4 -40
1241063-2	57 -23
1241156-11	63 -
1241156-12	60 -
1243021-1	57 -16
1243021-1	58 -21
1243030-5	57 -48
1243030-5	58 -53
1243030-6	57 -48
1243030-6	58 -53
1243030-7	57 -48
1243030-7	58 -53
1243616-1	55 -36
1243623-2	58 -12
1243626-1	57 -20
1243626-1	58 -25
1250211-4	203 -23
1250211-5	203 -23
1250319-1	185 -45
1250405-1	163 -31
1250405-1	187 -48
1250406-2	187 -40
1250407-1	163 -10
1250407-1	187 -44
1250408-1	163 -11
1250408-1	187 -45
1250410-1	187 -40
1250410-3	2 -45
1250410-3	3 -22
1250410-3	164 - 7
1250410-3	163 -20
1253031-3	39 - 4A
1253031-3	40 - 5
1253031-3	41 - 6
1253032-1	141 - 3
1253033-1	141 - 5
1253033-2	140 - 7
1253034-1	140 - 6
1253034-1	141 - 4
1253037-1	140 - 8
1253037-1	141 - 6
1253040-1	140 - 7
1253040-1	141 - 5
1253041-1	140 -10
1253041-1	141 - 8
1260049-1	25 - 6
1260074-1	25 - 1
1260474-1	49 -71A
133A3	180 -19
133A3	181 -21
13830	69 - 7
13836	62 - 9
13836	63 - 6

PART NUMBER	FIGURE AND INDEX NO.	PART NUMBER	FIGURE AND INDEX NO.	PART NUMBER	FIGURE AND INDEX NO.
13836	70 - 3	1414104-4	95 -31	1414252-1	# 87 -61
13889	62 - 6	1414104-40	87 -30	1414252-1	# 90 -81
13889	63 -11	1414104-40	88 -31	1414252-1	# 95 -38
13889	69 - 8	1414104-41	87 -31	1414252-6	# 87 -62
13889	70 - 9	1414104-41	88 -32	1414252-6	# 90 -82
1400014-1	2 -36	1414104-41	89 -30	1414252-6	# 95 -39
1400054-2	108 -17	1414104-42	87 -31	1414257-5	91 -25
1400106-81	184 -51	1414104-42	88 -32	1414258-1	91 -22
1411202-201	72 -43	1414104-42	89 -30	1414259-1	91 -24
1411202-201	73 -38	1414104-45	87 -37	1414261-1	91 -21
1411202-201	76 -38	1414104-46	87 -39	1414262-1	91 -13
1414045-2	90 -14	1414104-54	93 -87	1414264-13	□ 91 -10
1414082-1	72 -50	1414104-54	94 -83	1414264-5	□ 91 -12
1414082-1	74 -32	1414104-56	93 -77	1414265-13	□ 91 -
1414082-1	84 -13	1414104-61	89 -29	1414265-14	# 91 -
1414082-13	72 -50	1414104-8	87 -45	1414265-210	# 91 - 2
1414082-13	73 -46	1414104-8	88 -42	1414265-211	# 91 -13
1414082-13	74 -32	1414104-8	89 -41	1414265-8	91 -16
1414082-13	75 -25	1414104-8	90 -64	1414266-1	91 -20
1414082-13	# 84 -13	1414104-8	92 -16	1414267-1	91 -28
1414082-14	72 -50	1414107-1	87 -50	1414268-1	91 -27
1414082-14	74 -32	1414107-1	88 -51	1414269-1	91 -21B
1414082-14	84 -13	1414107-1	89 -50	1441010-24	67 -48
1414082-18	73 -46	1414107-1	90 -79	1441010-27	67 -48
1414082-18	75 -25	1414107-1	95 -11	1442001-1	56 -23
1414082-18	76 -44	1414107-1	96 -27	1442001-2	56 -21
1414082-18	# 84 -13	1414107-2	95 -11	1442002-1	56 -22
1414082-20	73 -46	1414110-1	87 -12	1442112-1	66 - 1
1414082-20	75 -25	1414110-1	90 -12	1442113-9	66 - 3
1414082-20	76 -44	1414110-3	87 -14	145-10	70 -29
1414082-20	# 84 -13	1414110-3	90 -14	1450024-3	41 -43
1414082-21	73 -46	1414111-5	90 -11A	1450024-3	123 -17A
1414082-21	75 -25	1414112-1	87 -28	1460320-1	145 - 1
1414082-21	# 84 -13	1414112-1	88 -29	1460320-1	145 -27
1414082-6	72 -50	1414112-1	89 -27	1460501-21	145 - 2
1414082-6	74 -32	1414114-1	87 -49	1460501-21	145 -28
1414082-6	84 -13	1414116-1	87 -42	1460505-1	145 -42
1414082-7	72 -50	1414116-1	88 -41	1470089-10-532	202 -18
1414082-7	74 -32	1414116-1	89 -40	1470089-14	□ 202 -19
1414082-7	84 -13	1414116-1	90 -61	1470089-18	202 -28
1414100-212	87 -32	1414116-1	92 -15	1470089-6	202 -26
1414100-212	88 -33	1414116-1	93 -83	1505014-1	3 -35
1414100-212	89 -31	1414116-1	94 -68	1505015-10	3 -36
1414100-212	90 -69	1414211-22	95 -25	1505015-39	3 -39
1414100-212	92 -17	1414215-7	95 -35	1505015-40	3 -37
1414100-8	87 -16	1414215-8	95 -36	1505015-7	3 -37
1414100-8	88 -17	1414217-3	87 -18	1505015-8	3 -38
1414100-8	90 -17	1414217-3	88 -19	1505015-9	3 -39
1414100-9	87 -11	1414217-3	90 -23	1505022-1	3 -35A
1414100-9	88 -11	1414217-3	91 -17	1505024-1	3 -36A
1414100-9	90 -11	1414217-7	87 -17	1511209-9	78 -11
1414100-9	91 - 9	1414217-7	88 -18	1511212-5	78 -16
1414103-12	87 -22	1414217-7	90 -22	1511212-6	78 -16
1414103-2	87 -21	1414217-7	91 -17	1513839-4	106 -21
1414103-2	88 -22	1414223-34	88 -49	1513839-5	106 -21A
1414103-2	89 -20	1414223-34	89 -48	1513839-6	106 -30
1414103-45	88 -23	1414230-1	87 -11A	1514014-1	107 -32
1414103-45	89 -21	1414230-1	88 -12	1514059-1	91 -21A
1414103-6	87 -23	1414230-1	89 -12	1514119-3	94 -60
1414103-6	88 -24	1414230-2	95 -37	1514223-28	88 -46
1414103-6	89 -22	1414231-2	95 -10	1514223-28	89 -46
1414104-1	87 -48	1414231-4	88 -50	1520006-1	4 -43
1414104-1	90 -77	1414240-3	92 -	153-10	62 - 1
1414104-2	87 -40	1414240-3	92 -	153-15	63 - 8
1414104-2	90 -60	1414240-4	92 -	153-15	70 - 5
1414104-2	92 -11	1414240-4	92 -	153-8	60 - 2
1414104-39	87 -29	1414241-3	92 -36	154-13	63 - 9
1414104-39	88 -30	1414241-4	92 -37	154-13	70 - 6
1414104-39	89 -28	1414242-1	92 -29	154-6	60 - 3
1414104-4	87 - 3	1414243-1	92 -32	154-9	62 - 5
1414104-4	88 - 3	1414245-2	92 -10	155-2	60 - 1
1414104-4	89 - 3	1414247-1	92 -24	1550016-1	203 - 6
1414104-4	90 - 3	1414248-1	92 - 8	1552004-17	118 -39
1414104-4	91 - 5	1414249-2	92 -23	1552004-17	119 -31

PART NUMBER	FIGURE AND INDEX NO.
1552004-17	120 -38
1552004-22	118 -38
1552004-22	119 -30
1552004-22	120 -37
1552004-23	118 -38
1552004-23	119 -30
1552004-23	120 -37
1552004-25	118 -41
1552004-25	119 -33
1552004-25	120 -40
1552004-28	118 -36
1552004-28	119 -28
1552004-28	120 -35
1552004-32	118 -29
1552004-32	119 -21
1552004-32	120 -30
1552010-1	119 -32
1552010-1	120 -39
1570043-1	190 -27
1570043-1	191 -33
1570043-3	190 -19
1570043-3	191 -19
1570043-3	205 - 7
1570141-1	204 - 3
1570141-1	204 -17
1570142-3	204 - 6
1570166-1	190 -36
1570166-1	191 -58
161-04900	70 - 1
161-23	62 - 8
161-24	62 - 7
161-30	63 - 2
161-30	70 - 1
161-31	60 - 5
1613224-2	110 - 5
1613224-2	110 - 6
162-04700	70 - 2
162-27	63 - 1
162-27	70 - 2
162-28	60 - 6
1620075-3	191 -56
164-26A	70 -11
164-40	70 -11
1700121-100	173 - 1
1700121-101	173 - 3
1700121-16	123 -26
1700121-48	167 -62
1700121-94	173 - 9
1700121-95	173 - 6
1700121-96	168 -75
1700127-1	86 - 1
1700127-3	86 - 2
1700127-4	86 - 3
1700127-6	86 - 4
1705003-1	2 -64
1705004-1	2 -65
1705015-1	3 -14
1705015-1	73 - 8
1705015-2	3 -14A
1705015-2	75 - 7A
1705015-2	76 - 7
1705022-1	3 -35B
1713039-1	153 -48
1713039-1	179 -11
1713039-1	183 -13
1713039-1	183 -13A
1713039-1	184 -32
1713039-1	184 -32
1713039-1	185 -18
1713039-3	152 -45
1713105-3	41 -29
1713110-1	41 -31
1714000-K200	93 -85
1714000-22	94 -81

PART NUMBER	FIGURE AND INDEX NO.
1714000-33	93 -84
1714000-33	94 -84
1714000-41	94 -82
1714001-19	96 -25
1714001-20	96 - 5
1714001-22	96 - 5
1714002-1	96 - 4
1714005-1	96 -15
1714033-1	96 -16
1714036-1	96 -18
1714040-1	88 -54
1714040-1	90 -81
1714040-1	95 -38
1714040-1	96 -29
1714040-2	88 -55
1714040-2	90 -82
1714040-2	95 -39
1714040-2	96 -30
1714040-5	88 -54
1714040-5	90 -81
1714040-5	95 -38
1714040-5	96 -29
1714040-6	88 -55
1714040-6	90 -82
1714040-6	95 -39
1714040-6	96 -30
1714061-1	93 -81
1714061-1	94 -70
1714067-2	93 -80
1714067-4	93 -80
1714067-5	94 -65
1714074-13	94 -21
1714074-14	94 -22
1714074-6	94 -23
1714095-1	96 -21
1715023-3	88 -15
1715023-3	90 -14
1716013-1	123 -37
1716013-1	125 -56
1717034-1	49 -66
1741005-239	68 -38
1741005-247	68 -38
1750011-1	123 -48
1750011-1	141 -17
1750011-4	123 -48
1750011-4	141 -17
1752110-3	197 -13
1752111-3	197 - 9
1752113-1	197 -12
1752118-1	198 - 2
1752118-2	198 - 3
1752118-3	198 - 7
1752118-4	198 - 8
1752119-4	120 -19
1752119-7	120 -17
1754001-12	132 -
1754001-14	132 - 1
1754001-15	132 - 1
1754001-16	132 -
1754001-4	132 -
1754001-8	132 - 1
1754007-1	132 - 6
1754008-1	132 - 7
1754009-1	132 - 8
1754010-1	132 - 9
1755014-1	134 -55
1755016-1	134 - 7
1755016-1	135 - 9
1756001-1	123 -27
1760015-1	188 - 1
1760015-2	188 - 2
1770009-1	204 - 7
1777	23 -23
1816	202 -22

PART NUMBER	FIGURE AND INDEX NO.
1816TR	202 -23
183-1	70 -27
1924	202 -24
20H3P	190 - 6B
20H3P	191 - 8
2013131-1	108 - 3E
2013142-1	161 -53
2015009-3	84 -37
2015009-5	85 -26
20351-4	152 - 1
20351-4	152 -24
20351-4	153 - 1
20351-4	153 -23
2055008-1	135 -68
21-831-1	130 -47
2104	182 - 6
2104	183 - 7
212-12	137 -16
21323	123 -59A
21323	127 - 5
217-1	60 - 8
22FH632	146 -18
22K2-32	90 - 9
22NA-3-054	52 -16
22NA1K-02	6 -41
22NA1K-02	8 -37
28S7-4	126 -35
2904-1	104 -40
2904-1	152 - 1
2904-1	152 -24
2904-1	153 - 1
2904-1	153 -23
3/32X.38TYPE3	25 - 8
30-0009-23	4 -28
3021	70 - 8
3022	70 - 7
3023	63 - 7
3023	70 - 4
30370-0100	102 -42
30370-0100	104 -43
30370-0100	105 -48
30370-0100	182 - 2
30370-0100	183 - 4
30370-0100	184 - 7
30370-0100	184 - 7
30370-0100	185 - 4
30370-0102	105 -48
30370-0102	184 - 7
30370-0102	184 - 7
30370-0102	185 - 4
30475-0000	102 -41
30475-0000	182 - 4
30475-0000	183 - 5
312-12	121 -40
33-199-1	169 - 8
33-199-45	169 - 9
33-199-5	169 - 6
33-199-6	169 - 7
33-199-8	169 -10
33-199-902	169 - 4
33-199-909	169 - 5
330R	101 -18
34-825-6	129 -46
34-825-7	129 - 8
34-825-8	129 -34
34-827-1	129 - 7
34-827-2	129 -19
34-827-3	129 -28
34-827-6	129 -23
34-827-7	129 -21
34-827-901	129 -20
34-828-1	130 -13
34-828-10	130 -18
34-828-11	130 -19



PART NUMBER	FIGURE AND INDEX NO.
34-828-12	130 -20
34-828-13	130 -21
34-828-14	130 - 9
34-828-15	130 -22
34-828-17	130 - 1
34-828-18	130 - 2
34-828-20	130 -23
34-828-21	130 - 5
34-828-22	130 - 3
34-828-24	130 -24
34-828-25	130 -25
34-828-27	130 -26
34-828-28	130 -27
34-828-29	130 -28
34-828-31	130 -49
34-828-7	130 -16
34-828-9	130 - 8
34-828-903	130 - 4
34-828-906	130 - 7
34-828-908	130 -15
34-831-1	130 -29
34-831-4	130 -31
34-831-6	130 -30
34-831-8	130 -17
34-831-901	130 -32
34-831-902	130 -12
34828-2	130 -14
34828-26	130 -10
34828-901	130 - 1
35060-0014	104 -40
35060-0014	105 -40
35060-0114	105 -40
35060-0114	106 -37
351-11-05-001	204 -15
35342	127 -13
36100	127 - 9
3680C	55 -38
3680C	67 -68
3680C	68 -27
3690-1/2	1 -46
3690-1/4	1 -46
3690-1/8	1 -46
37-206	70 -27
37570-0001	104 -42
37570-0001	105 -47
37570-0001	183 - 5
37570-0001	184 - 5
37570-0105	105 -47
37570-0105	106 -44
37570-0105	184 - 5
40-14	201 - 4
401814	130 -49
4050	128 - 1
4051	128 - 1
40760-0104	105 -48
40760-0104	106 -45
40760-104	185 - 4
41843	27 -11
426537	104 -56
43-1761	191 - 8
441346	105 -60
441346	106 -60
441347	105 -56
441347	106 -53
441361	104 -54
442792	105 -60
442792	106 -61
442818	104 -56
442876	105 -60
444649	104 -55
444678	105 -56
444678	106 -54
444679	105 -56
4509	198 - 5

PART NUMBER	FIGURE AND INDEX NO.
4522	197 - 8
4522	197 -11
49165-22	151 - 9
49265F-52	101 - 7
49265F-52	101 -10
49265K2215	82 -10
49330	27 - 9
50309	127 - 8
50658	129 -45
50659	129 -43
50661	129 -14
50668	129 -24
50672	129 -31
50674	129 - 9
50692	129 -44
51043	6 -45
51045	90 -74
511846-4	69 -20
51471	129 -38
51692	129 -25
52121	129 -29
52155	129 -30
52203	129 -32
52204	129 -33
52204	129 -36
52205	129 -35
530603	127 - 3
53166	129 -37
53265	129 -12
53294	129 -16
53345	129 -13
535324	127 - 2
53914	129 -42
53939	129 -48
53940	129 -39
53942	129 -47
550	1 -13
55149	129 -11
55172	129 -10
5574397	187 -40
55774	129 -15
5579432	187 -40
5579535	187 -40
5579539	187 -40
5579654	163 -17
5579654	164 - 4
5579654	187 -40
576.1	1 - 5
579.6	1 - 6
6F200	191 - 8
600-015-100S	66 - 8
60096	128 -11
60232-1	103 -63
60232-1	104 -73
60232-1	105 -65
60232-1	106 -66
604-200-200	153 - 1
61-19	70 -15
61098	128 -14
6241M	55 -38
6241M	67 -68
6241M	68 -27
626356	127 - 1
626416	127 - 1
626789	127 - 4
628313	127 - 9
629150	127 -12
629151	127 -12
630574	127 -12
630575	127 -12
631261	127 - 8
633029	127 - 4
6436635	163 -15
6436635	164 - 3

PART NUMBER	FIGURE AND INDEX NO.
6436637	163 -16
6436637	164 - 2
6436637	187 -40
6436916	164 - 5
6436916	163 -18
6436989	164 - 6
6436989	163 -19
66-30	70 -17
66-30	70 -19
66224	128 - 9
684-3-11-36P	126 -20
68972	128 -16
69-4	70 -24
69116	128 -17
700	1 -11
71910	173 -13
73-11	70 -18
73820	128 - 2
74-10	70 -16
74068	128 -17
74904	164 - 9
75-31	70 -28
75-37	70 -28
75148	128 -10
75380	128 - 6
75528	164 - 8
75906	128 -15
76211	128 - 4
76906	191 -44
77743	128 - 3
77745	128 - 3
782	172 - 1
782-1	172 -17
782-10	172 -40
782-11	172 -38
782-13	172 -28
782-13	172 -39
782-2	172 - 7
782-3	172 -36
782-4	172 -34
782-5	102 -43
782-5	103 -47
782-5	104 -58
782-5	172 -44
782-6	172 -37
782-7	172 -10
782-8	172 -43
782-9	172 -16
783	172 - 8
784-11	172 - 2
784-3	172 -32
784-4	172 - 3
784-5	172 -13
784-6	172 -22
784-9	172 -25
784-9	172 -30
785-1	172 -11
785-3	172 -15
785-4	172 -12
785-6	172 -42
787	172 -35
78728-M/S	128 - 8
8-171	204 - 1
8-32X1/2	62 - 2
8-4VTX-S	167 -50
8-4VTX-S	168 -60
800-001-6	146 -21
807	72 - 4
807	73 - 4
807	74 - 5
807	75 - 5
807	76 - 4
828-905	130 - 6
8313	128 -13

PART NUMBER	FIGURE AND INDEX NO.	PART NUMBER	FIGURE AND INDEX NO.	PART NUMBER	FIGURE AND INDEX NO.
8406E	123 -18				
8409	204 -23				
8499	204 - 9				
8526250	123 -18				
8526250	187 -21				
91-22	70 -14				
92-17	70 -20				
95-00184	69 -23				
9511269	69 -15				
9511271	69 -16				
9520448	69 -22				
9521184	69 -11				
9524201	69 - 2				
9524218	69 - 9				
9524223	69 -12				
9524318	69 - 3				
9524343	69 -18				
9524491	69 - 7				
9525412	69 -15				
9525413	69 -16				
9532277	69 -17				
9541458	69 -10				
9541898	59 - 1				
9541899	59 - 2				
9960BK2215	99 -36				
9960BK2215	100 -40				
99833-C.098	121 -16				
99833-P.098	115 -22				
99833-P.098	116 -19				
99833P.098	117 -23				
99833P.098	119 -25				
99833P-.098	118 -33				
99836	115 -33				
99836	116 -29				
99836	117 -27				
99836	118 -43				
99836	119 -35				
99836	121 -41				
99874-1	115 -33				
99874-1	116 -29				
99874-1	117 -27				
99874-1	118 -43				
99874-1	119 -35				
99874-1	121 -41				